



BEARS

2002 Hall of Fame Inductee



DAN HAMPTON Defensive End / Tackle 1979-90

99

A disruptive force from the inside or outside, Dan Hampton anchored one of the most dominant defensive lines in NFL history. Hampton was selected to the Pro Football Hall of Fame Class of 2002 and is the 26th Bear to earn the honor. He was inducted with Redskins head coach George Allen, Raiders tight end Dave Casper, Bills quarterback Jim Kelly and Steelers wide receiver John Stallworth.

Hampton played in 157 regular season games, starting 152, during 12 NFL seasons, all with the Bears. He began his NFL career in 1979 and is one of only two Bears players to ever play in three decades (Sid Luckman, 1939-51). He finished his career ranked third on the Bears all-time career sacks list with 82.0, trailing just Richard Dent (124.5 from 1983-93; 95) and Steve McMichael (92.5 from 1981-93). He was named to the NFL Team of the '80's by the Pro Football Hall of Fame Board of Selectors and was a Pro Bowl performer four times during that decade (1980, 1982, 1984 and 1985), twice as a defensive end and two times as a defensive tackle. Hampton was named Defensive MVP by Pro Football Weekly in 1982 and started the first 48 games of his career where he established himself as a dominant pass rusher, recording 25 sacks during his first three seasons in the league.



Hampton was drafted in the first round (fourth overall) by the Bears in the 1979 draft. The Bears obtained his pick (plus TE Bobby Moore) from Tampa Bay for DE Wally Chambers. "Danimal," as he was affectionately known by teammates and fans, earned all-America honors and was named Southwestern Conference Defensive Player of the Year following an 18-sack season as a senior. He was a three-year starter and two-time all-SWC performer for the Razorbacks.

Former Bears defensive end Ed O'Bradovich (1962-71) is scheduled to be the presenter at Dan's Hall of Fame induction on Aug. 3, 2002.

Hampton's Pro Stats

		Int-Yds	Tkls-Solo	FR	FF	PD	Blk Kick	Sack-Yds	G-GS
1990	Bears	0-0	34-14	0	2	3	0	0.0-0	14-10
1989	Bears	0-0	14-8	0	0	4	1	2.0-21	4-4
1988	Bears	0-0	88-50	0	0	3	1	9.5-81	16-16
1987	Bears	0-0	30-16	1	0	2	2	3.5-18	8-8
1986	Bears	0-0	72-30	2	1	2	1	10.0-83	16-16
1985	Bears	0-0	32-26	3	2	4	0	6.5-43	16-15
1984	Bears	0-0	54-40	3	1	2	0	11.5-95	15-15
1983	Bears	0-0	47-40	0	0	4	1	5.0-27	11-11
1982	Bears	0-0	71-62	0	0	0	1	9.0-57	9-9
1981	Bears	0-0	68-56	0	1	4	0	9.0-77	16-16
1980	Bears	0-0	73-58	0	2	1	0	11.5-109	16-16
1979	Bears	0-0	70-48	2	1	3	0	4.5-28	16-16
Career		0-0	653-448	11	10	32	7	82.0-639	157-152

2002 Chicago Bears

Index

Angelo, Jerry	7	2001 Special Teams Tackles	18-19
Annual Leaders	206-215	2002 Draft Picks	125, 235
Assistant Coaches, all-time	255	2002 Offseason Transactions	16-17
Assistant Coaches Bios	11-20	2002 Road Headquarters	328
Attendance	203	Air Miles	186
Bears Care	280-281	All Tied Up	308
Bears Share	319	All-Time Practice Squad	254
Board of Directors	3	Attendance Records	36
Career Coaching Records	195	Back to the Ground	181
Career Leaders in various stats	195-198	Bears of All Ages	130
Career Statistics of Active Bears	146	Bears Birthday (in season)	211
Community Relations	321-322	Bears Care Grant Recipients	324
Dates for 2002-2003	325	Bears Campaign Sales Office	29
Directory, Bears Staff	2	Bears Head Coaches	8
Drafts (All-time)	228-235	Bears Linebacker Sacks	175
Drafted Bios '02	125-133	Bears with Playoff Experience	243
First-Round Picks, All-Time	227	Bears in the Rankings	202
Football Staff Bios	21-23	Bears vs. Super Bowl Winners	255
Halas, George S.	204	Bears Winning/Losing Streaks	194
Halas, George, Jr. ("Mugs")	205	Blown Leads	213
Hall of Fame Inductee (Hampton)	Inside front cover	Chicago Bears Fight Song	5
Hall of Famers	223-226	Cold Weather Games (Brrrrr)	207
History	4-5, 199-202	Come-From-Behind Wins	212
How The Bears Were Built	147	Contract Expiration	210
Individual Records, Bears	166-175	Cracking the Century Mark	12
Individual Records, Opponents	176-177	December Road Woes	92
Jauron, Coach Dick	8-10	Divisional Challenge	302
Jersey Numbers, All-Time	236-243	Fan Convention	34
Last Time, The	161-163	First Starts	227
Media Information	328	Formula for QB Rating	57
Memorial Stadium (Champaign)	315-316	Franchise Moves	305
Monday Night Football	312	Free Agent Signings	31
2001 Bears Final Statistics	148-149	Fruitful Pickings	71
2001 Final NFL Standings	160	Future Super Bowls	94
2001 Game Summaries	150-158	Getting to Halas Hall	62
100-yard Receiving Games	219-221	Halas Hall	106
100-yard Rushing Games	216-218	Instant Replay's Players	90
Overtime Games	311	International Games	258
Payton, Walter	205	Internet Access	260
Personnel Bios	21-23	Kickoff Weekend Wins	183
Phillips, Ted	6	Land and Air Attack	14
Phone Numbers, NFL and PR	325	Leading Tacklers	113
Play-by-Play Announcers	318	Long-Range Bomber	185
Players with Pro Experience Bios	134-139	Longest Plays at Soldier Field	177
Postseason Records	165	Miller Time	208
Postseason Results	261	Monsters of the Midway	11
Postseason Stats	159	Most-Watched TV Programs...Ever	261
Preseason Results (Bears all-time)	256-260	NFC Central Standings	206
Preseason Schedule (NFL 2002)	326-327	NFL Europe League	219
Pro Bowlers	310-311	NFL Realignment	13
Quarterback Ratings (Bears' best)	209	Naming the Bears	4
Radio Affiliates ("Bears Radio Network")	319	Opening Day Rookie Starters	96
Records—Versus Extinct Franchises	308	Pacesetters	59
Records—Versus Active Teams	309	Piccolo Award	122
Results—Regular season, all-time	262-299	Playoff Appearances	20
Results—Team-by-team ("Bears vs. NFL")	300-307	Playoff Payouts	64
Road Trip Hotels / Headquarters	328	Punt Club	184
Rookie Records	164	Records on Artificial Turf	98
Roster, 2002	144-145	Retired Numbers	237
Roster, All-time	244-254	Rookie Starters	129
Schedule, 2002 (NFL)	Inside back cover	Rules of Instant Replay	60
Schedule, Bears 2002	Inside back cover	Shutouts	163
Season stats, 1968-2001	266-299	Stacked Against Sacks	169
Soldier Field	316-317	State of the Bears	189
Staff photos	24-29	Still Safe	133
Team Records—Defense	187-194	Strength of Schedule	46
Team Records—Offense	178-186	Strike Games	44
Television and Radio Shows	320	Thanksgiving Day Games	214
300-yard Passing Games	222	Top Bears Victories/Defeats	252
Training Camp	313	Top Picks	117
Undrafted Free Agents 2001 bios	139-143	Top Universities	68
Veteran Bios	30-124	Top in Victories	132
		Undrafted Free Agents	143
		Upon Further Review	67
		Wrigley Record	265

INFORMATION BOXES:

40 Rushes vs. 40 Passes	217
2001 Quarter-by-Quarter Scoring	42

2002 Chicago Bears

Club Directory

BOARD OF DIRECTORS

Chairman Emeritus	Ed McCaskey
Chairman of the Board	Michael McCaskey
Secretary	Virginia McCaskey
President and CEO	Ted Phillips
Members	Ed McCaskey, Jr. Andrew McKenna, Pat Ryan

HEADQUARTERS

Halas Hall
1000 Football Drive
Lake Forest, IL 60045
847 / 295 - 6600

www.chicagobears.com

MANAGEMENT / ADMINISTRATION

President and CEO	Ted Phillips
General Manager	Jerry Angelo
Director of Administration	Bill McGrane
Vice President	Tim McCaskey
Director of Special Projects	Pat McCaskey
Director of Business Development	Brian McCaskey
Bears Care President	Nancy McCaskey
Executive Administrative Assistants	Ann Quint Dianne Shabat
Administration Assistant	Geoff Bunzlo

MARKETING

Chief Marketing Officer	Dave Greeley
Community Relations/Bears Care	
Director of Community Relations	John Bostrom
Community Relations Manager	Caroline Guip
Bears Care Program Coordinator	Jennifer Weber
Community Relations Assistant	Jessica Kies
Corporate Sales	
Director	Avery Robbins
Manager of Corporate Sales	Dave Eck
Corporate Sales Manager	Dana Dressler
Corporate Sales Manager	Bill Hawker
Client Services Manager	Stacey Larsen
Client Services Coordinator	Rebecca Coffey
Marketing-Communications	
Director	Linda Connors
Marketing Manager	Julie Holz
Manager of Creative Services	John Conroy
Senior Web Writer	Larry Mayer
Marketing-Communications Asst	Mandy Sowa
Stadium Sales	
Director	Jeff Morander
Manager of Stadium Sales	Adam Kellner
Account Executive	Bob Laskowski
Account Executive	Mike Eagan
Stadium Sales Assistant	Alexis Owens

PUBLIC RELATIONS

Director of Public Relations	Scott Hagel
Assistant Director	Jim Christman
Assistant	Roger Hacker
Administrative Assistant	Sharon Lehner

TICKETS

Director of Ticket Operations	George H. McCaskey
Assistant Director	Kendra Lindborg
Customer Service Reps	Bill Collingbourne, Krista Fortman, Jennifer Kuehn, Lee Twarling, Mike Vanderploeg
Customer Service Rep-Champaign	Ian McCoy, Sr.

ACCOUNTING

Chief Financial Officer	Karen Zust
Financial Analyst	Oznu Modro
Accounting Assistant	Lorelei Potts
Accounting Assistant	Manka Moore
Administrative Assistant	Brit Bending

COMPUTERS

Director of Football Systems Technology	Brian Wright
Information Systems Managers	DJ Coluzzi
Network/Systems Specialist	Brent Johnson

OFFICE STAFF

Administration	Clyde Enrich
Administration	Rich McCaskey
Receptionist	Jennifer Walden
Stadium Operations	Bryan Pett
Stadium Consultant	Ann Carey
Building Maintenance	Ole Halvorson
Security	Rudy Komini
Security	Rich Slusser

COACHING STAFF

Head Coach	Dick Jauron
Defensive Coordinator	Greg Blache
Offensive Coordinator	John Shoop
Defensive Backs	Vance Bedford
Offensive Assistant	Pete Carmichael
Tight Ends	Pat Flaherty
Wide Receivers	Todd Haley
Linebackers	Gary McElmer
Running Backs	Earle Mosley
Defensive Line	Rex Norris
Special Teams	Mike Sweatman
Offensive Line	Bob Wylie
Offensive Quality Control	Charlie Coiner
Asst. D-line/Defensive Quality Control	Chuck Bulough
Administrative Assistant	Barb Allen
Administrative Assistant	Beverly Bartye

PLAYER PERSONNEL


Director of College Scouting	Greg Gabriel
Director of Pro Personnel	Bobby DePaul
Assistant Director of Pro Personnel	Morocco Brown
Director of Players Contracts & Legal Affairs	Cliff Stein
Area Scouts	Marty Barrett, Chris Bellard, Phil Emery, Pat Roberts, Jeff Shiver
BLESTO Scout	Ted Monaco
College and Pro Scout	Kevin Turks
Administrative Assistant	Mike Stover
Assistant to the General Manager	Robyn Wilkey

FOOTBALL OPERATIONS

Physical Development Coordinator	Russ Riederer
Asst. Physical Devel./Asst. Linebackers	Steve Little
Head Athletic Trainer	Tim Bream
Assistant Athletic Trainer	Reggie Barnes
Assistant Athletic Trainer	Chris Hanks
Director of Rehabilitation	Bobby Slater
Equipment Manager	Tony Medlin
Assistant Equipment Managers	Carl Piekarski, Jamal Nelson
Head Groundskeeper	Ken Mrook
Assistant Head Groundskeeper	John Berta
Groundskeeper Assistant	Joe Krajniak
Director of Player Development	Dwayne Joseph
Director of Video Services	Dean Pope
Assistant Video Director	Dave Hendrickson
Video Assistant	Craig Podolski
Consulting Orthopaedists	Mark Bowen, Gordon Nuber
Consulting Internists	Michael Ankin, Howard Katz, Jerry Osher
Team Photographer	Bill Smith


2002 Chicago Bears

Board of Directors



Ed McCaskey

Chairman Emeritus



Michael McCaskey

Chairman of the Board



Virginia McCaskey

Secretary




Ted Phillips

President and CEO




Ed McCaskey, Jr.

Member



Andrew McKenna

Member



Pat Ryan

Member

2002 Chicago Bears

By the Decade

One of the world's most storied professional sports franchises, the Chicago Bears were established in 1920 as George Halas founded professional football with representatives from 12 other clubs in Canton, Ohio. Halas was not only the team's founder but served as head coach for 40 years, and was active with the Bears until his death in 1983. The franchise has won nine world championships, six of those coming between 1932-46, and in 1997 became the first club in NFL annals to notch its 600th victory. The team has participated in the playoffs 23 times, and sent 25 players, one coach, and one general manager to the Pro Football Hall of Fame, the most of any team.

A native Chicagoan, Halas was a three-sport letterman at the University of Illinois. He joined the Navy after graduation before playing right field for the New York Yankees. A hip injury ended his baseball career and Halas moved to Decatur to work for a corn products firm owned by A.E. Staley, who sponsored a semi-pro baseball team and later commissioned Halas to organize an independent football team. One year later, Staley gave Halas the club and Halas made Dutch Sternaman his partner. Halas was a player-coach from 1920-29 and was named to the NFL all-pro squad of the 1920s. He holds three NFL coaching records and four Bears coaching records. Halas' 324 coaching victories was broken in 1994 by Don Shula of the Miami Dolphins. Halas led the Bears to six world championships — his first and last separated by 42 years (1921 and 1963). (See page 204 for more on George S. Halas.)

1920s: George Halas founded pro football and the Decatur Staleys in 1920 and set membership at \$100 per club. The Staleys posted a 10-1-2 record in that inaugural season as each player earned \$1,900 for the season. The Bears won their first title the next season (1921) with a 9-1-1 mark and went on to post winning records in all but one season in the entire decade (1929: 4-9-2). The first major signing took place in 1925 when the Bears signed Red Grange to a contract. Halas then took Grange and the Bears on a coast-to-coast barnstorming tour in which the club played 16 games in nine weeks. The first game of that stretch was played before 36,000 at the team's home site, Wrigley Field.

1930s: Halas left the coaching ranks in 1930 and Ralph Jones led the club to a 24-10-7 record from 1930-32. The Bears won the 1932 championship before 11,198 fans at Chicago Stadium. The franchise lost \$18,000 that season and Sternaman sold his half of the club to Halas. The 1933 season marked Halas' return to coaching and the beginning of the "modern" National Football League. The Bears beat the Giants 23-21 in the NFL's first championship game that year. The Bears advanced to the NFL title game twice more in the 30's, but fell to the Giants in 1934 and the Redskins in 1937.

1940s: The decade began with another NFL title as the Bears buried the Washington Redskins, 73-0, as ten different players scored while Chicago unveiled the T-formation. Halas left for war duties in the middle of the 1942 season. The team continued winning, but lost the title game in Washington, 14-6. Luke Johnsos and Hunk Anderson co-coached the wartime Bears the next three seasons. In 1943, the Bears beat Washington 41-21 at Wrigley Field in the NFL title game. Halas returned in 1946 and the Bears won the title again — defeating the Giants, 24-14, before a NFL-record crowd of 58,346 in the Polo Grounds.

1950s: The Bears began the decade with a title run, but lost to the Rams in the 1950 Western Division title game, 24-14. Paddy Driscoll replaced Halas as coach in 1956 and the Bears lost to the Giants in the NFL Championship game at Yankee Stadium. Halas returned for his final stint as head coach in 1958.

NAMING THE BEARS

George Halas originally named the team the Decatur Staleys after A.E. Staley, a starch manufacturer and enthusiastic sports fan who sponsored a semi-pro team and commissioned Halas to organize the new squad.

One year later, trying to match the profitability of Chicago's baseball games, Staley asked Halas if he would take the team off Staley's hands and move it to Chicago for \$5,000, while keeping the name Staleys for another year. With the help of legendary baseball pioneer Bill Veeck and William Wrigley, Halas soon acquired a lease to play at Wrigley Field.

When Halas' obligation to Staley terminated in 1922, he considered re-naming the team the Chicago Cubs out of respect for Veeck and Wrigley who, according to Halas in his biography, "had been such a great help."

But, as Halas continued, "I noted football players are much bigger players than baseball players, so if baseball players are cubs, then football players must be bears!"

On January 28, 1922, the franchise was re-named the Chicago Bears.

The team colors have always been blue and orange after those of Halas' alma mater, the University of Illinois. Halas lettered in football, basketball, and baseball for the Fighting Illini, and is honored as one of U of I's most distinguished alumni in the Illini Union in Champaign-Urbana.

2002 Chicago Bears

By the Decade

1960s: The Bears won their final title under Halas in 1963, beating the NY Giants, 14-10, at Wrigley Field. A new era was signaled in 1965 when the club drafted Dick Butkus and Gale Sayers in the first round of the college draft. Sayers set a NFL record with 22 TDs as a rookie, including six in a single game against the 49ers. Prior to the 1968 season, Halas retired from coaching after 40 seasons and a 324-151-31 record.

Ed McCaskey was named team's vice-president and treasurer in 1967, a position he held for 17 years before being named Chairman of the Board in 1983 and eventually Chairman Emeritus in 1999. Ed spearheaded the club's civic activities for many years and attends NFL meetings. Among his many civic contributions on behalf of the Bears was guiding the Brian Piccolo Fund from its inception in 1970 to 1987, raising millions of dollars for cancer research.

1970s: The Bears played their final season in Wrigley Field in 1970 before moving to Soldier Field. In the same year, Halas was elected president of the NFC as the NFL and AFL merged. In 1974, Jim Finks joined the Bears as General Manager. Finks named Jack Pardee, the first non-Bear in such a position, as head coach replacing Abe Giron. In 1975, the Bears moved their training camp to Lake Forest after spending 31 years in Rensselaer, Indiana; and Walter Payton was the club's first-round draft choice. After a 14-year hiatus the Bears returned to the playoffs in 1977, winning their final six games to finish 9-5. The Bears again made the playoffs in 1979 under head coach Neill Armstrong. Chicago lost in the opening round in both 1977 and 1979. The organization suffered a major loss at end of the decade when team president George "Mugs" Halas, Jr. died at 54. Mugs joined the Bears front office in 1950, was named treasurer in 1953, and became president of the club in 1963. (See page 205 for more on "Mugs" Halas.)

1980s: Armstrong's tenure ended in 1982 and he was replaced by Dallas Cowboys' assistant Mike Ditka, a Bears tight end from 1961-66. In 1983, Jim Finks resigned and George Halas died at age 88. Michael McCaskey, the oldest son of Ed and Virginia McCaskey and the grandson of George Halas, became the third president in club history.

McCaskey was a business school professor and operated a consulting company in Boston before joining the Bears. In his 15 seasons as club president, the Bears posted nine winning seasons, made three trips to the NFC title game and won Super Bowl XX. McCaskey has served stints on the Finance, Long Range Planning, Stadium, and NFL Properties Executive committees during his tenure.

The Bears returned to the NFL elite in 1984. They advanced to the NFC Championship game (losing to San Francisco) and Walter Payton broke Jim Brown's all-time NFL rushing record. The loss in the '84 title game set the stage for the 1985 season in which the Bears posted shutouts in both playoff games before ripping the Patriots, 46-10, in Super Bowl XX. The Bears won the NFC Central division each of the next three seasons, but could never get past the NFC title game. Payton's jersey was retired following the '87 season.

1990s: The Bears made playoff appearances in 1990 and 1991. The 1992 season was marked by the retirement of Mike Singletary, the end of the Mike Ditka era and Kevin Butler becoming the club's all-time scoring leader. Dave Wannstedt was named the 11th coach in team history in 1993 and led the Bears to back-to-back winning seasons in 1994 and 1995. The uniform numbers of Dick Butkus (51) and Gale Sayers (40) were retired in 1994. The team moved into its new headquarters, Halas Hall at Conway Park, on March 3, 1997. The Bears became the first franchise in NFL history to win 600 games; number 600 was a 13-7 win over Tampa Bay at Soldier Field (11-23-97). On August 1, 1998, Mike Singletary became the 25th Bear inducted into the NFL Hall-of-Fame, the most of any franchise. Dick Jauron became the 12th head coach in Bears history on January 24, 1999. Two weeks later the Bears reshuffled the front office by naming Ted Phillips President and CEO, Michael McCaskey Chairman of the Board, and Ed McCaskey Chairman Emeritus. Chicago mourned the passing of legendary running back Walter Payton on November 1, 1999 as he lost his battle with a rare liver disease. The Bears named their indoor practice facility the "Walter Payton Center" in his honor the following spring.

CHICAGO BEARS FIGHT SONG

The Chicago Bears fight song, *Bear Down, Chicago Bears*, was introduced in 1941. Though Jerry Downs is listed as the composer, it actually is a pseudonym for Al Hoffman (who also wrote the words and music for the song *If I Knew You Were Coming, I'd Have Baked a Cake*).

Hoffman's words for the Bears' fight song:

*Bear down, Chicago Bears, make every play clear the way to victory;
Bear down, Chicago Bears, put up a fight with a might so fearlessly.
We'll never forget the way you thrilled the nation with your T-formation.
Bear down, Chicago Bears, and let them know why you're wearing the crown.
You're the pride and joy of Illinois, Chicago Bears, bear down.*

2002 Chicago Bears

Management



TED PHILLIPS

President and CEO



Since assuming responsibility as the Chicago Bears President and Chief Executive Officer in early 1999, Ted Phillips has revived the team's proud tradition. In three years he has given Bears fans reasons for excitement both on and off the field. His highlights include overseeing the approval and current construction of a new stadium, hiring the team's first general manager in over 14 years, returning the Bears training camp to Illinois and presiding over Chicago's first division championship in over a decade.

Phillips played a prominent role in the City of Chicago's Lakefront Redevelopment Plan, featuring 17 acres of new parkland, an underground parking structure and a new stadium within the historic confines of Soldier Field. The Bears organization has been working toward a stadium built specifically for football for over 40 years, beginning with team founder George Halas. Phillips helped negoti-

ate a public/private partnership winning approval from the State and City in November of 2000 and March of 2001. Demolition started immediately following the team's final game in January of 2002, beginning an aggressive 20-month construction schedule. Soldier Field is scheduled to reopen in September of 2003 with all the amenities Chicago's sports and entertainment fans deserve. In order to ensure the great traditions of Chicago football remain at the new stadium, the design includes tailgating areas, retaining the historic south wall, renewed public access to the colonnades and plenty of surrounding parkland for enhanced pre- and postgame activities.

The Bears completed an agreement with the University of Illinois to play all 2002 home games and 2003 preseason home games at Memorial Stadium during the construction of Soldier Field under Phillips' leadership. The move returns the team to the site where Papa Bear Halas attended college and played football in addition to bringing Bears football to thousands of fans across central and southern Illinois.

Over the 2001 offseason, Phillips gave the team new direction by restructuring the football operations with the hiring of Jerry Angelo, the Bears' first General Manager since Jerry Vainisi's departure after the 1986 season. Phillips' decision to hire Angelo gives the team a veteran talent evaluator with 21 years of NFL experience including 14 within the former NFC Central Division.

Phillips continues to emphasize the importance of fan relations and customer service, working to improve the team's website, expanding the club's special events and community relations efforts and enhancing the Bears' game day experience. He finalized plans with the Chicago Park District to install a temporary video board for the final two seasons at old Soldier Field. He also expanded the team's marketing and sales departments to help increase revenues, while delivering better service, more creativity and value to local and national business partners.

A key member of the Bears front office since 1983, Phillips was named President and Chief Executive Officer on February 10, 1999. He is the fourth person to serve as president in the organization's storied 83-year history following Michael McCaskey, George "Mugs" Halas, Jr., and George S. Halas.

Phillips served as the Bears' vice president of operations for six seasons starting in 1993. His primary duties included negotiating player contracts and serving as the Bears' salary capologist, as well as handling league-related marketing, financial and legal issues. He was also responsible for overseeing all departments within the organization, other than coaching and player personnel, and served as the club's chief financial officer. Phillips also has been the Bears' main liaison with the NFL office and the NFL Management Council.

Before becoming vice president of operations, Phillips served as the director of finance from 1987 to 1993, handling all player contract negotiations and overseeing the club's business operations. Phillips joined the Bears staff on September 28, 1983, as the team's controller, a position he held for four years.

Prior to joining the Bears, Phillips was employed as an auditor and tax accountant with the international accounting firm of Ernst & Whinney (now Ernst & Young), from 1979-83. He graduated from the University of Notre Dame in 1979 with a degree in business and accounting. Phillips earned a master of marketing and management degree from the Kellogg Graduate School at Northwestern University in 1989.

Phillips was born June 27, 1957, in Oneida, N.Y., and grew up in Nashua, N.H. He and his wife, Katie, have three sons: Matthew (7), Max (5) and Frank (3).

2002 Chicago Bears

Management

**JERRY ANGELO**

General Manager



In his first season leading the Bears football operations, General Manager Jerry Angelo helped guide the team to its first division title in 11 years. He and his staff have solidified a strong nucleus of talent on the sideline and playing field to create continuity as the Bears continue their ascent in the NFL.

Following the 2001 season, Angelo signed head coach Dick Jauron to a new three-year contract and extended the rest of the coaching staff through 2004. Angelo took a proactive approach with his players as well, rewarding nine of 11 starters who were scheduled for a form of free agency in 2002 with new contracts (R.W. McQuarters, Bryan Robinson, Jim Miller, Olin Kreutz, Warrick Holdman, Daimon Shelton, Marty Booker, Roosevelt Colvin and Rex Tucker). In addition to the young crop of talent selected in the 2002 NFL Draft, Angelo and his staff upgraded the team's depth with veteran Pro Bowl quarterback Chris Chandler and linebacker Mike Caldwell.

Angelo was handed the reins of the Chicago Bears football operations on June 12, 2001 as the team's first general manager since 1986 (Jerry Vainisi). Angelo brings 33 years of football experience to Chicago, including 20 as a NFL scout and 15 in the former NFC Central Division.

Angelo accepted his current post after spending 14 years overseeing Tampa Bay's scouting department as the Buccaneers' Director of Player Personnel. In Tampa, Angelo helped turn a team that averaged under five wins a season in its first 21 years of existence into a perennial playoff contender, as the Buccaneers averaged almost 10 wins over his last four years with three playoff berths and one NFC Championship appearance (1999). The Youngstown, Ohio, native was a key member in carrying out the philosophy of Tampa's rebuilding process. He contributed to drafting Pro Bowlers Tony Mayberry (1990), John Lynch (1993), Trent Dilfer (1994), Warren Sapp (1995), Derrick Brooks (1995), Mike Alstott (1996), Donnie Abraham (1996), Warrick Dunn (1997) and Martin Gramatica (1999). He also was a pivotal player in recruiting free agents Hardy Nickerson (1993), Jeff Christy (2000) and Randall McDaniel (2000), all of whom made trips to Hawaii donning a Bucs uniform. Overall, Angelo had a hand in Tampa's 32 Pro Bowl appearances by 14 different players from 1989 to 2000.

Prior to joining Tampa Bay in 1987, Angelo spent five seasons (1982-86) as a regional scout for the New York Giants, including their Super Bowl XXI campaign. He spent 1981 in the Canadian Football League as the Calgary Stampeders linebackers coach. Angelo broke into the NFL as a scout for the Dallas Cowboys in 1980. After playing defensive tackle for three years (1968-70) at Miami of Ohio for coaches Bo Schembechler and Bill Mallory, Angelo graduated with a bachelor's degree in social sciences and a master's in secondary administration while working as a graduate assistant at the University in 1971. He went on to coach eight more years in the collegiate ranks beginning at Colorado State as a part-time defensive line coach (1972) and ending with a five-year stint as the d-line coach at Syracuse (1975-79). In 1973 and 1974, he served as the defensive line coach and recruiting coordinator for the University of Tampa before the Spartans cut the football program.

Jerry and his wife, Bernie, have two daughters, Leisa, who is married to Brad Rice, and Sutton.

Year	Team/College	Position
1987-2000	Tampa Bay Buccaneers	Director of Player Personnel
1982-86	New York Giants	Regional Scout
1981	Calgary Stampeders	Linebackers Coach
1980-81	Dallas Cowboys	Scout
1975-79	Syracuse University	Defensive Line Coach
1973-74	University of Tampa	Defensive Line Coach/Recruiting Coordinator
1972	Colorado State University	Part-time Defensive Line Coach
1971	Miami (Ohio) University	Graduate Assistant
1968-70	Miami (Ohio) University	Defensive Tackle

2002 Chicago Bears

Head Coach



DICK JAURON

4th SEASON



Dick Jauron led the Bears to their biggest two-season turnaround in team history by improving eight games in 2001 from the previous season, culminating in a 13-3 record and Chicago's first NFC Central Division Championship since 1990. The Bears swept three of its four division rivals and the resurgence under Jauron's direction earned him Coach of the Year honors from multiple publications and organizations. Jauron also joined George Halas and Mike Ditka as the only Bears coaches to lead a team to 13 or more wins in one year and became one of only six Chicago coaches to guide his team on a six-game win streak.

Following the lead of their head coach, Chicago maintained a rare poise in clutch situations throughout 2001 resulting in five second-half come-from-behind victories, including two in overtime, and an 8-0 record in games decided by seven points or less. In addition, Chicago did not suffer consecutive losses for the first time since 1988.

Jauron navigated his young team through the NFL's toughest schedule in 2000 ending the season with five wins and a 4-4 mark over the final eight games. The Bears proved to be a dangerous foe over the second half of the year, beating two playoff-bound opponents (Indianapolis and Tampa Bay) and knocking a third out of the playoffs in the season finale (Detroit). Over Jauron's first two seasons in Chicago, the Bears defeated all of their divisional opponents at least once and the Bears' consecutive victories at Green Bay made Jauron the first coach in team history to win his first two road contests against the Packers.

Jauron led the club to six wins in 1999 against a schedule which was the eighth most difficult in the NFL and included 14 games versus teams that finished .500 or better. Eleven of the Bears first 12 games were decided on the final drive including two overtime contests. Jauron's first edition also won road games at Green Bay and Minnesota - a feat last accomplished by the 1985 Bears.

Jauron was named the 12th head coach in Chicago Bears history on January 24, 1999, following four seasons as defensive coordinator of the Jacksonville Jaguars.

BEARS HEAD COACHES

	Seasons	Overall W-L-T	Regular W-L-T	Post-season W-L
George Halas	1920-29; 33-42; 46-55; 58-67	324-151-31	318-148-31	6-3
Ralph Jones	1930-32	24-10-7	24-10-7	None
Heartley "Hunk" Anderson / Luke Johnsos	1942-45	24-12-2	23-11-2	1-1
John "Paddy" Driscoll	1956-57	14-10-1	14-9-1	0-1
Jim Dooley	1968-71	20-36-0	20-36-0	None
Abe Gibron	1972-74	11-30-1	11-30-1	None
Jack Pardee	1975-77	20-23-0	20-22-0	0-1
Neill Armstrong	1978-81	30-35-0	30-34-0	0-1
Mike Ditka	1982-92	112-68-0	106-62-0	6-6
Dave Wannstedt	1993-98	41-57-0	40-56-0	1-1
Dick Jauron	1999-Present	24-25	24-24	0-1

2002 Chicago Bears

Head Coach

Jauron is a 26-year veteran of the NFL as a player and coach, including 17 years in the former NFC Central Division, and played a major role in Jacksonville's rise from expansion team to division champion and Super Bowl contender. In his four seasons in Jacksonville, the Jaguars won 35 games and reached the playoffs three times including a trip to the AFC Championship game in 1996.

In their first-ever season, the 1995 expansion Jaguars finished 21st in the NFL in total defense, including 24th against the rush and 17th against the pass. Jauron's 1996 Jaguars defense finished 15th in total defense (19th and 16th versus the rush and pass, respectively). In 1997, the Jags were 23rd overall, 13th against the rush and 24th against the pass. Jacksonville was 25th overall in 1998; 22nd against the rush, 23rd against the pass. They finished tied for second in the AFC and tied for fifth in the league with a +10 turnover differential that season. The Jags were seventh in the conference and 13th in the NFL with 30 takeaways (third and fifth with 17 fumble recoveries) and finished sixth in the AFC and 11th in the NFL in third down defense, allowing a 36.5% conversion rate. In 1998, the Jaguars' red zone defense was among the league's leaders as well, with a 46.0% TD percentage, ranking fifth in the AFC and ninth in the league. They were tied for 12th in the NFL (fifth in the AFC) with 32 touchdowns allowed by the defense.

Prior to joining the Jaguars, Jauron spent nine seasons in Green Bay as the Packers' defensive backs coach. He worked under Forrest Gregg (1986-87), Lindy Infante (1988-91) and Mike Holmgren (1992-94). Jauron was on Green Bay's staff with Jacksonville Head Coach Tom Coughlin in 1986-87 and he is the fifth member of Holmgren's original staff to earn a NFL head coaching position. The others are Ray Rhodes (defensive coordinator, four years at Philadelphia, one year at Green Bay), Jon Gruden (wide receivers, Tampa Bay, four years at Oakland), Steve Mariucci (quarterbacks, San Francisco), and Andy Reid (tight ends / quarterbacks, Philadelphia). Jauron's NFL coaching career began in 1985 with the Buffalo Bills, where he served one season as Hank Bullough's secondary coach.

NFL Player

Jauron was selected by the Detroit Lions in the fourth round of the 1973 NFL draft. He played in Detroit from 1973-77 and was a 1974 Pro Bowl selection. The Lions waived Jauron in early '78, but he signed with Cincinnati six days later and was a Bengal until 1980, when he suffered a career-ending knee injury. He ended his playing career with 26 interceptions and two touchdowns, including seven thefts and one TD return against Chicago.

As a Lions' rookie, Jauron started at strong safety in a game against the Bears (11-18-73). He intercepted three Gary Huff passes on the afternoon, tied for the Bears opponents' individual record, including a 95-yard return for a touchdown, the fourth longest ever against Chicago. His 167 interception return yards are still a record for a Bears' opponent. Jauron had four more career interceptions against Chicago, including returns of 41, 26 and 28 yards, plus two fumble recoveries. His 103 punt return yards (three returns on 11-24-74) is the fifth-best Bears opponents individual total in team annals. He played nine games against Chicago, all as a Lion.

Personal

After retiring from the playing field, Jauron and a former teammate Jimmy Corbett opened a health and fitness center in Cincinnati. He sold the business in 1983 and spent two years working for Nautilus before beginning his coaching career.

Richard Manual Jauron was born on October 7, 1950, in Peoria, Ill. Jauron lived two years in Peoria where his father, Bob, was head football coach at Manual High School. Dick's middle name comes as a result of his father's association with the school. He spent his childhood years in Rensselaer, Indiana where his father was head coach at St. Joseph's College, former site of the Bears summer training camp. Jauron attended Swampscott High School in suburban Boston and starred in football, basketball and baseball. He was drafted by the St. Louis Cardinals as a shortstop and was an all-American in football, a running back/safety who led his team to two consecutive state championships. The Boston Globe

2002 Chicago Bears

Head Coach

named Jaaron one of the top 10 prep athletes of the 20th century in the state of Massachusetts.

Jaaron was a running back at Yale, where he earned a degree in history. He holds several school rushing records including consecutive 100-yard rushing games (16). Dick and his wife, Gail, have two daughters, Kacy (17) and Amy (15).

Year	Team	Coaching Position	Regular Season	Playoffs
1985	Buffalo Bills	def. backs	2-14-0	
1986	Green Bay Packers	def. backs	4-12-0	
1987	Green Bay Packers	def. backs	5-9-1	
1988	Green Bay Packers	def. backs	4-12-0	
1989	Green Bay Packers	def. backs	10-6-0	
1990	Green Bay Packers	def. backs	6-10-0	
1991	Green Bay Packers	def. backs	4-12-0	
1992	Green Bay Packers	def. backs	9-7-0	
1993	Green Bay Packers	def. backs	9-7-0	1-1 Beat Det; lost to Dal in 2nd Round
1994	Green Bay Packers	def. backs	9-7-0	1-1 Beat Det; lost to Dal in 2nd Round
1995	Jacksonville Jaguars	def. coord.	4-12-0	
1996	Jacksonville Jaguars	def. coord.	9-7-0	2-1 Lost to NE in AFC Championship
1997	Jacksonville Jaguars	def. coord.	11-5-0	0-1 Lost to Den in 1st Round
1998	Jacksonville Jaguars	def. coord.	11-5-0	1-1 Lost to NYJ in 2nd Round
1999	Chicago Bears	head coach	6-10	
2000	Chicago Bears	head coach	5-11	
2001	Chicago Bears	head coach	13-3	0-1 Lost to PHI in 2nd Round

CAREER HIGHLIGHTS:

- Oct. 7, 1950.....Born in Peoria, Illinois

Playing

- 1970-72Set school record as Yale running back with 2,947 career rushing yards.
- 1973Drafted in fourth round by Detroit Lions and converted to safety.
Led team with 17 kickoff returns for 405 yards.
Intercepted three passes vs Chicago (11/18/73) setting an opponent's record vs the Bears which still stands.
- 1974Selected to Pro Bowl.
Led NFC in punt returns averaging 16.8 yards on 17 attempts for Detroit.
- 1978Waived by Detroit and signed by Cincinnati Bengals.
Led Bengals with four interceptions, one for a touchdown.
- 1979Led Bengals with career-high six interceptions.
- 1980Concludes final NFL season with one interception for Cincinnati before suffering career-ending knee injury; finished career with 26 interceptions and two touchdowns.

Coaching

- 1985Joins Hank Bullough's Buffalo Bills coaching staff.
- 1986-94Coaches defensive backs for Green Bay under three different head coaches (Forrest Gregg, Lindy Infante and Mike Holmgren).
- 1995-98Joins expansion Jacksonville Jaguars as Defensive Coordinator.
Helps lead Jaguars to three playoff appearances in four years, including the AFC Championship game in 1996.
- Jan. 24, 1999 .Named the 12th head coach in Chicago Bears history.
- Jan. 19, 2002 .Named AP Coach of the Year.

2002 Chicago Bears

Assistant Coaches


GREG BLACHE
 Defensive Coordinator


A highly regarded 14-year NFL coaching veteran, Greg Blache begins his fourth season as defensive coordinator for the Bears.

In 2001, Blache molded his young crew into one of the top defensive units in the NFL, producing the top-ranked scoring defense in the League, allowing only 203 points in 16 games (12.7 points per game) which ranks third in Bears history for a 16-game schedule behind only the 1985 and 1986 Bears. In three seasons, his defense has accounted for 11 touchdowns (2 in 1999, 4 in 2000, 5 in 2001).

In the past three seasons, Blache's defense has forced 90 turnovers, including 37 in 2001, the most by a Bears defense since 1990. Chicago's 2001 defense, led by AP All-Pro first-team members Mike Brown, Brian Urlacher and Ted Washington, ranked second in the NFL and first in the NFC in rushing yards allowed per game, allowing 82.1 yards per contest. The 2001 Bears only surrendered three rushes of over 20 yards all season and six rushing touchdowns, the fewest since 1998 (5).

Blache incorporated seven new starters into his lineup in 2000. The unit took root over the final eight games of the season, moving 11 spots to finish 16th overall in the NFL after allowing 49 fewer points and 400 less net yards than in the previous eight games. His success defensive coach has earned him NFL head coaching considerations both after the 1998 and 2001 seasons.

Prior to joining the Bears, Blache served as the Indianapolis Colts' defensive line coach for five seasons (1994-98) and held the same position for the Green Bay Packers for six years (1988-93) where he served on the staff with Dick Jauron. At Indianapolis, Blache served under Ted Marchibroda, Lindy Infante and Jim Mora and helped the Colts advance to the AFC title game in 1996. He coached several top pass rushers at Indianapolis including double-digit sackers Dan Fouts and Tony Bennett along with tackle Ellis Johnson.

Blache's coaching career began in 1968 as a defensive assistant at Notre Dame, where he had suffered a leg injury as a freshman that ended his playing career. Upon graduation in 1971, Blache stayed at Notre Dame for five seasons, one year as a grad assistant and four years as a full-time assistant. Blache then joined the Tulane staff in 1976, where he coached the offensive line (1976-77), outside linebackers (1978-79) and defensive backs (1980). He returned to Notre Dame to coach running backs (1981) and the defensive line and outside linebackers (1982-83). Blache then served one year as defensive coordinator with the USFL's Jacksonville Bulls in 1984, and had one-year experiences at Southern University (1986, defensive coordinator) and Kansas ('87, special teams coordinator) before landing in Green Bay starting in 1988.

Blache was a defensive back at Notre Dame before his injury, where he earned a bachelor's degree in sociology and a master's in secondary education. Born March 9, 1949, in New Orleans, Louisiana, Blache is married (Lynn) and has six children: Greg Jr., Jennifer, Christopher, Sarah, Corinne and Matthew.

Playing and coaching history-1972-75: Notre Dame. **1976-1980:** Tulane. **1981-83:** Notre Dame. **1986:** Southern. **1987:** Kansas. **1984-85:** Jacksonville Bulls (USFL). **1988-93:** Green Bay Packers. **1994-98:** Indianapolis Colts. **1999-Present:** Chicago Bears.

MONSTERS OF THE MIDWAY

The Bears finished the season with the top-ranked scoring defense in the League, leap-frogging both Philadelphia (13.0 ppg) and Pittsburgh (13.25 ppg) in the final weeks of the season. The Bears allowed 203 points in 16 games, an average of 12.7 points surrendered per game which ranks third in Bears history for a 16 game schedule behind only the 1985 and 1986 Bears.

The Bears total of 203 points allowed in 2001 ranks seventh all-time in League history, behind the 2000 Ravens (165 points), 1986 Bears (187), 1978 Steelers (195), 1985 Bears (198) and 1992 Saints (202).

Chicago recorded two shutouts during the 2001 season, marking the first time since 1991 the Bears have whitewashed two opponents in a season and the first time since 1979 the Bears have shutout two opponents on the road in a single season.

2002 Chicago Bears

Assistant Coaches



JOHN SHOOP
Offensive Coordinator



John Shoop enters his second full season as offensive coordinator for the Bears and fourth with the team. Since taking over playing-calling responsibilities in 2000 prior to Chicago's Week 15 matchup against New England, the Bears have won 15 of their last 19 regular-season games under his offensive direction. The Bears won two of their final three contests in 2000 after he was named offensive coordinator on an interim basis then led Chicago to 13 wins in 2001 despite replacing seven of 11 starters from the previous season. The Bears ball-control offense tied a team record in 2001 losing only eight fumbles, tying the previous low for a 16-game schedule set in 1978. In addition to taking care of the ball the offensive line proved to be the best in the

NFL at preventing sacks allowing a league-low 17 sacks, more than 21 below the NFL average (38.6) and 17 fewer than the team permitted in 2000 (34). Chicago's rushing attack finished 17th in the NFL in 2001 (108.9 ypg) and featured the Offensive Rookie of the Year. The offensive unit returns all but one starter heading into 2002 (left tackle).

The 2001 offensive attack was bolstered by the emergence of NFL Offensive Rookie of the Year Anthony Thomas who became the first Bears running back to earn the honor since Gale Sayers in 1965. Thomas established a Bears rookie rushing record with 1,183 yards on 278 carries, surpassing Rashaan Salaam's 1995 record of 1,074 yards. The offense also featured a break-out season from third-year pro Marty Booker who became the first Bears receiver in team history to catch 100 passes in a season. Booker became the eighth receiver in Bears history to surpass 1,000 yards receiving in a season with 1,071 yards on 100 receptions.

Shoop was promoted as the Bears' offensive coordinator on Jan. 22, 2001 after joining the Bears' coaching staff on Feb. 5, 1999 as the squad's quarterbacks coach. Shoop will continue to work with the quarterbacks in addition to his game-planning duties. He joined Chicago after serving four seasons with the Carolina Panthers.

As quarterbacks coach, Shoop was instrumental in the Bears potent passing attack of 1999 and coached three different passers who threw for over 1,000 yards (Cade McNown, Shane Matthews and Jim Miller), a feat accomplished only one other time in NFL history (Miami Dolphins, 1993).

Shoop became just the second coach hired exclusively to tutor Bears QBs, following Sid Luckman. (Luckman was a Bears' assistant in 1954 and 1956-70).

A member of the Carolina Panthers for four seasons (1995-98), Shoop served the last two as quarterbacks coach for head coach Dom Capers. He spent his first two years in Charlotte as the Panthers' offensive quality control coach. The Panthers reached the NFC Championship game in 1996, losing to eventual Super Bowl champion Green Bay.

Shoop's coaching career began in 1991 when he was a volunteer QBs coach at Dartmouth College. He then spent three seasons as a graduate assistant at Vanderbilt (1992-94) before arriving in Charlotte to work with the expansion Panthers.

Shoop graduated from the University of the South in 1991 where he played quarterback for the Tigers for four years. He then earned a master's degree in education from Peabody College at Vanderbilt University.

Born August 1, 1969 in Pittsburgh, Shoop grew up in Oakmont, Pa. He and his wife, Marcia, have one son, Sidney.

Playing and coaching history-1987-90: Quarterback at University of the South. **1991:** Dartmouth. **1992-94:** Vanderbilt. **1995-98:** Carolina Panthers. **1999-Present:** Chicago Bears.

CRACKING THE CENTURY MARK

The Bears rushing attack produced 100 or more yards in eight of 16 games during the 2001 season, including three of the final four contests. Chicago averaged 108.9 yards per game for the year, the team's highest numbers since the 1997 squad averaged 109.1 yards. The Bears ran for 203 yards at Cincinnati (10/21) which was the first time since Dec. 13, 1992 against Pittsburgh that Chicago ran for 200+ yards in a game. Chicago broke the 140-yard barrier in four games; 203 at Cincinnati (10/21), 172 vs. Tampa Bay (12/16), 169 versus Jacksonville (1/6) and 142 at Minnesota (11/25).

2002 Chicago Bears

Assistant Coaches



VANCE BEDFORD

Defensive Backs



After coaching 13 years at the collegiate level, Vance Bedford enters his fourth season with the Bears. He was named defensive backs coach on February 8, 1999 after spending the previous four seasons in the same capacity with the Michigan Wolverines (1995-98). Bedford has been pivotal in molding a solid young secondary unit where none of the starters has more than four years experience.

In 2001, the Bears secondary accounted for 13 of 20 interceptions, helping Chicago to its most productive interception output since 1990. Bedford's defensive backfield has also returned interceptions for seven scores in the past two seasons, equalling the Bears total from the previous nine seasons combined, dating back to 1991. First-team All-Pro performer Mike Brown accounted for two scores off interceptions, capping overtime victories in back-to-back games with scores against San Francisco and Cleveland.

At Michigan, Bedford's pass defense was among the nation's best, including ranking No. 1 in the nation in 1997 (133.8 yards-per-game and an NCAA record 8.8 yards-per-completion), and the NCAA's third best INT total of 22. Bedford was Charles Woodson's position coach when Woodson won the Heisman Trophy after the '97 season.

Bedford's coaching career began at Forestbrook High in Houston in 1985. He coached defensive backs for Oklahoma State (1993-94), Colorado State (1987-92), and Navarro Junior College (1986). His 1990 Rams secondary led the nation with 25 picks against WAC foes.

A native of Beaumont, Texas, Bedford played cornerback at Texas for four years (1977-79, '81). He set the Longhorn single-season pass break-up record as a senior (22). Bedford was Defensive MVP of the 1982 Senior Bowl before being selected in the fifth round of the 1982 NFL Draft by St. Louis. He played one season each for the Cardinals ('82) and the USFL's Oklahoma Outlaws ('84) before beginning his coaching career.

Bedford was born August 20, 1958 in Beaumont, Texas. He is married (Margaret).

Playing and coaching experience-1977-79, 1981: Defensive back Texas. **1982:** Defensive back St. Louis Cardinals. **1984:** Defensive back Oklahoma Outlaws (USFL). **1986:** Navarro (Tex.) J.C. **1987-92:** Colorado State. **1993-94:** Oklahoma State. **1995-98:** Michigan **1999-Present:** Chicago Bears.

NFL REALIGNMENT

AMERICAN FOOTBALL CONFERENCE

East	North	South	West
Buffalo Bills	Baltimore Ravens	Houston Texans	Denver Broncos
Miami Dolphins	Cincinnati Bengals	Indianapolis Colts	Kansas City Chiefs
New England Patriots	Cleveland Browns	Jacksonville Jaguars	Oakland Raiders
New York Jets	Pittsburgh Steelers	Tennessee Titans	San Diego Chargers

NATIONAL FOOTBALL CONFERENCE

East	North	South	West
Dallas Cowboys	Chicago Bears	Atlanta Falcons	Arizona Cardinals
New York Giants	Detroit Lions	Carolina Panthers	St. Louis Rams
Philadelphia Eagles	Green Bay Packers	New Orleans Saints	San Francisco 49ers
Washington Redskins	Minnesota Vikings	Tampa Bay Buccaneers	Seattle Seahawks

2002 Chicago Bears

Assistant Coaches



PETE CARMICHAEL

Offensive Assistant



Pete Carmichael joined the Bears on March 5, 2001 as an offensive assistant after serving as offensive coordinator for the Cleveland Browns for one season. He is a seven-year NFL veteran and previously worked in Jacksonville as wide receivers coach. Carmichael assists with the offensive game planning and assists the offensive coaches with the Bears.

As the Browns offensive coordinator, the team jumped out to a 2-1 record and first place in the AFC Central before QB Tim Couch, ranked second in the AFC in completion percentage, broke his thumb and spent the remainder of the season on IR. In 1999, Carmichael's wide receiving corps helped the Jaguars' offense rank among the top NFL units in several categories.

Jacksonville receiver Jimmy Smith led the League in receiving in 1999 with 1,636 yards and he and teammate Keenan McCardell ranked first and seventh, respectively, in total receiving yards from 1996-99. The Jags ranked fourth in the AFC in passing and third overall in total offense, led the AFC and third in NFL with 331 first downs and second in the AFC and fourth overall in the NFL with 40.0% third down efficiency.

In five seasons as wide receivers coach with Jacksonville, Carmichael developed the Jaguars wide receiving corps into one of the top units in the NFL. The Jaguars placed a receiver in the Pro Bowl four straight years, and compiled six 1,000-yard receiving seasons in that time.

Carmichael joined the Jaguars as wide receivers coach on March 3, 1994 after 13 seasons at Boston College (1981-1993), the last three as wide receivers coach under Tom Coughlin.

Carmichael began his coaching career in 1963 at Watchung Hills (N.J.) High School and coached at Clark (N.J.) High in 1964. In 1965, he spent a year at Virginia Military Institute, then he went to Madisonboro (N.J.) High. That was followed by stints at New Hampshire (1967), Columbia (1974-77) and on Joe Yukica's Boston College staff (1968-72). He was head coach at Trenton State College in 1973. After three years as an assistant at Columbia, he earned his second head coaching assignment from 1977 to '80 at the Merchant Marine Academy. In 1981, he returned to Boston College to begin a 10-year stint as defensive backs coach under Jack Bicknell.

Carmichael played freshman football at Dayton (1959) before transferring to Montclair State College, where he continued his playing career. He graduated from Montclair State in 1964 with a bachelor's degree in health and physical education. He was born March 4, 1941 in Plainfield, N.J. and attended North Plainfield High School, where he lettered three years in both football and baseball.

Carmichael and his wife, Elaine, have two daughters, Layni (Ratcliffe) and Kathleen (Hight), and a son, Pete, who serves as an assistant coach for the San Diego Chargers. They also have six grandchildren.

Playing and coaching experience—1959: Quarterback Dayton. **1961-63:** Quarterback Montclair State College. **1965-66:** Virginia Military. **1967:** New Hampshire. **1968-72:** Boston College. **1973:** Trenton State College. **1974-77:** Columbia. **1977-80:** Merchant Marine Academy. **1981-1993:** Boston College. **1994-99:** Jacksonville Jaguars. **2000:** Cleveland Browns. **2001-Present:** Chicago Bears.

LAND AND AIR ATTACK

The Bears rushing attack produced 100 or more yards in eight of 16 games during the 2001 season, including three of the final four contests. Chicago averaged 108.9 yards per game for the year, the team's highest numbers since the 1997 squad averaged 109.1 yards. The Bears ran for 203 yards at Cincinnati (10/21) which was the first time since Dec. 13, 1992 against Pittsburgh that Chicago ran for 200+ yards in a game. Chicago broke the 140-yard barrier in four games; 203 at Cincinnati (10/21), 172 vs. Tampa Bay (12/16), 169 versus Jacksonville (1/6) and 142 at Minnesota (11/25). Offensive Rookie of the Year **Anthony Thomas** led the Bears rushing attack with 1,183 yards on the ground.

Jim Miller led the team in passing in 2001 with 2,299 yards passing and 13 touchdowns. His favorite target was wideout **Marty Booker** who caught a club-record 100 catches for 1,071 yards and eight scores. Miller is now the third-highest rated quarterback in Bears' history with a rating of 76.3. After starting the last nine games of the regular season and then the playoff game against Philadelphia, Miller lent stability to the position that hadn't been experienced since Erik Kramer started 10 straight games in 1997.

2002 Chicago Bears

Assistant Coaches



PAT FLAHERTY

Tight Ends



A 24-year coaching veteran, Pat Flaherty was named tight ends coach for the Bears on Jan. 30, 2001. He begins his second season with the Bears and third year in the NFL.

Flaherty's tight ends accounted for 216 yards on 33 receptions with two scores and were instrumental in helping pave the way for NFL Offensive Rookie of the Year Anthony Thomas' Bears rookie record 1,183 yards rushing in 2001. The Bears tight ends played a key role in Chicago's comeback win versus San Francisco, converting a third-and-three and fourth-and-three with just over one minute to play in regulation. All the tight ends off last year's squad return in 2002 (Fred Baxter, John Davis and Dustin Lyman).

Flaherty spent the 2000 season in charge of the Washington Redskins tight ends and special teams and oversaw the development of Pro Bowl tight end Stephen Alexander, who ranked third on Washington's receiving list with 47 receptions. Alexander averaged 10.9 yards per reception and scored two touchdowns.

Flaherty was in charge of special teams and tight ends while coordinating all recruiting activities at the University of Iowa before his one-year stint at Washington.

Prior to Iowa, Flaherty spent six seasons at Wake Forest (1993-98) coaching tight ends, the offensive line and special teams.

His collegiate coaching career began in 1980 at his alma mater, East Stroudsburg University (PA), coaching the offensive line for two seasons. His success was quickly rewarded with a position on Penn State's staff in 1982. The offensive line paved the way to the Sugar Bowl where the Nittany Lions defeated Georgia for the national championship.

In 1984, Flaherty joined the Rutgers staff coaching the offensive line for eight seasons (1984-91). In 1992, Flaherty coached the defensive line at East Carolina before moving to Wake Forest.

Flaherty was born April 27, 1956. He was an All-American center at East Stroudsburg. Flaherty and his wife, Lynne, have two children, Shawn and Colleen.

Playing and coaching experience—1974-77: Center East Stroudsburg. **1978-79:** Delone Catholic High. **1980-81:** East Stroudsburg. **1982-83:** Penn State. **1984-91:** Rutgers. **1992:** East Carolina. **1993-98:** Wake Forest. **1999:** Iowa. **2000:** Washington Redskins. **2001-Present:** Chicago Bears.



TODD HALEY

Wide Receivers



Todd Haley was named Bears wide receivers coach on Jan. 30, 2001. He begins his second season with the Bears and eighth in the NFL. In Haley's first season with the Bears he oversaw a receiving corps which produced three different receivers with 100-yard receiving games (Marty Booker, D'Wayne Bates, Marcus Robinson) and two others eclipsing the 90-yard mark (David Terrell and Dez White). Under Haley's guidance, the young group stepped up to the challenge after Marcus Robinson, the teams leading receiver and single-season recordholder with 1,400 receiving yards in 1998 (84 receptions), was lost for the season suffering an injury in Week 5. The receiving corps featured a break-out season from third-year pro Marty Booker who became the first Bears receiver in team history to catch 100 passes in a season. Booker became the eighth receiver in Bears history to surpass 1,000 yards receiving in a season with 1,071 yards on 100 receptions. The receiving corp averages just 1.8 seasons of NFL experience with veterans Robinson (6 years) and Booker (4 years) leading the way.

Haley joins the Bears after spending six seasons with the New York Jets (1995-2000). He mentored the Jets receivers for two seasons after serving as the team's offensive assistant/quality control from 1997-98. He was a member of the Jets scouting department for two years.

In 2000, the Jets had the sixth-best passing offense in the NFL. The aerial attack featured receivers Wayne Chrebet and Dedric Ward and rookie Laveranues Coles. During his tenure with the Jets, Haley coached Keyshawn Johnson to his second straight Pro Bowl appearance. Johnson finished 1999 with 89 catches for 1,170 yards and eight touchdowns.

A competitive collegiate golfer, Haley played for the University of Florida and University of Miami golf teams. He received his bachelor's degree from the University of North Florida in communications.

Haley and his wife, Chrissy, have two daughters, Taylor and Peyton.

Playing and coaching experience—1997-2000: New York Jets. **2001-Present:** Chicago Bears.

2002 Chicago Bears

Assistant Coaches



GARY MOELLER

Linebackers



Gary Moeller was named the Bears linebackers coach on February 22, 2002, in the only Bears coaching change from the 2001 season. Moeller inherits one of the top young linebacking corps in the NFL.

Moeller joins the Bears after one year as the defensive coordinator at Jacksonville. The Jaguars finished tied for 16th in the league in overall defense in 2001 and allowed only 286 points, fourth-fewest in the AFC. Prior to joining the Jags, Moeller served as interim head coach of the Detroit Lions (4-3 record) from Nov. 6, 2000 to Jan. 25, 2001, replacing Bobby Ross, who retired at midseason in 2000. Moeller was named Lions linebackers coach in 1997 and moved up to assistant head coach in 2000. Prior to joining the

Lions, he served as tight ends coach for the Cincinnati Bengals (1995-96).

Moeller succeeded legendary University of Michigan head coach Bo Schembechler in Ann Arbor, leading the Wolverines to a 44-13-3 record from 1990-94, claiming three Big Ten titles and four New Year's Day bowl wins.

Moeller began his coaching career in 1964 at Bellefontaine (Ohio) High School, where he spent three years before joining Schembechler as an assistant at Miami of Ohio. Moeller moved to Michigan with Schembechler in 1969, serving as the defensive ends coach and was promoted to defensive coordinator in 1973. In 1977 he was named head coach at the University of Illinois and returned to Michigan after three seasons to coach quarterbacks. During his second stint at Michigan he held both defensive and offensive coordinator positions.

Moeller and his wife, Ann, have three daughters, Susan Weeks, Amy Hevel and Molly Edwards and a son, Andy, who lettered three times as a linebacker at Michigan and is currently the offensive line coach in Ann Arbor.

Playing and coaching experience-1960-62: Center, Linebacker Ohio State. **1964-66:** Bellefontaine H.S. (Ohio). **1967-68:** Miami (Ohio) Freshman coach. **1969-76:** Michigan. **1977-79:** Illinois. **1980-94:** Michigan. **1995-96:** Cincinnati Bengals. **1997-99:** Detroit Lions Linebackers. **2000:** Detroit Lions Assistant Head Coach/Linebacker. **2001:** Jacksonville Jaguars. **2002:** Chicago Bears.

2002 OFFSEASON TRANSACTIONS

2/8	signed	Henry Burris (QB)
2/18	drafted by Houston Texans	Danny Wuerffel (QB)
2/19	signed	Greg Blache (Defensive Coordinator)
		Vance Bedford (Defensive Backs Coach)
		Chuck Bullough (Defensive Quality Control)
		Charlie Coiner (Offensive Quality Control)
		Earle Mosley (Running Backs)
		Bob Wylie (Offensive Line)
2/22	signed	Dick Jauron (Head Coach)
		Gary Moeller (Linebackers Coach)
2/28	signed	Floyd Young (DB)
3/1	signed	Jim Miller (QB)
3/4	signed	Olin Kreutz (C)
3/6	signed	Rabih Abdullah (RB)
		Luther Broughton (TE)
3/15	signed	Mike Caldwell (LB)
		Jon Hilbert (K)
		Walt Harris (CB)
3/22	signed	Jason Wiltz (DT)
4/2	signed	Daimon Shelton (FB)
	to San Francisco	Tony Parrish (S)
4/3	matched Minnesota offer	D'Wayne Bates (WR)
4/4	waived	D'Wayne Bates (WR)
4/5	released	Blake Brockermeyer (T)
4/12	signed	Chris Chandler (QB)
4/19	matched Kansas City offer	Warrick Holdman (LB)
	signed one-year tender	Rosevelt Colvin (LB)
		Rex Tucker (G)

2002 Chicago Bears

Assistant Coaches



EARLE MOSLEY

Running Backs



Earle Mosley begins his fourth season in the NFL after spending 20 seasons in the college ranks, and 29 years overall as a football coach.

Under Mosley's guidance the Bears have shown a renewed running attack. NFL Offensive Rookie of the Year Anthony Thomas established a Bears rookie record in 2001, collecting 1,183 yards on 278 carries, surpassing Rashaan Salaam's 1995 record of 1,074. Thomas became Chicago's first Offensive Rookie of the Year since Gale Sayers earned the honor in 1965. As a team, the Bears rushed for 1,742 yards on 475 carries for an average of 3.7 yards per carry and achieved the team's third-highest rushing total in the past nine seasons. Under Mosley's tutelage, the Bears had back-to-back 1,000-yard rushers (James Allen, 1,120 in 2000) for the first time since 1989-90 and Thomas' 1,183 yards were the most by a Chicago back since 1989. Leading the charge for Bears ballcarriers is fullback Daimon Shelton who has helped open holes for 1,000-yard rushers three of the past four seasons (Thomas, 2001; Fred Taylor, Jacksonville, 1998, 2000). Shelton is also a threat out of the backfield with 12 receptions for 76 yards in 2001.

Mosley returns to the Chicago area where he spent four seasons (1984-87) at Northwestern. He also coached for five years (1992-96) at Notre Dame under Lou Holtz. Before joining the Bears, Mosley spent two seasons as the running backs coach at Stanford University. Prior to that, he was the running backs coach in South Bend, where he coached three of the six running backs in Irish history who gained over 1,000 yards in a season: Reggie Brooks ('92), Lee Becton ('93), and Autry Denson ('96). He also coached future NFL star Jerome Bettis.

From 1988-91, Mosley tutored the defensive line at Temple. Prior to overseeing the Owl linemen in Philadelphia, he coached defensive backs and outside linebackers at Northwestern ('84-'87, including two under Dennis Green) and handled the defensive backs at Rutgers (1980-83, where he coached future NFL star DB Deron Cherry).

Mosley began his college coaching career at his alma mater West Chester State in 1979, where he had been a captain and first-team all conference defensive back. He was a teacher and coach at Chester High (PA) from 1973-79.

In 1973, Mosley earned a degree in health and physical education at West Chester State.

Playing and coaching experience-1970-72: Defensive back West Chester State. **1979:** West Chester State. **1980-83:** Rutgers. **1984-87:** Northwestern. **1988-91:** Temple. **1992-96:** Notre Dame. **1997-98:** Stanford. **1999-Present:** Chicago Bears.

2002 OFFSEASON TRANSACTIONS

4/20	drafted	Marc Colombo (T)	
		Roosevelt Williams (DB)	
		Terrance Metcalf (G)	
4/21	drafted	Alex Brown (DE)	Bobby Gray (DB)
		Bryan Knight (LB)	Adrian Peterson (RB)
		Jamin Elliott (WR)	Bryan Fletcher (TE)
4/22	signed	Luke Butkus (C)	Eric McCoo (RB)
		Mike Collins (G)	Rod Jones (DT)
		Curry Dawson (DT)	Tony Lukins (CB)
		Steve Fitts (P)	Edell Shepherd (WR)
		Adrian Singleton (SS)	Dave Volk (OT)
4/24	waived	Shane Matthews (QB)	
4/29	signed	Travis Coleman (CB)	
		Kiah Johnson (LB)	
		Jerris Evans (WR)	
		Charles Kirby (FB)	
5/1	restructure final two years of contract	Marcus Robinson (WR)	
5/30	signed	Keith McKenzie (DE)	
6/4	signed	Damon Moore (S)	

2002 Chicago Bears

Assistant Coaches



REX NORRIS
Defensive Line



Rex Norris will enter his 38th year of coaching this season and fourth as the Bears' defensive line coach. Norris was named to his current post on January 28, 1999. His 2001 line help anchor a run defense which ranked second in the NFL and first in the NFC in rushing yards allowed per game, allowing 82.1 yards per contest. The 2001 Bears only surrendered three rushes of over 20 yards all season and six rushing touchdowns, the fewest since 1998 (5).

Ted Washington joined the Bears in 2001 and earned the Bears' first Pro Bowl honor by a defensive end since 1994 (Richard Dent). He was joined on the line by Keith Traylor, Bryan Robinson and Phillip Daniels who collectively knocked down 31 passes at the line, led by Robinson's 12. Daniels led the line in sacks with 4.5 while Traylor posted a defensive line-high eight tackles-for-loss. The 2001 line returns intact for the 2002 season.

Norris has coached in the NFL in the same capacity for the Tennessee Oilers (1995-98), Denver Broncos (1994), and Detroit Lions (1985-87) after a successful career as a college assistant.

He spent eleven (1973-83) seasons as an assistant coach for Barry Switzer at Oklahoma, where he was the defensive coordinator for three years, coached the defensive line and was assistant head coach for his final three years. Norris helped develop players such as Tony Casillas and Lee Roy Selmon while in Norman; he produced seven first team all-Americans and helped lead the Sooners to eight bowl appearances.

His coaching career began with a six-year stint at Carrollton Turner High (1964-69), two years at Navarro Junior College (1970-71) and Texas A & M (72) before arriving in Oklahoma. He also later coached at Arizona State (84) before moving to the Lions for three years. He then returned to the college ranks as the D-line instructor at Florida (1988-89), Tennessee (1990-91) and Texas (1992-93). At Florida, he coached former Bears DE Trace Armstrong and worked with Jacksonville stand-out Tony Brackens at Texas.

Norris was born December 10, 1939 in Tipton, Ind., and grew up in San Angelo, Texas. He was a junior college all-American at San Angelo JC, before playing at East Texas State where he was also a captain. He is married (Melinda) and has four children: Rex Jr., Whitney Rae Gohlke, Nolan Watson and Amanda Watson.

Playing and coaching experience—1959-60: Linebacker San Angelo (Tex.) J.C. **1961-62:** Linebacker East Texas State. **1964-69:** R.L. Turner High (Dallas.) **1970-71:** Navarro (Tex.) J.C. **1972:** Texas A&M. **1973-83:** Oklahoma. **1984:** Arizona State. **1985-87:** Detroit Lions. **1988-89:** Florida. **1990-91:** Tennessee. **1992-93:** Texas. **1994:** Denver Broncos. **1995-98:** Tennessee Oilers. **1999-Present:** Chicago Bears.

2001 SPECIAL TEAMS STATISTICS

Player	Tackles	Solo	Assists	FF	FR	Blk Punt	Blk FG/PAT	Onside Kick Rec
Jones	26	21	5	1	0	0	0	0
Green	25	21	4	0	1	0	0	0
Howard	22	17	5	1	0	0	0	1
Whigham	16	13	3	0	0	0	0	0
Denson	14	12	2	0	0	0	0	0
Johnson	12	11	1	0	0	0	0	0
Azumah	11	9	2	0	0	0	0	0
Mannely	9	9	0	0	0	0	0	0
Brown	9	9	0	0	0	0	0	0
Merrill	7	5	2	0	0	0	0	0
McMillon	7	6	1	0	0	0	0	0
Powell	6	5	1	0	0	0	0	0
Austin	6	6	0	0	0	0	0	0

2002 Chicago Bears

Assistant Coaches



MIKE SWEATMAN

Special Teams



Mike Sweatman was named special teams coach for the Bears on Jan. 22, 2001. He headed the New York Jets special teams for four seasons (1997-2000) and will begin his 19th year in the NFL.

The special teams units excelled in 2001 under Sweatman's guidance. Larry Whigham was named to the Pro Bowl as a special teams member following the 2001 season marking the second time in three seasons a member of the Bears' special teams was honored (Glyn Milburn, 2000). Punter Brad Maynard set a Bears team record with an NFL-high 36 punts inside-the-20 compared to just seven touchbacks and the sixth-year pro out of Ball State connected with Brian Urlacher on a 27-yard touchdown pass against the Redskins (12/23). Placekicker Paul Edinger became the first Bears player since 1995 (Kevin Butler) to reach the 100-point plateau. Edinger set a Bears single-season mark for accuracy connecting on 26 of 31 field goal attempts and in the process, became the only placekicker in Bears' history to kick 13 40+ yard field goals in a single season.

A veteran of three Super Bowl games (two championships), Sweatman served as special teams coach for four seasons with the New England Patriots. Prior to joining the Patriots, he spent eight seasons (1985-92) with the Giants and was a member of Bill Parcells' staff from 1985-90.

Sweatman joined the NFL coaching circles in 1984 as an OLB/special teams coach with the Minnesota Vikings. He broke into the coaching ranks as a graduate assistant at his alma mater, Kansas, where, in 1968, he worked for current Washington Redskins executive Pepper Rogers. Collegiate stops included Coffeyville Community College, the University of Kansas, Tulsa University and the University of Tennessee. Sweatman also coach for the Quantico Marines, the Okinawa Devil Dogs and served as a guest coach with the Edmonton Eskimos.

Sweatman was a two-time all-conference linebacker and three-year letterwinner (1965-67) at Kansas. In 1967, he was selected team captain, earned academic all-America honors and was selected to participate in the East-West Shrine game and the Hula Bowl. He earned his bachelor's degree in physical education and later earned his master's degree in education at Kansas. After college, Sweatman joined the Marine Corps and served four years of active duty as an infantry officer. Upon release from active duty he joined the Marine Corps Reserve and completed 26 years of commissioned service retiring as a Lieutenant Colonel. Sweatman has remained active in service related activities. He is married (Teri) and has three sons (Tom, Chris and Dan) who are currently serving in the United States military (Tom, Captain-USMC; Chris, Ensign-US Navy; Dan, Midshipman-US Naval Academy).

Playing and coaching experience—1964-67: Linebacker Kansas. **1969:** Linebacker Quantico Marines. **1970:** Okinawa Devil Dogs. **1971-72:** Quantico Marines. **1973-74:** Kansas. **1975-76:** Coffeyville Community College. **1975-76:** Guest coach Edmonton Eskimos. **1977-78:** Tulsa. **1979-82:** Kansas. **1983:** University of Tennessee. **1984:** Minnesota Vikings. **1985-92:** New York Giants. **1993-96:** New England Patriots. **1997-2000:** New York Jets. **2001-Present:** Chicago Bears.

2001 SPECIAL TEAMS STATISTICS (cont.)

Player	Tackles	Solo	Assists	FF	FR	Blk Punt	Blk FG/PAT	Onside Kick Rec
Bates	5	3	2	0	0	0	0	0
Lyman	5	3	2	0	0	0	0	0
Parrish	4	2	2	0	0	0	0	0
Edinger	4	2	2	0	0	0	0	0
Tafoya	3	3	0	0	0	0	0	0
Dragos	2	1	1	0	0	0	0	0
Maynard	2	2	0	0	0	0	0	0
Harris	1	0	1	0	0	0	0	0
Urlacher	1	1	0	0	0	0	0	0
Williams	0	0	0	0	0	0	2	0
Totals	197	161	36	2	1	0	2	1

2002 Chicago Bears

Assistant Coaches



BOB WYLIE
Offensive Line



An 11-year veteran of NFL coaching, Bob Wylie was named the Bears' offensive line coach on February 2, 1999. The Bears veteran offensive line has developed into one of the top pass blocking units under Wylie and in 2001 led the NFL in sacks allowed, surrendering a league-low 17, more than 21 below the NFL average (38.6) and 17 fewer than the team permitted in 2000 (34). The offensive line also assisted the emergence of NFL Offensive Rookie of the Year Anthony Thomas who became the first Bears running back to earn the honor since Gale Sayers in 1965 and in the process produced back-to-back 1,000-yard rushers (Thomas and James Allen). Thomas' 1000-yard season marks the sixth time a Wylie-led offensive line has blocked for a 1000-yard

back. Wylie has four of five returning starters from a year ago including 2001 Pro Bowlers Olin Kreutz (center) and James "Big Cat" Williams (right tackle).

Wylie came to Chicago from Cincinnati, where he coached Bengal tight ends in 1997 and 1998, helping Cory Dillon to consecutive 1000-yard seasons. Wylie spent six seasons in the NFL prior to joining the Bengals. He was the Tampa Bay Buccaneers' offensive line coach in 1992-95 (helping Errett Rhett to consecutive 1,000-yard seasons), and coached tight ends for the New York Jets in 1990-91. Wylie spent a year away from the NFL in 1996, as the University of Cincinnati's offensive line tutor; they led Conference USA in rushing (181.4 yards per game). Four Bearcat linemen earned post-season honors, after just six linemen with any experience and three who had started a single game entered camp that fall.

Wylie played at Colorado for three years before transferring to Roger Williams (RI) College in 1972, where he earned a degree in American studies. He also earned a master's degree in economics from the University of Rhode Island. He began his coaching career in 1980 as offensive line coach at Brown (1980-82), continued in that role at Holy Cross in 1983-84 and was Ohio University's offensive coordinator from 1985-87. Wylie was Colorado State's O-line instructor in 1988-89 before heading for the NFL.

The West Warwick, R.I., native was a teacher and administrator in his hometown's school system from 1973-80. Wylie was born on February 16, 1951 and has a daughter, Jennifer.

Playing and coaching experience-1969-71: Linebacker Colorado. **1980-82:** Brown. **1983-84:** Holy Cross. **1985-87:** Ohio. **1988-89:** Colorado State. **1990-91:** New York Jets. **1992-95:** Tampa Bay Buccaneers. **1996:** University of Cincinnati. **1997-98:** Cincinnati Bengals. **1999-Present:** Chicago Bears.

PLAYOFF APPEARANCES

The Bears, the first team in the NFC to qualify for the playoffs in 2001, entered postseason play for the first time since 1994 and the 22nd time in team history which ranks sixth all-time in the League. Only Dallas (26), the New York Giants (25), St. Louis (25), Cleveland (23), and Minnesota (23) have reached the playoffs more than Chicago. The Bears have an overall playoff record of 14-15 including a 10-6 (.625) record at home and 4-9 (.308) mark on the road.

Team	Playoff App.	Team	Playoff App.	Team	Playoff App.
Dallas	26	Washington	20	Cincinnati	7
N.Y. Giants	25	Buffalo	17	Tampa Bay	7
St. Louis	25	Tennessee	17	Arizona	6
Cleveland	23	Philadelphia	16	Atlanta	6
Minnesota	23	Indianapolis	15	New Orleans	5
Chicago	22	Denver	14	Seattle	5
Miami	21	Detroit	14	Jacksonville	4
San Francisco	21	Kansas City	13	Baltimore	2
Green Bay	20	San Diego	12	Carolina	1
Oakland	20	New England	11		
Pittsburgh	20	N.Y. Jets	9		

2002 Chicago Bears

Football Staff

**CHUCK BULLOUGH****Asst. D-Line/Asst. Special Teams**

Chuck Bullough enters his fourth season on the Bears coaching staff and begins his first season as an assistant defensive line coach. He will continue as an assistant special teams coach in addition to handling defensive quality control responsibilities. He was originally named to the Bears' staff on February 5, 1999 and worked as an assistant linebackers coach the previous three years.

Bullough spent the previous two seasons (1997-98) as an assistant coach at Michigan State University where he played linebacker from 1988-91. Bullough was drafted in the eighth round by Philadelphia in 1992. He played five seasons with the Eagles, Dolphins and Colts.

Bullough was born March 3, 1968 in East Lansing, MI and attended Orchard Park High School in suburban Buffalo. He is married (Nicole) and has a daughter (Chloe).

**CHARLIE COINER****Offensive Quality Control**

Charlie Coiner enters his second season on the Bears staff after joining the team on Feb. 12, 2001 to oversee offensive quality control. He joined the Bears after one season as the offensive coordinator at Texas Southern University.

Coiner served as the special teams coach and recruiting coordinator at Louisiana State University for one year and was the linebackers coach at Tennessee-Chattanooga in 1998. Prior to his stint at UTC, Coiner was a tight ends coach and recruiting coordinator at Louisville for three years.

A native of Waynesboro, Va., Coiner earned his bachelor's degree from Catawba College and his master's from Appalachian State. He began his coaching career at Appalachian State as a graduate assistant from 1983-86 before moving to Minnesota where he assisted the defensive line and kicking game for the 1987 season.

**RUSS RIEDERER****Physical Development Coordinator**

Russ Riederer enters his 11th season in charge of the Bears year-round strength and conditioning programs serving under three different head coaches (Ditka, Wannstedt, Jauron). He joined the club on January 3, 1992, after serving one year as strength and conditioning coach for the Green Bay Packers. At Green Bay, he served on a staff that included Dick Jauron.

Riederer played collegiately at Kansas State from 1975-78, where he started at linebacker. He earned a degree in physical education. He began his coaching career at Kansas State (1979-86) and continued as strength coach at Purdue University (1987-90).

Born August 5, 1957 in Holton, Kan., he was named one of the top athletes of the 20th century in Northeast Kansas.

Riederer and his wife, Mary Anne, have two daughters (Morgan and Anne) and two sons (Rob and Jake).



2002 Chicago Bears

Football Staff



STEVE LITTLE

Asst. Physical Develop./Asst. Def. Line



Steve Little joined the Bears' staff on February 26, 1996 after spending the previous season as head strength and conditioning coach at Northern Illinois University. In 1999, Little also began assisting defensive line coach Rex Norris.

Little has served as head strength and conditioning coordinator at Bradley (1987), Temple (1990), where he also assisted the defensive line, and Purdue (1991-92). He spent one season as strength coach for the San Francisco 49ers (1993). In 1988-89 he worked as an assistant strength coach at Purdue with Russ Riederer.

A captain, all-Big 8 selection and four-year letterwinner as a defensive tackle at Iowa State, Little signed NFL contracts with the Steelers, Lions and Falcons.

A native of Peoria, Little was born October 27, 1961. He and his wife, Dr. Carla Little, have four daughters (Kristen, Kelsey, Keralynn and Kamille).



GREG GABRIEL

Director of College Scouting



Greg Gabriel joined the Bears on June 19, 2001 after serving as the Director of Player Development for the New York Giants.

The Buffalo native joined the Giants scouting department during the 1985 offseason and went to three Super Bowls with the Giants--winning two. Prior to entering football, Gabriel was an account executive with Prudential-Bach and Dean Witter Reynolds while working part-time in the scouting department of the Buffalo Bills.

As the Bears director of college scouting, Gabriel will schedule scouting visits, coordinate scouting meetings, evaluate collegiate players and play an instrumental role in the development of the draft.

A native of Buffalo where he was born on May 4, 1951, Gabriel played his scholastic sports at Bishop Neumann High School in Williamsville, N.Y. He played running back at Canisius College for three seasons where he earned a B.S. degree. Gabriel played for eight seasons for the Twin City Geminis, a semi-pro team in the Buffalo area where he also coached the running backs and special teams for one season. He has three daughters (Liza, Ryan and Kelsey) and one granddaughter (Jordan).



BOBBY DePAUL

Director of Pro Personnel



A 13-year NFL veteran, Bobby DePaul was named Director of Pro Personnel on June 19, 2001, after serving as a member of the Philadelphia Eagles player personnel department for four years after an eight-year career as an NFL assistant coach.

DePaul will evaluate players in the professional ranks and prepare the club for its acquisitions through free agency or the waiver wire. He will also oversee the advance scouting for Bears opponents.

DePaul entered the NFL in 1989, hired by former Bears halfback Richie Petitbon as a member of Joe Gibbs' coaching staff at Washington where he stayed until 1993 after winning an NFL championship with the Redskins.

Super Bowl XXVI victory over Buffalo. The Bowie, Md., native then served on the Bengals coaching staff for three seasons before joining the Eagles as a scout.

Born Jan. 24, 1963 in Bowie, Md., DePaul attended Archbishop John Carroll High School in Washington, D.C., where he played fullback and linebacker on a team that lost only once during his three-year varsity career. He attended the University of Maryland and played linebacker on three Atlantic Coast Conference champion Terrapin squads and made four bowl appearances under former Detroit Lions head coach Bobby Ross.

Bobby and his wife, Lisa, have two daughters, Ariel (8) and Ashley (6).

2002 Chicago Bears

Football Staff

**TIM BREAM****Head Athletic Trainer**

Tim Bream begins his 10th season with the Bears and sixth as head athletic trainer. Bream spent the previous 10 years as a collegiate athletic trainer at Syracuse (1984-86), Vanderbilt (1986-88) and University of Richmond (1988-92) before joining the Bears as an assistant trainer.

Bream (pronounced BRAME) also worked on the medical staff of the 1992 Winter Olympics and one summer (1981) as an intern with the Detroit Lions. He's currently a member of the NFL Anabolic Steroid Committee.

Born January 3, 1961 in Gettysburg, Pa., Bream is a graduate of Penn State and earned a masters from West Virginia University. He is married (Lisa) and has two daughters (Rebecca and Elizabeth).

**TONY MEDLIN****Equipment Manager**

Tony Medlin enters his 16th season with Chicago and sixth as the Bears head equipment manager. Following the 2000 season he earned the Whitey Zimmerman award as the NFL's top equipment manager. Medlin joined the Bears as an assistant equipment manager in June of 1987. Before moving to Chicago, Medlin served as the athletic equipment manager at North Carolina Central University from 1982-87. He is a graduate from NCCU with a BS degree in therapeutic recreation. Along with his career in the NFL, Medlin is actively involved in numerous charitable endeavors including the Chicago Bears Coat Drive, "Say No to Drugs" campaign and American Cancer Society, in addition to organizing community girls basketball. His brother (Ron) is the head athletic trainer for the Atlanta Falcons. Medlin, born February 10, 1960, is married (Chandra) and has one daughter (Brandy).

**DEAN POPE****Director of Video Services**

Dean Pope enters his 17th season with Chicago. He was promoted to his current position in January of 1994 after serving eight years as assistant director of video services. With Pope at the helm, Chicago's video department pioneered the use of digital video editing in the NFL over the 1994 season. Pope began his Bears career as an intern in 1986 helping with transition from film to video. His department is responsible for taping practices and games, editing tape for coaches and players and setting up video viewing stations on road trips. A graduate of University of Wisconsin-Platteville with a degree in communications, he was born January 27, 1964 in Platteville, Wis.




2002 Chicago Bears

Staff



Barb Allen
Administrative Asst./
Coaching



Dr. Michael Ankin
Consulting Internist



Chris Ballard
Area Scout/Southwest



Reggie Barnes
Assistant Athletic
Trainer



Marty Barrett
Area Scout/West



Beverly Bartley
Administrative Asst./
Coaching



Brit Bending
Administrative Asst./
Accounting



John Berta
Assistant Head
Groundskeeper



John Bostrom
Director of Community
Relations



Dr. Mark Bowen
Consulting Orthopaedist



Morocco Brown
Assistant Director of
Pro Personnel



Geoff Bunzol
Administration Assistant



Ann Carey
Stadium Consultant



Jim Christman
Assistant Director of
Public Relations



Rebecca Coffey
Client Services
Coordinator



Bill Collingbourne
Customer Service
Representative

2002 Chicago Bears

Staff



DJ Coluzzi
Information Systems
Manager




Linda Connors
Director of Marketing
Communications



John Conroy
Manager of Creative
Services



Dave Eck
Manager of Corporate
Sales



Phil Emery
Area Scout/Southeast



Clyde Emrich
Administration



Krista Fortman
Customer Service
Representative



Dave Greeley
Chief Marketing Officer



Caroline Guip
Community Relations
Manager



Roger Hacker
Public Relations
Assistant



Scott Hagel
Director of Public
Relations



Ole Halvorson
Building Maintenance



Chris Hanks
Assistant Athletic
Trainer



Bill Hawker
Corporate Sales
Manager




Dave Hendrickson
Assistant Video Director



Julie Holz
Marketing Manager

2002 Chicago Bears

Staff



Brent Johnson
Network/Systems
Specialist



Dwayne Joseph
Director of Player
Development



Dr. Howard Katz
Consulting Internist



Adam Kellner
Manager of Stadium
Sales



Jessica Kies
Community Relations
Assistant



Rudy Komin
Security



Joe Krajniak
Groundskeeper
Assistant



Jennifer Kuehn
Customer Service
Representative



Stacey Larsen
Client Services Manager



Bob Laskowski
Account Executive



Sharon Lehner
Administrative Asst./
Public Relations



Kendra Lindborg
Assistant Director of
Ticket Operations



Larry Mayer
Senior Writer
chicagobears.com



Brian McCaskey
Director of Business
Development




George McCaskey
Director of Ticket
Operations




Nancy McCaskey
Bears Care President

2002 Chicago Bears


Staff




Patrick McCaskey
Director of Special
Projects



Rich McCaskey
Administration



Tim McCaskey
Vice President



Bill McGrane
Director of
Administration



Ozgur Modro
Financial Analyst



Ted Monago
BLESTO Scout



Marika Moore
Accounting Assistant



Jeff Morander
Director of Stadium
Sales



Ken Mrock
Head Groundskeeper



Jamal Nelson
Assistant Equipment
Manager



Dr. Gordon Nuber
Consulting Orthopaedist



Dr. Jerry Osher
Consulting Internist



Alexis Owens
Stadium Sales Assistant



Bryan Pett
Stadium Operations



Carl Piekarski
Assistant Equipment
Manager



Craig Podolski
Video Assistant

2002 Chicago Bears


Staff



Lorelei Potts
Accounting Assistant



Ann Quint
Executive Administrative
Assistant



Avery Robbins
Director of Corporate
Sales



Patrick Roberts
Area Scout/East



Dianne Shabat
Executive Administrative
Assistant



Jeff Shiver
Area Scout/Midwest



Bobby Slater
Director of
Rehabilitation



Rich Slusser
Security



Bill Smith
Photographer



Mandy Sowa
Marketing -
Communications Asst.



Cliff Stein
Director of Player
Contracts & Legal
Affairs



Mike Stover
Administrative Asst./
Scouting



Kevin Turks
Pro and College
Scout



Lee Twarling
Customer Service
Representative



Mike Vanderploeg
Customer Service
Representative



Jennifer Walden
Receptionist



Jennifer Weber
Bears Care Program
Coordinator



Robyn Wilkey
Assistant to the General
Manager



Brian Wright
Director of
Football Systems
Technology



Karen Zust
Chief Financial Officer

BEARS CHAMPAIGN SALES OFFICE

1802 Fox Drive, Suite D
Champaign, IL 61820
888-79-BEARS (23277)
217-359-7433 (fax)
stadiumsales@bears.nfl.com

Senior Ticket Sales Representative: Ian McCoy
Account Executive: Mike Eagan
Ticket Sales Representatives: Adam O'Reilly, Scott Wessel,
Reggie Constant, Rebekah Kasper,
Jason Pergande, Al Esparza,
Patrick Riley, Jenny Pedersen

The Chicago Bears Champaign Sales Office serves as the Bears 2002 Central Illinois base of operations for ticket sales. Ticket Sales packages (subject to availability) include:

Mini-Plans

- Choose from a package of 6-games or 4-games and receive the option to purchase playoff tickets.
- 6-game plan includes Green Bay, New England, Tampa Bay, New Orleans, Detroit and Jacksonville.
- 4-game plan includes Philadelphia, Minnesota, New York Jets and Denver.

Group Packages


- Packages are available for group of 25 or more in \$55, \$45 and \$40 price categories.
- Groups of 100 or more qualify for tailgating tent.
- Benefits include gift with each ticket, videoboard recognition and merchandise group raffle.

Individual Game Tickets

- Tickets can be purchased through Ticketmaster outlets, ticketmaster.com or by calling (217) 351-2626 in Champaign and (312) 559-1212 in Chicago.

2002 Chicago Bears

The Players



RABIH ABDULLAH

Running Back

6-0 220

April 27, 1975

Lehigh

Bears season: 1 NFL Season: 5

Acquired as unrestricted free agent in 2002

27

PRO CAREER: Special teams standout joined the Bears as an unrestricted free agent after signing a three-year contract (3/7/02)... Spent his previous four professional seasons with Tampa Bay... Racked up 52 career special teams tackles in his four seasons with the Buccaneers... Strong, reliable runner who switched to the fullback position in 2001 while also returning kickoffs for the first time in his career... Has 32 career carries for 122 yards... Was the lone rookie free agent to make Tampa Bay's roster in 1998... Has played in 43 career games with one start.

2001 SEASON: Played in all 16 games for Tampa Bay... Ranked second on the squad with career-high 21 special teams tackles... Led or tied for the team lead in special teams tackles in five games... Also rushed 11 times for 40 yards and caught two passes for 26 yards... Added five kickoff returns for 92 yards (18.4 avg.)... Season-high three special teams stops at TEN (10/14)... Led the squad with three special teams tackles and added a FF vs. MIN (10/28)... Two kickoff returns for 30 yards at GB (11/4)... Tied for team-high with two special teams tackles at DET (11/11)... Caused a fumble and added two special teams tackles at STL (11/26)... Posted one kickoff return for 29 yards at CIN (12/2)... Collected two special teams stops against NO (12/23), while also seeing action late in the game at RB with three rushes for six yards... Tied season-high with three special teams tackles, a FF and one FR vs. BAL (12/29); added one kickoff return for 15 yards and recovered a blocked punt... Saw most significant action of the season against PHI (1/6/02) with eight rushes for 34 yards and two catches for 26 yards; added one special teams tackle... Inactive in the Wild Card Playoff at PHI (1/12/02) due to left foot sprain. **Games played-started: 16-0**

PREVIOUS SEASONS: 2000 - Played in 12 games for Tampa Bay and saw action at RB in seven of those contests... Also came off the bench in playoff contest... Rushed for a career-high 70 yards on 16 carries... Posted 16 special teams tackles, fourth-best on the team... Had two rushes for 18 yards, including a career-long 19-yard run on a fake punt that set up a crucial first down at CHI (11/19)... Had a career-high and team-best four special teams tackles vs. BUF (11/26)... Posted career-highs in carries (10) and yards (38) vs. DAL (12/3) while adding his first catch of the season for 11 yards... First kickoff return of season netted 16 yards at MIA (12/10)... Also contributed four carries for 14 yards. **1999** - Played in 15 games, starting one at RB... Rushed five times for 12 yards... Also posted 12 special teams tackles... Snagged first career catch for eight yards at DET (10/31)... Started in place of Warrick Dunn (ankle) at RB vs. MIN (12/6)... Rushed four times for 12 yards at OAK (12/19)... Collected three special teams stops against GB (12/26), but left the game with a broken right thumb... Placed on injured reserve three days later. **1998** - Subbed in all five preseason games and led team in rushing with 50 carries for 280 yards and two TDs... Inactive for all 16 regular-season contests... Originally signed by Tampa Bay as an undrafted free agent.

COLLEGE: In three seasons at Lehigh (1995-97), amassed 3,696 yards and 33 TDs on 672 carries... Started 32 of 33 games played, averaging 5.5 yards per carry and one TD per contest... As a senior, started 10 games and carried 244 times for 1,225 yards and 15 TDs... Missed all but a few plays of original senior campaign (1996) after suffering a knee injury in the first half of the opening game... As a junior, started all 11 games and was named first-team all-conference after setting school records with 257 carries and 1,536 rushing yards, scoring 11 times and averaging six yards per carry... Started 10 of 11 games as a sophomore and earned second-team all-conference attention for his 915 yards and seven TDs on 168 carries... Graduated with a degree in international business.

2002 Chicago Bears

The Players

PERSONAL: Played basketball, track and football as a prep at Barham Clark H.S. in Roselle, N.J.... Manned both RB and DB positions on the gridiron and earned all-state, all-county and all-conference honors... Father, Shahid, played in the NFL with the N.Y. Giants and Green Bay Packers during the pre-season under the name Richard Soules... Intends to use business degree to enter field of stock trading following football career... Born in Martinsville, Va.

Abdullah's Pro Stats

	Rush	Yds	Avg	Lg	TD	Rec	Yds	Avg	Lg	TD	G-GS
1999 Tampa Bay	5	12	2.4	10	0	2	11	5.5	8	0	15-1
2000 Tampa Bay	16	70	4.4	19	0	2	14	7.0	11	0	12-0
2001 Tampa Bay	11	40	3.6	12	0	2	26	13.0	14	0	16-0
Career	32	122	3.8	19	0	6	51	8.5	14	0	43-1

Also: Special Teams Tackles: 53 - 1999 (16), 2000 (16), 2001 (21); KOR - 2000 (1-16), 2001 (5-92, long of 29).

POSTSEASON

2000 Tampa Bay	0	0	0.0	0	0	0	0	0.0	0	0	1-0
2001 Tampa Bay											
Career	0	0	0.0	0	0	0	0	0.0	0	0	1-0

Abdullah's Single Game Highs

Rushes: 10 vs. DAL (12/3/00)

Long Rush: 19 at CHI (11/19/00)

Rush Yards: 38 vs. DAL (12/3/00)

ST Tackles: 4 vs. BUF (11/26/00)

CHICAGO BEARS FREE AGENT SIGNINGS

1993

Name, Pos	From
Anthony Playlock, CB	San Diego
Joe Cain, LB	Seattle
Craig Heyward, FB	New Orleans
Vernice Smith, C	Phoenix

1994

Name, Pos	From
Andy Heck, T	Seattle
Merril Hoge, FB	Pittsburgh
Erik Kramer, QB	Detroit
Lewis Tillman, RB	NY Giants

1995

Name, Pos	From
Marty Carter, SS	Tampa Bay
Pat Eilers, SS	Washington
Anthony Johnson, RB	NY Jets
Darrell Thompson, RB	Green Bay
Michael Timpson, WR	New Eng.

1996

Name, Pos	From
Bryan Cox, LB	Miami
Ed Cunningham, C	Arizona
Carlos Huerta, K	N/A
Jeff Jaeger, K	Oakland
Dave Krieg, QB	Arizona
Mike Sullivan, C	Tampa Bay

1997

Name, Pos	From
Tom Carter, CB	Washington
Ron Cox, LB	Green Bay
Corey Dowden, CB	San Fran.
Tyrone Hughes, KR	New Orleans
Anthony Peterson, LB	San Fran.
Ricky Proehl, WR	Seattle
Bill Schultz, G	Denver
Mark Thomas, DE	Carolina

1998

Name, Pos	From
Ty Hallock, FB	Jacksonville
Mike Wells, DT	Detroit
Edgar Bennett, RB	Green Bay
Rico McDonald, LB	Cincinnati
Andre Collins, LB	Cincinnati
Mike Zandofsky, G	Philadelphia
Thomas Lewis, WR	NY Giants
Tim Tindale, FB	Buffalo
Bam Morris, RB	Baltimore
Frankie Smith, CB	San Fran.

1999

Name, Pos	From
Blake Brockermeyer, T	Carolina
Clyde Simmons, DE	Cincinnati
Jamal Duff, DE	Washington
Chris Hudson, S	Jacksonville
Shane Matthews, QB	Carolina
Keith Burns, LB	Denver

2000

Name, Pos	From
Phillip Daniels, DE	Seattle
Chris Mims, DE	San Diego
Thomas Smith, CB	Buffalo
Shawn Wooden, S	Miami

2001

Name, Pos	From
Fred Baxter, TE	NY Jets
Skip Hicks, RB	Washington
Greg Jones, LB	Washington
Brad Maynard, P	NY Giants
Daimon Shelton, FB	Jacksonville
Keith Traylor, DT	Denver
Ted Washington, DT	Buffalo
Larry Whigham, S	New England

2002

Name, Pos	From
Rabih Abdullah, RB	Tampa Bay
Luther Broughton, TE	Carolina
Henry Burris, QB	Green Bay
Mike Caldwell, LB	Philadelphia
Chris Chandler, QB	Atlanta
Jon Hilbert, K	Dallas
Keith McKenzie, DE	Cleveland
Damon Moore, SS	Philadelphia
Jason Wiltz, DL	N.Y. Jets

2002 Chicago Bears

The Players



REGGIE AUSTIN

Cornerback

5-9 185

January 21, 1977

Wake Forest

Bears season: 3 NFL Season: 3

Acquired in 4th round of the 2000 draft

24

PRO CAREER: Cracked the Bears active roster for the first time in his career in 2001 and played in nine games, appearing primarily on special teams while also filling in as an extra defensive back... Rookie season was delayed one year after a heel injury suffered during training camp sidelined him for the entire 2000 season.

2001 SEASON: Experienced his first taste of NFL action by playing primarily on special teams in Chicago's first eight games of the season... Was a gameday inactive for the next seven games before returning to the lineup for the season finale... Totaled six special teams tackles during his nine games played... Made NFL debut at BALT (9/9) and posted one special teams stop... Tallied career-high two special team tackles at ATL (10/7)... Inactive Games 9-15, returned to make special teams stop in season finale vs. JAX (1/6)... Inactive for the Divisional Playoff vs. PHI (1/19/02). **Games played-started: 9-0**

PREVIOUS SEASONS: 2000 - Spent entire rookie season on Injured Reserve after suffering a heel injury near the end of training camp... Drafted in the fourth round (125th overall) by Chicago with a pick obtained from St. Louis.

COLLEGE: Full-time starter in final two seasons at Wake Forest (1996-99)... One of ACC's top cover corners and punt return specialists... Started every game at weakside cornerback his senior season, recording 41 tackles, two FFs, five PDs and two INTs... Averaged 10.0 yards on 31 punt returns... Started every game at strongside cornerback as a junior... Led team with four INTs... Recorded 26 tackles, three fumble recoveries and one FF... Recorded INTs vs. Florida State, Clemson, North Carolina and Appalachian State... Appeared in every game as a sophomore, including first career start in season finale vs. Florida State... Finished season with 30 tackles and one sack... Also had two INTs and five PDs... Played in eight games as a freshman, including three starts at strongside corner... Recorded 19 tackles, one INT and one PD; his INT came vs. Appalachian State in first collegiate game... Had four tackles in first career start vs. Northwestern... Redshirted in 1995 as a true freshman... Also competed on Wake Forest track team and played briefly on school's baseball team as sophomore... Majored in communications.

PERSONAL: Four-sport star at Harper H.S. in Atlanta... All-city receiver and return specialist; gained over 1,200 yards and scored eight TDs as senior... Three-year letterman in basketball and four years as pitcher/shortstop in baseball... MVP of baseball team four straight years and member of state champion 4x100 meter relay team... Partnered with fellow members of Bears secondary and Meals on Wheels in 2001 to "Intercept Hunger" with meal donations being made based on participating players' performances each game... Sponsors a youth baseball team in his hometown of Atlanta that four of his nephews play on... Reginald Antonio Austin is the second youngest of five children of parents Joseph and Barbara Austin.

Austin's Pro Stats

	Int-Yds	Tkls-Solo	FF	FR	PD	Sack-Yds	G-GS
2001	0-0	0-0	0	0	0	0-0	9-0
Career	0-0	0-0	0	0	0	0-0	9-0

Also: Special Teams Tackles: 6 - 2001 (6).

Austin's Single Game Highs

ST Tackles: 2 at ATL (10/7/02)

2002 Chicago Bears

The Players



JERRY AZUMAH

Cornerback

5-10 189

September 1, 1977

New Hampshire

Bears season: 4 NFL Season: 4

Acquired in 5th round of the 1999 draft

23

PRO CAREER: Primed to take over starting right cornerback position after strong third season which saw him record career-highs in tackles and games started while equaling career-highs in game played, passes defended and interceptions... Also shared in the kickoff return duties for the first time since college while continuing to be a productive special teams player... Moved into a more prevalent role in Chicago's secondary his second season in 2000 after being used primarily as a third defensive back in nickel situations and on special teams as a rookie... Made initial transition to defensive backfield prior to his rookie season after a standout collegiate career at running back... Voted by teammates as the 1999 rookie recipient of the Brian Piccolo Award.

2001 SEASON: Moved into a prominent role in the secondary rotation playing in 14 games while starting a career-high five... Returned an INT for a TD in his first career playoff game... Started in Bears nickel package in season opener at BALT (9/9) posting two tackles, one PD and his first career fumble recovery. Also gained 36 yards on his first two NFL kickoff returns... Posted five tackles (four solos) vs. MIN (9/23) and returned one kickoff 17 yards... Delivered four tackles (three solo) and added one PD at CIN (10/21)... Started for ill Walt Harris at TB (11/18) and equaled career-high eight tackles (six solos) while adding one PD... Equaled season-high with eight tackles at MIN (11/25); added two special teams stops and gained 16 yards on a punt return after taking cross-field lateral from Leon Johnson... Posted three solos tackles and one PD in reserve corner duty at WASH (12/23)... Notched four tackles at DET (12/30), including his first two career sacks, plus one FF and two special teams stops... Reeled in first INT of season during a six-tackle performance vs. JAX (1/6/02), returning the pick 14 yards to set-up FG to close the first half... Gave the Bears a third-quarter lead in the Divisional Playoff vs. PHI (1/19/02) with a 39-yard INT return for a TD off Donovan McNabb; added one sack. **Games played-started: 16-5**

PREVIOUS SEASONS: 2000 - Displayed continued development in his second season as a cornerback, playing in 14 games including starts in the final four contests... Recorded 28 tackles, including 20 solos, and eight PDs - including his first career INT in the season opener at MIN (9/3). Also forced a fumble in that game... Left game early at GB (10/1) with left rib cartilage sprain... Inactive vs. NO (10/8) and vs. IND (11/5) due to rib injury... Collected three tackles vs. NYJ (11/26) after an injury to starting cornerback Walt Harris... Moved into starting lineup vs. GB (12/3) in place of injured Harris... Established career-high with eight tackles, all solo, in season finale at DET (12/24). **1999** - Made move from offense to defense after becoming one of the most decorated running backs in NCAA history... Voted by teammates as rookie recipient of Brian Piccolo Award... Quickly moved up depth chart and was used primarily in nickel situations as third defensive back... Played in all 16 games and started twice... Recorded 17 tackles, all in the last four games while also starring on special teams, ranking fourth on the squad with 20 tackles and tying for the team lead with 14 solo stops and one FF... Earned first start of NFL career at WASH (10/31)... Left game early vs. DET (11/25) with minor concussion... Moved up to third on depth chart vs. GB (12/5), registering first career defensive tackles (two)... Totaled six tackles (five solo) with one PD at STL (12/26)... Started in season finale vs. TB (1/2/00) in place of injured Walt Harris; set then career-high with seven tackles, including five solos... Drafted in the fifth round (147th overall) by Chicago.

COLLEGE: Walter Payton Award recipient as the top player in Division 1-AA football following senior season... Rushed for national career-record 6,193 yards after becoming the only player in Division 1-AA history to rush for over 1,000 yards four times... Holds Division 1-AA record with 8,276 career all-purpose yards... Unanimous all-America and all-Atlantic 10 Conference selection as senior while shattering conference and school season-records with 343 carries for 2,195 yards and 22 TDs... Rushed for 259 yards on 22 carries with a school-record five TDs vs. East Stroudsburg... Ran for 235 yards and returned a kickoff 82 yards for a TD vs. William & Mary...

2002 Chicago Bears

The Players

Broke own school record with career-high 329 yard rushing performance with five TDs vs. Hofstra... As a junior, named to AFCA all-America first-team as a returner and garnered second-team honors as a running back from the *Associated Press* and *The Sports Network*... Led conference and ranked sixth in nation with 1,585 yards on 271 carries with 17 TDs... Season-high 300 yard rushing performance on 26 carries vs. Boston... Named all-ECAC, all-New England and all-Yankee first team as a sophomore... Led conference in rushing (1,308), scoring (126) and all-purpose yards (2,109)... Started seven of eight games played as a freshman... Led team with 186 carries for 1,105 yards and eight TDs... Two-time Central Massachusetts & Shriners All-Star... Majored in sociology.

PERSONAL: Led St. Peter Marion H.S. (Worcester, Mass.) to three state titles... Ran for 1,800 yards on 110 carries with 31 TDs as senior... Lettered in basketball and track... Set school records in the long jump and 100 meters... Has partnered with fellow members of Bears secondary and Meals on Wheels for the past two seasons to "Intercept Hunger" with meal donations being made based on participating players' performances each game... Active in speaking and other events to benefit local and inner-city youths... The youngest of two children of Theophilus K. (TK) and Bertha Azumah.

Azumah's Pro Stats

	Int-Yds	Tkls-Solo	FF	FR	PD	Sack-Yds	G-GS
1999	0-0	17-14	0	0	1	0-0	16-2
2000	1-2	28-20	1	0	7	0-0	14-4
2001	1-14	56-38	1	1	7	2-10	16-5
Career	2-16	101-72	2	1	15	2-10	46-11

Also: Special Teams Tackles: 36 - 1999 (20), 2000 (5), 2001 (11); KOR - 2001 (4-65, long of 23); PR - 2001 (0-16).

POSTSEASON

	Int-Yds	Tkls-Solo	FF	FR	PD	Sack-Yds	G-GS
2001	1-39t	2-0	0	0	1	1-6	1-0
Career	1-39t	2-0	0	0	1	1-6	1-0

Also: INT return for TD vs. PHI (1/19/02).

Azumah's Single Game Highs

Tackles: 8, last at MIN (11/25/01)

Interceptions: 1, last vs. PHI (1/19/02)*

Solos: 8 at DET (12/24/00)

Long INT Return for TD: 39 vs. PHI (1/19/02)*

Pass Defenses: 2 vs. NE (12/10/00)

* Playoff Game

CHICAGO BEARS FAN CONVENTION

The Sixth Annual Chicago Bears Fan Convention is **February 21-23, 2003**, at the Hilton Chicago. The 2003 convention will include current and former Bears players representing six decades of Chicago football. There will be seminars and discussion groups featuring Bears management, personnel and coaches. Autograph stages will be set-up throughout the convention weekend. Young fans can participate in NFL Flag clinics along with an interactive game room. The Chicago Bears Fan Convention is your ticket to meeting your favorite players and getting an inside perspective of one of the founding franchises of the NFL.

Make plans now to attend by reserving a room with a special Fan Convention rate at the Hilton Chicago by calling (312) 922-4400. A portion of the proceeds from each room goes to Bears Care, the Charitable arm of the Chicago Bears. For information, call the Special Events Office at (847) 615-9600.

2002 Chicago Bears

The Players



FRED BAXTER

Tight End

6-3 260

June 14, 1971

Auburn

Bears season: 2 NFL Season: 10

Claimed off waivers in 2001

84

PRO CAREER: Focal point of Chicago's offense as the lead blocker for the running game and a reliable pass catcher in short-yardage and red zone situations... Nearly 13 percent of his career receptions (12 of 95) having resulted in TDs... Helped RB Anthony Thomas rush for a Bears rookie record 1,183-yard season in 2001, the sixth 1,000-yard rushing season that Baxter has contributed to in his nine-year career... Previously paved the way for 1,000-yard rushers Johnny Johnson (1993), Adrian Murrell (1996-97) and Curtis Martin (1998-99)... Joined his second NFL team when he signed with Chicago in the offseason (2/27/00) after playing in 102 career games (17 starts) with the Jets... Caught 73 passes for 809 yards (11.1 avg.) with 10 TD catches in eight seasons for New York... Played on special teams during his Jets career with 47 career tackles to his credit... Named Jets' special teams MVP in 1996.

2001 SEASON: Established a career-high by starting all 14 games played in during his first season with the Bears... Started season opener at BALT (9/9), catching two passes for four yards... Inactive due to hip injury Games 3-4... Returned to starting lineup at CIN (10/21) to catch one-yard TD pass... Hauled in three catches for 29 yards vs. SF (10/28), with a long play of 19... Caught two passes vs. GB (11/11) for 15 yards and at TB (11/18) for 13 yards in consecutive weeks... Tied for team-lead with season-high five catches for 36 yards at GB (12/9)... Made spectacular grab in the end zone on 18-yard TD pass from Miller vs. TB (12/16); 2-28 receiving... Caught two passes for 10 yards at DET (12/30)... First career postseason catch gained three yards in Division Playoff vs. PHI (1/19/02). **Games played-started: 14-14**

PREVIOUS SEASONS: 2000 - Limited to nine games (six starts) due to a hand injury that put him on Injured Reserve and prematurely ended his final season with the Jets ... Continue to show uncanny scoring touch as a receiver, hauling in two TDs while catching only four balls over the entire season... Caught four-yard TD pass vs. NE (9/11) in first start of the year and first of three consecutive... Reeled in five-yard pass play at TB (9/24)... Season was highlighted by two catches for 13 yards at BUF (10/29), including season-long 12-yard TD catch... Suffered hand injury during practice (11/10) which required surgery two days later... Inactive for next two games due to the hand injury before being placed on IR (11/21)... His contract was terminated by New York two days before the season-fine (12/22). **1999 -** Played in 14 games (eight starts), catching eight passes for 66 yards and two TDs... Aided in Curtis Martin's club-record 1,464 yards rushing and helped him to six 100-yard rushing games as a lead blocker... Caught seven-yard TD reception from punter Tom Tupa in season-opener vs. NE (9/12), marking his first TD catch since 1997... Started in place of injured starter Eric Green at BUF (9/19), catching one ball for two yards... Inactive Games 4-5 due to hip injury... Started vs. ARIZ (11/7) when Green was slowed with a sore knee and recorded 24-yard grab, his longest of the year and longest since '97... Started at NE (11/15) on Monday Night Football, scoring his second TD of the season with an 11-yard reception. **1998 -** Appeared in 14 games, making three receptions for 50 yards... Added three special teams tackles... Saw playing time in multiple TE formations and on special teams... Helped pave the way for Martin's club-record eight 100-yard rushing days... Injured in practice with a sprained knee (10/14) and was inactive for Games 6-7... Reeled in first catch of the season on a 23-yard gainer at KC (11/1)... Made one reception for 21 yards vs. BUF (11/8)... Made clutch fourth-down catch for six yards on a fourth-and-one to keep the game-winning drive alive vs. SEA (12/6)... Saw first career playoff action in two TE sets and on special teams in the divisional playoff game win vs. JAX (1/10)... Played in multiple TE formations and on special teams in the AFC Championship at DEN (1/17). **1997 -** Posted best statistical year of career statistically, establishing career-highs in receptions (27), receiving yardage (276) and longest career reception (37 yards) while matching his career total for TDs (three)... Four receptions for 32 yards, with a long grab of 19 yards in season-fine at DET (12/21). **1996 -** Played in all 16 games with seven receptions for 114 yards (16.3 avg.)... Ranked second on the Jets with 18

2002 Chicago Bears

The Players

special teams tackles. **1995** - Played in 15 games (three starts) and had 18 receptions for 222 yards (12.3 avg.) and one TD... Made all three starts in two TE packages... Recorded 13 special teams tackles... Hauled-in season-long 32-yard reception vs. STL (12/3). **1994** - Played in 11 games... Tied for eighth on the team with seven special teams tackles... Also had three receptions for 11 yards... Sprained ankle at CLE (10/2) causing him to miss the next five games. **1993** - Suited up in seven games as a rookie, catching three passes for 48 yards and a TD... Scored first NFL TD on a three-yard pass at MIA (9/12)... Suffered hamstring injury vs. NE (9/26) and was inactive Games 4-9... Also inactive games 14-16... Drafted in the fifth round (115th overall) by the NY Jets.

COLLEGE: Caught 57 passes for 767 yards and three TDs at Auburn from... Foot injury limited him to seven games as a senior, but still averaged 13.8 yards per catch... Set career-highs in every receiving category as a junior with 28 catches for 391 yards and two TDs... Also played on the Tiger baseball team, following in the footsteps of Chicago White Sox first baseman Frank Thomas... Majored in adult education.

PERSONAL: Led Pike County (Ala.) H.S. to the state championship as a senior with 96 receptions for 1,472 yards and 22 receiving TDs... Also saw time as a QB and LB (96 tackles)... Played in the annual Alabama-Mississippi Football All-Star game after his senior year... An active participant with the Marty Lyons Foundation throughout his tenure with the Jets... Started The Fred Baxter Foundation in 2000 to benefit at-risk youth... Born in Brundidge, Ala.

Baxter's Pro Stats

	Rec	Yds	Avg	LG	TD	G-GS
1993 N.Y. Jets	3	48	16.0	25	1	7-0
1994 N.Y. Jets	3	11	3.8	6	1	11-0
1995 N.Y. Jets	18	222	12.3	32	1	15-3
1996 N.Y. Jets	7	114	16.3	23	0	16-0
1997 N.Y. Jets	27	276	10.2	37	3	16-0
1998 N.Y. Jets	3	50	16.7	23	0	14-0
1999 N.Y. Jets	8	66	8.3	24	2	14-8
2000 N.Y. Jets	4	22	5.5	12t	2	9-6
2001 Bears	22	148	6.7	19	2	14-14
Career	95	957	10.1	37	12	116-31

POSTSEASON

1998 N.Y. Jets	0	0	0.0	-	0	2-0
2001 Bears	1	3	3.0	3	0	1-1
Career	1	3	3.0	3	0	3-1

Baxter's Single Game Highs

Receptions: 6 vs. JAX (9/17/95)	Long rec: 37 at CIN (9/28/97)
Rec. yards: 99 vs. JAX (9/17/95)	Receiving TDs: 1, last vs. TB (12/16/01)

ATTENDANCE RECORDS

Two of the NFL's ten-biggest single-game attendance totals have occurred at games involving the Chicago Bears.

The defending World Champs squared off against the College All-Stars on August 22, 1947, at Soldier Field, in front of 105,840—the third-highest total in NFL history, and the highest in a game played within U.S. borders. The 1942 College All-Star game at Soldier Field drew 101,100 fans—10th all-time.

The Cowboys and Oilers played in front of 112,376 paying customers in a pre-season game in Mexico City (August 15, 1994) for the NFL attendance mark.

2002 Chicago Bears

The Players



MARTY BOOKER

Wide Receiver

6-0 210

July 31, 1976

Northeast Louisiana

Bears season: 4 NFL Season: 4

Acquired in 3rd round of the 1999 draft

86

PRO CAREER: Established his place among the elite receivers in Bears history by recording a team-record and career-high 100 pass receptions in 2001... Moved into a tie with teammate Marcus Robinson for 23rd place in team history with 166 career receptions... Moved into a class with the top receivers in the NFL in 2001 as he led all Bears receivers in catches, yards (1,071) and TDs (eight) and finished second on the team to Paul Edinger with 48 points scored... Chicago's emergency QB also connected for his first career passing TD... Ranked third on Bears in 2000 with 47 receptions and 490 receiving yards while tying for second with two receiving TDs... Rookie season was highlighted by a 134-yard receiving game in his first career start - the first 100-yard receiving effort by a first-year Bear since Willie Gault in 1983 - which included a 57-yard TD on his first career reception.

2001 SEASON: Started all 16 regular season games - plus the playoff contest - and caught a career-high 100 passes to break Johnny Morris' team mark for catches in a single-season (93 in 1964)... Became the eighth receiver in Bears history to surpass 1,000 yards receiving in a season with 1,071... Led the Bears in receiving in 11 of 16 games en route to ranking second in the NFC in catches (sixth NFL), ninth in the NFC in receiving yards and tied for ninth in the NFC in scoring (among non-kickers) to set career-highs in all categories... Broke out of the gates quickly as the team's leading receiver at BALT (9/9) with a career-high nine catches for 49 yards... Posted his second straight nine-catch game (95 yards) vs. MIN (9/23), scoring the game-tying TD in the fourth quarter... Threw 34-yard TD to Marcus Robinson before catching a 63-yarder from Jim Miller at ATL (10/7)... Caught six passes for 76 yards at CIN (10/21) with a long of 21 and a 13-yard TD... Led Bears with nine catches for 67 yards vs. SF (10/28) with a long play of 30... Caught fourth quarter TD vs. CLE (11/4) among team-high seven catches for 85 yards... Led team with eight catches and 81 receiving yards vs. GB (11/11) with a long of 25 yards... Hauled in career-high 165 yards and three TDs receiving on team-high seven catches at TB (11/18)... Equaled career-high with nine receptions vs. DET (12/2) for team high 74 yards... Tied for team-high with three catches for 19 yards, including two-yard TD from Miller, vs. TB (12/16)... Team-high seven receptions for game-high 74 yards at WASH (12/23) with a long play of 16 yards... Broke Bears all-time single-season reception record with team-high nine catches for 115 yards at DET (12/30)... Reached the 100-catch plateau on the season vs. JAX (1/6/02) with a team-high six catches for 37 yards... Caught two passes for 18 yards with a long play of 14 yards in the Divisional Playoff vs. PHI (1/9/02).

Games played-started: 16-16

PREVIOUS SEASONS: 2000 - Established himself as an every-down receiver as he posted then career-highs of 47 receptions, 490 receiving yards in 15 games played (seven starts)... Ranked second with 10.4 yards per reception among Bears receivers who amassed 10 or more catches... Caught six balls for 59 yards in season-opener at MIN (9/3)... Injured left shoulder at TB (9/10) in first start of season... Inactive vs. NYG (9/17) due to shoulder injury... Returned vs. DET (9/24) with team-high five catches for 56 yards... Led team with five catches for 45 yards and a TD at NYJ (11/26)... Only catch vs. GB (12/3) was a season-long 41-yard gain... Paced team at SF (12/17) with five receptions for 47 yards... Led team in receiving for the fourth time in 2000 with season-high seven catches, including go-ahead TD catch, for 79 yards in win at DET (12/24). **1999** - Totaled 19 receptions for 219 yards and three TDs while seeing action in nine games (four starts) as a rookie... Inactive through first five games of season before recording a catch in each of the last seven games of season... Activated vs. PHI (10/17) after injury to Curtis Conway... Played in first NFL game at TB (10/24)... Named team's third QB at GB (11/7) after injury to Shane Matthews and nearly became Bears' fourth QB of the season after injury to Cade McNown, but Jim Miller was able to finish the contest... Became first rookie wideout since Willie Gault (1983) to record a 100-yard game when he exploded for 134 yards and two TDs on seven catches vs. MIN (11/14) in his first career

2002 Chicago Bears

The Players

start. Combined with Marcus Robinson (7-148) to become the 15th receiving tandem in team history to record 100-yard efforts in the same game. Remarkable game was highlighted by his first career reception, a 57-yard TD sprint on a receiver screen... Recorded first career rushing attempt at SD (11/21), going eight yards on a reverse... Caught three passes for 33 yards and third TD of season on Thanksgiving Day at DET (11/25)... Tallied four receptions for 29 yards in season finale vs. TB (1/2/00)... Drafted in the third round (78th overall) by Chicago.

COLLEGE: Ended career ranked second in Northeast Louisiana (1995-98) history with 178 receptions and 2,784 receiving yards... Three-year starter who scored 23 TDs and averaged 15.6 yards per catch... All-Independent first-team selection as senior... Caught 75 passes for 1,168 yards and 11 TDs... Averaged 106.2 yards per game... Opened season with 10 catches for 194 yards and two TDs vs. Nicholls State... Appeared in nine games as junior, catching 44 passes for 621 yards and five TDs... Had eight catches for 112 yards vs. Mississippi State... Caught nine for 159 and two TDs vs. Central Florida... As a sophomore, earned second-team all-Independent honors in first year as starter... Averaged 16.8 yards on 51 catches... Had 11 catches for 133 yards and TD vs. Arkansas... Career-high 218 yards on 10 catches and two TDs vs. Central Florida; fourth-best single-game yardage total in school history... Played in every game as freshman and finished with eight catches for 17.5 avg... Redshirted as true freshman in 1994... Majored in general studies.

PERSONAL: Standout QB at Jonesboro-Hodge (La.) H.S... Threw for 1,418 yards and 16 TDs... Also excelled in track, finishing third in state long jump finals... Youngest of two children of Calvin and Vera Joe Booker... Married wife Tamala during the offseason on the same day as the AFC-NFC Pro Bowl (2/9/02).

Booker's Pro Stats

	Rec	Yds	Avg	Lg	TD	Rush	Yds	Avg	Lg	TD	G-GS
1999	19	219	11.5	57t	3	1	8	8.0	8	0	9-4
2000	47	490	10.4	41	2	2	-1	-0.5	5	0	15-7
2001	100	1071	10.7	66t	8	4	8	2.0	13	0	16-16
Career	166	1780	10.7	66t	13	7	15	2.1	13	0	40-27

Also: Passing - 2001 (1-of-2, 34-yd. TD).

POSTSEASON

	Rec	Yds	Avg	Lg	TD	Rush	Yds	Avg	Lg	TD	G-GS
2001	2	18	9.0	14	0	0	0	0.0	-	0	1-1
Career	2	18	9.0	14	0	0	0	0.0	-	0	1-1

Booker's Single Game Highs

Receptions: 9, last at DET (12/30/01) Long rec: 66t at TB (11/18/01)
 Rec. yards: 165 at TB (11/18/01) Receiving TDs: 3 at TB (11/18/01)

Marty Booker Game-by-Game Receiving 16-12 Overall Record as a Starter (0-1 Postseason)

Chicago Bears

1999	W/L	Opponent	Rec	Yards	Avg.	Long	TD
9/12	W	Kansas City			INACTIVE		
9/19	L	Seattle			INACTIVE		
9/26	L	at Oakland			INACTIVE		
10/3	W	New Orleans			INACTIVE		
10/10	W	at Minnesota			INACTIVE		
10/17	L	Philadelphia			DID NOT PLAY		
10/24	L	at Tampa Bay	0	0	0.0	-	0
10/31	L	at Washington	0	0	0.0	-	0
11/7	W	at Green Bay			INACTIVE - THIRD QB		
* 11/14	L	Minnesota	7	134	19.1	57t	2
11/21	W	at San Diego	1	3	3.0	3	0

2002 Chicago Bears

The Players

* 11/25	L	at Detroit	3	33	11.0	23t	1
12/5	L	Green Bay	1	4	4.0	4	0
* 12/19	W	Detroit	2	8	4.0	5	0
* 12/26	L	at St. Louis	1	8	8.0	8	0
1/2	L	Tampa Bay	4	29	7.3	14	0
TOTALS	1-3		19	219	11.5	57t	3

Chicago Bears

2000	W/L	Opponent	Rec	Yards	Avg.	Long	TD
9/3	L	at Minnesota	6	59	9.8	12	0
* 9/10	L	at Tampa Bay	0	0	0.0	-	0
9/17	L	N.Y. Giants			INACTIVE		
* 9/24	L	Detroit	5	56	11.2	25	0
10/1	W	at Green Bay	2	15	7.5	8	0
10/8	L	New Orleans	3	44	14.7	20	0
10/15	L	Minnesota	2	32	16.0	24	0
10/22	L	at Philadelphia	3	13	4.3	6	0
11/5	W	Indianapolis	1	11	11.0	11	0
* 11/12	L	at Buffalo	4	17	4.3	11	0
11/19	W	Tampa Bay	1	7	7.0	7	0
11/26	L	at N.Y. Jets	5	45	9.0	13	1
* 12/3	L	Green Bay	1	41	41.0	41	0
* 12/10	W	New England	2	24	12.0	15	0
* 12/17	L	at San Francisco	5	47	9.4	13	0
* 12/24	W	at Detroit	7	79	11.3	27	1
TOTALS	2-5		47	490	10.4	41	2

Chicago Bears

2001	W/L	Opponent	Rec	Yards	Avg.	Long	TD
* 9/9	L	at Baltimore	9	49	5.4	12	0
* 9/23	W	Minnesota	9	95	10.6	22	1
* 10/7	W	at Atlanta	1	63	63.0	63t	1
* 10/14	W	Arizona	5	48	9.6	25	0
* 10/21	W	at Cincinnati	6	76	12.7	21	1
* 10/28	W	San Francisco	9	67	7.4	30	0
* 11/4	W	Cleveland	7	85	12.1	16	1
* 11/11	L	at Green Bay	8	81	10.1	25	0
* 11/18	W	at Tampa Bay	7	165	23.6	66t	3
* 11/25	W	at Minnesota	3	9	3.0	7	0
* 12/2	W	Detroit	9	74	8.2	17	0
* 12/9	L	at Green Bay	2	14	7.0	10	0
* 12/16	W	Tampa Bay	3	19	6.3	11	1
* 12/23	W	at Washington	7	74	10.6	16	0
* 12/30	W	at Detroit	9	115	12.8	44	0
* 1/6	W	Jacksonville	6	37	6.2	17	0
TOTALS	13-3		100	1071	10.7	66t	8
* 1/19	L	Philadelphia	2	18	9.0	14	0
PLAYOFF TOTALS			2	18	9.0	14	0

(*Denotes Booker started the game)

2002 Chicago Bears

The Players



ALFONSO BOONE

Defensive Tackle

6-4 325

January 11, 1976

Mt. San Antonio JC

Bears season: 2 NFL Season: 2

Acquired as waived free agent in 2000

70

PRO CAREER: Key member of Chicago's defensive tackle rotation, spelling veterans Keith Traylor and Ted Washington... Saw his first NFL game action with the Bears in 2001... Closed his rookie season as an inactive for the Bears after spending most of the year on Detroit's practice squad... Selected by the Lions with the second-to-last pick of the 2000 NFL Draft, one pick before teammate Mike Green was chosen as 'Mr. Irrelevant' by the Bears with the final pick of the draft.

2001 SEASON: Gained first NFL game experience appearing in 11 of the Bears' final 12 games, plus the playoff game... Inactive Games 1-4 and 12 while appearing as a reserve tackle/special teamer in the remaining contests... Recorded one tackle in NFL debut in reserve duty at CIN (10/21)... Delivered two tackles vs. SF (10/28)... Registered tackles in each of the last five games of the season, including his first two career sacks... Gained six yards after scooping up first career fumble recovery vs. TB (12/16); also assisted on two tackles... Assisted on two tackles in reserve tackle duty at WASH (12/23)... Contributed first career sack at DET (12/30) for a loss of seven yards; totaled two tackles... Registered one sack vs. JAX (1/6/02)... Posted two tackles (one solo) in the Divisional Playoff loss vs. PHI (1/19/02). **Games played-started: 11-0**

PREVIOUS SEASONS: 2000 - Placed on Detroit's practice squad at the conclusion of his rookie training camp... Signed by Chicago (11/21) off Detroit's practice squad... Spent the final five weeks of the season on the Bears' active roster, but listed as inactive... Drafted in the seventh round (253rd overall) by Detroit.

COLLEGE: College playing experience consisted of two years at Mt. San Antonio J.C. (Walnut, Calif.)... Named 1999 Mission Conference Defensive Player-of-the-Year as a sophomore... Also earned first-team J.C. Grid Wire All-American and first team all-Mission Conference honors in '99... Started and played in all 10 games, forced five fumbles and recovered four others... First full year of playing college football saw him earn all-Mission Conference honors in 1998... Recorded 15 sacks for 94 yards, and added 15 tackles for loss... Originally enrolled at Central State (Ohio) in 1995, but was forced to leave when the school dropped football... Spent time working in Lansing, Mich. following departure from Central State (Ohio)... Moved to California to live with relatives near Mt. San Antonio Junior College and enrolled in school shortly thereafter... Brief time at Central State began his five-year college eligibility clock, which forced him to enter the 2000 NFL Draft, instead of opting to attend one of several Division I schools who were recruiting him in the Winter of 2000.

PERSONAL: Graduate of Arthur Hill H.S. (Saginaw, Mich.)... Resides in hometown of Saginaw during the offseason.

Boone's Pro Stats

	Int-Yds	Tkls-Solo	FF	FR	PD	Sack-Yds	G-GS
2001	0-0	11-2	0	1	0	2-17	11-0
Career	0-0	11-2	0	1	0	2-17	11-0

POSTSEASON

	Int-Yds	Tkls-Solo	FF	FR	PD	Sack-Yds	G-GS
2001	0-0	2-1	0	0	0	0-0	1-0
Career	0-0	2-1	0	0	0	0-0	1-0

Boone's Single Game Highs

Tackles: 2, last at DET (12/30/01)

Sacks: 1, last vs. JAX (1/6/02)

Solo: 1, last at DET (12/30/01)

2002 Chicago Bears

The Players



LUTHER BROUGHTON

Tight End

6-0 255

November 30, 1974

Furman

Bears season: 1 NFL Season: 6

Acquired as unrestricted free agent in 2002

85

PRO CAREER: Veteran free agent signed a two-year contract with the Bears (3/8/02) after playing in Carolina last season... Began his career in Philadelphia and has contributed as a pass catcher, special teamer and kick returner in four NFL seasons.

2001 SEASON: Primarily used as a special teams player, appearing in 15 games and recording two catches for 22 yards... Contributed six special teams stops and returned five kickoffs for 46 yards... First reception of the season went for a nine-yard gain at ATL (9/23)... Also caught a pass for a 13-yard gain at SF (10/7)... Tallied two special teams tackles at Miami (11/4)... Inactive vs. STL (12/23)... Signed with Carolina as an unrestricted free agent from Philadelphia (4/27).

Games played-started: 15-0

PREVIOUS SEASONS: 2000 - Appeared in 15 games with one start for Philadelphia during the regular season and saw action in one playoff contest... Contributed 12 catches for 104 yards, one kickoff return for 20 yards and three special teams tackles during the regular season and added a catch for 13 yards in postseason play... Caught two passes for 12 yards at DAL (9/3), one for 10 yards at GB (9/17), two for 22 yards at NO (9/24) and two for eight yards vs. ATL (10/1)... Notched one special teams tackle each at ARIZ (10/15) and vs. CHI (10/22)... Posted one catch for 10 yards vs. WASH (10/8), three for 36 yards vs. ARIZ (11/19), one for six yards at WASH (11/26)... Inactive for season finale vs. CIN (12/24)... Inactive for Wild Card Playoff vs. TB (12/31), but caught one pass for 13 yards in the Divisional Playoff at NYG (1/7/01). **1999** - Played in 16 games (three starts) for the Eagles after being traded by Carolina to Philadelphia for a conditional draft pick just before the start of the season (9/5)... Registered personal-bests of 26 catches for 295 yards with four TDs... Also notched three special teams stops and returned one kickoff for five yards... Counted a 15-yard TD reception among his three catches for 29 yards vs. ARIZ (9/12)... Posted two catches for 18 yards, including a three-yard TD at CHI (10/17) and had four for 65 yards vs. IND (11/21), including a season-long 33-yarder... Hauled in a career-high two TD passes in the fourth quarter of a 20-17 OT win at WASH (11/28), tying the game on a 26-yard scoring catch. **1998** - Made several big plays in his first full season with the Panthers, averaging over 23 yards per reception on six catches for 142 yards with one TD... Playing in all 16 contests, he started four games, two in relief of an injured Wesley Walls and two as a second tight end in a two-tight end set... Recorded his first NFL reception at ATL (10/4), making one catch for 13 yards... Made his first two NFL starts at DAL (10/11) and vs. NO (11/1) when the Panthers opened in double tight end formation... Replaced the injured Walls in the lineup for the last two games of the season... Recorded his first NFL TD on a game-winning 68-yard TD catch vs. STL (12/20) which gave the Panthers a 17-13 lead with 2:44 left in the game; two catches for 78 yards overall in the game... Started in the season finale at IND (12/27) and notched one reception for 10 yards. **1997** - Spent most of his rookie season on the Eagles roster, but was signed to the Panthers active roster from Philly's practice squad before the final week of the season... Active for one game for Philadelphia but did not play vs. ARIZ (10/19)... Was inactive for eight other games before being placed on the Eagles practice squad (11/6)... Signed by Carolina (12/16) and was inactive for the team's season finale vs. STL (12/20)... Drafted in the fifth round (155th overall) by Philadelphia.

COLLEGE: Was a three-time all-Southern Conference tight end at Furman (1993-96) and finished his career as Furman's all-time leading receiver with 134 receptions for 1,660 yards and six TDs... Versatile athlete also saw action at slotback, H-back, fullback and wide receiver, averaging more than 10 yards per catch in each of his four seasons... As a senior, caught 51 passes for 584 yards

2002 Chicago Bears

The Players

and three TDs, ranking third in the conference in receptions... As a junior, he caught 39 passes for 475 yards and two TDs after a sophomore season which saw him record 32 catches for 447 yards and a TD... Appeared in five games for the Purple Paladin basketball team during his sophomore season... Majored in health and exercise.

PERSONAL: Starred at Cainhoy H.S. in Huger (pronounced Hugh-gee), S.C. as a team and county player of the year and an all-state selection as a senior... Was also an all-state selection in basketball... Luther Rashard Broughton, Jr. was born in Charleston, S.C.

Broughton's Pro Stats

	Rec	Yds	Avg	LG	TD	G-GS
1997 Phil./Car.	0	0	0.0	-	0	0-0
1998 Carolina	6	142	23.7	68t	1	16-4
1999 Philadelphia	26	295	11.3	33	4	16-3
2000 Philadelphia	12	104	8.7	21	0	15-1
2001 Carolina	2	22	11.0	13	0	15-0
Career	46	563	12.2	68t	5	62-8

Also: Special Teams Tackles - 12: 1999 (3), 2000 (3), 2001 (6); KOR - 7 for 71: 1999 (1 for 5), 2000 (1 for 20), 2001 (5 for 46).

Broughton's Single Game Highs

Receptions: 4 vs. IND (11/21/99)
 Rec. yards: 78 vs. STL (12/20/98)
 Long rec: 68t vs. STL (12/20/98)

Receiving TDs: 2 at WASH (11/28/99)
 Kickoff Returns: 3 vs. ARIZ (12/30/01)
 Long KOR: 26 yards vs. NE (1/6/02)

QUARTER-BY-QUARTER SCORING OF 2001 BEARS

Team	Bears Offense						Bears Defense					
	QT1	QT2	QT3	QT4	OT	TOT	QT1	QT2	QT3	QT4	OT	TOT
@ Balt	3	0	3	0	-	6	0	3	7	7	-	17
MINN	0	0	3	14	-	17	3	0	7	0	-	10
@ Atl	0	10	0	21	-	31	0	0	0	3	-	3
ARIZ	3	10	7	0	-	20	0	6	0	7	-	13
@ Cin	3	7	7	7	-	24	0	0	0	0	-	0
SF	0	9	7	15	6	37	14	0	14	3	0	31
CLE	0	7	0	14	6	27	7	0	14	0	0	21
GB	6	3	3	0	-	12	0	10	7	3	-	20
@ TB	0	7	17	3	-	27	3	6	0	15	-	24
@ Minn	0	10	0	3	-	13	0	0	3	3	-	6
DET	0	3	0	10	-	13	7	0	3	0	-	10
@ GB	0	0	7	0	-	7	7	0	7	3	-	17
TB	3	10	7	7	-	27	0	3	0	0	-	3
@ Wash	3	7	0	10	-	20	7	3	3	2	-	15
@ Det	14	3	0	7	-	24	0	0	0	0	-	0
JAX	3	10	10	10	-	33	0	0	6	7	-	13
	38	96	71	121	12	338	48	31	71	53	0	203

2002 Chicago Bears

The Players



MIKE BROWN

Free Safety

5-10 207

February 13, 1978

Nebraska

Bears season: 3 NFL Season: 3

Acquired in 2nd round of 2000 draft

30

PRO CAREER: Ferocious competitor who has developed a reputation for big-hits and big plays in two highly productive NFL seasons... Followed all-Rookie campaign of 2000 with an all-Pro performance in 2001... Career-high five INTs led Bears in 2001 while he ranked fourth with 86 tackles and second with 13 passes defended... His two INTs returned for a TD in 2001 - both in overtime in consecutive games - gave him three for his career... Led Bears secondary as a rookie with 102 total tackles, becoming just the seventh Bears rookie since 1974 to record over 100 tackles in a season... In 2000, became first Bears rookie since 1993 to record a defensive TD with a 35-yard scoring return vs. NO (10/8) on his first career INT.

2001 SEASON: Showed improvement in his play-making abilities while establishing himself as one of the game's hardest hitters... Started all 16 games for the second consecutive season and started his first career playoff game en route to being named first-team all-Pro by the *Associated Press* and *Football Digest*... Chicago's honoree for the NFLPA's Unsung Hero Award... Led Bears (tied tenth NFC) with five INTs and tied for NFL lead with two INT returns for TD... Ranked second on Bears secondary with 86 tackles and second with 13 PDs... Stunned SF and CLE in back-to-back games with game-winning INT returns for TDs in OT, an NFL first... Recorded six tackles, including first career sack, and second career INT (32-yd return) at ATL (10/7)... Posted five tackles vs. ARIZ (10/14), including one TFL, and one FF... Equaled team-high with eight tackles (six solos) at CIN (10/21)... His 33-yard INT return for TD in OT vs. SF (10/28) completed Bears comeback with quickest OT decision in NFL history (16 seconds); added six tackles... Ended second straight game with INT return (16 yards) for TD in OT to finish comeback vs. CLE (11/4) while adding five tackles... Left game vs. GB (11/11) in fourth quarter with mild concussion after INT in third consecutive game... Recorded six tackles at MIN (11/25) and added two PDs... Named NFC Defensive Player of the Week after leading Bears secondary with nine tackles (including two sacks) vs. DET (12/2); forced and recovered fourth quarter fumble and added two PDs... Tied for lead among secondary with eight tackles (five solos) at GB (12/9)... Led secondary vs. TB (12/16) with seven solo tackles; added one PD... Second on secondary at WASH (12/23) with seven tackles... Picked off fifth INT of season in end zone at DET (12/30) from Lions HB Lamont Warren; added two tackles... Contributed five tackles (four solos and one TFL) and one PD in Divisional Playoff vs. PHI (1/19/02) despite missing most of the second half due to a concussion. **Games played-started: 16-16**

PREVIOUS SEASONS: 2000 - Made an immediate impact at safety as the only rookie starter for the Bears on Opening Day and quickly demonstrated big-play ability... Started all 16 games en route to ranking second on the team with 102 total tackles and being named all-Rookie first team by *Pro Football Weekly*, *Football News* and *Football Digest*... Opening day start at MIN (9/3) made him the third rookie defensive back in the last five years to open the season in the Bears' starting lineup; contributed five tackles and one PD... Had big-play game vs. NYG (9/17) with fumble recovery and FG block in fourth quarter to go with nine tackles... Scored defensive TD - Chicago's first of the season - with an INT and 35-yard return vs. NO (10/8); added nine tackles... Led team vs. GB (12/3) with career-high 12 tackles, including seven solos, plus one PD... Paced secondary in win vs. NE (12/10) with eight tackles plus a career-high three PDs... Posted 10 tackles at SF (12/17) to lead Bears secondary... Drafted in the second round (39th overall) by Chicago.

COLLEGE: Three-year starter who became just third player in Nebraska history to lead team in tackles for three straight years... Second leading tackler in school annals (Jerry Murtaugh 1968-70)... Ranks ninth on Cornhuskers' career list with nine INTs... Spectacular senior campaign saw him rewarded with several accolades including: first-team all-America selection by *Associated Press* and *Football Writers Association*, unanimous all-Big XII first-team selection and academic all-American... Started every game as a senior, leading Huskers with 96 tackles while adding two sacks.

2002 Chicago Bears

The Players

eight TFLs, five INTs, five PDs, one fumble recovery and six FFs... Named to all-Big XII first-team as a junior and all-Big XII second-team as a sophomore... As a junior, set Nebraska single-season record for tackles by a defensive back with a career-high 102... Career-high 19 tackles vs. Texas during junior campaign stands as the Huskers' second-most single-game tackle total since 1971... Moved from left corner to rover in pre-season of sophomore season before leading team with 77 tackles, including four TFLs... Played cornerback as freshman before playing both safety positions in final three seasons... Majored in business administration carrying a 3.2 grade point average.

PERSONAL: Named top defensive back in country coming out of high school by *SuperPrep*... Also a running back at Saguaro H.S. in Scottsdale, Ariz.... Named Arizona Player-of-the-Year by every major publication... Named state's top running back and defensive back by Arizona Republic - first player to receive both awards in 10 years... Rushed for 2,036 yards (9.6 avg.) and 31 TDs as senior... Also earned all-state honors as baseball centerfielder, hitting .426 with 27 stolen bases... Partnered with fellow members of Bears secondary and Meals on Wheels during the past two seasons to "Intercept Hunger" with meal donations being made based on participating players' performances each game.

Brown's Pro Stats

	Int-Yds	Tkls-Solo	FF	FR	PD	Sack-Yds	G-GS
2000	1-35t	118-77	0	1	6	0-0	16-16
2001	5-81	86-48	2	1	13	3-21	16-16
Career	6-116	204-125	2	2	19	3-21	32-32

Also: INT return for TD vs. NO (10/8/00), vs. SF (10/28/01), vs. CLE (11/4/01); Blocked field goal vs. NYG (9/17/00).

POSTSEASON

2001	0-0	5-4	0	0	1	0-0	1-1
Career	0-0	5-4	0	0	1	0-0	1-1

Brown's Single Game Highs

Tackles: 12 vs. GB (12/3/00)
Solo: 7, last vs. TB (12/16/01)

Interceptions: 1, last vs. CLE (11/4/01)
Returns for TD: 1, last vs. CLE (11/4/01)

STRIKE GAMES

The following Bears games (all on Sundays) were affected by the players strikes in 1982 and 1987.

1982: Weeks 1-2 played as scheduled; Weeks 3-9 cancelled (as follows); Weeks 11-16 played as scheduled; Week 10 (11-14-82) played on 1-2-83 as regular season finale

Cancelled:

9-26-82 @ San Francisco
10-3-82 vs. Minnesota
10-10-82 vs. Green Bay
10-17-82 @ St. Louis Cardinals

10-24-82 vs. Tampa Bay
10-31-82 @ Green Bay
11-7-82 vs. Atlanta

1987: Weeks 1-2 played as scheduled; Week 3 cancelled (as follows); Weeks 4-6 played as scheduled with replacement players (as follows); Weeks 7-16 played as scheduled

Cancelled or played with replacement players:

9-27-87 @ Detroit (cancelled)
10-4-87 Bears 35, @ Philadelphia 3

10-11-87 @ Bears 27, Minnesota 7
10-18-87 New Orleans 19, @ Bears 17

2002 Chicago Bears

The Players



HENRY BURRIS

Quarterback

6-0 195

June 4, 1975

Temple

Bears season: 1 NFL Season: 2

Acquired as unrestricted free agent 2002

10

PRO CAREER: Seasoned QB prospect joined the Bears (2/8/02) after spending one season with the Packers and four seasons in the Canadian Football League... Spent three years as a backup with the CFL's Calgary Stampede (1997-99), seeing limited time his first two seasons behind starter Jeff Garcia, now a Pro Bowl QB for San Francisco... Moved to Saskatchewan as a free agent in 2000 for the opportunity to be a starter and threw for 30 TDs and over 4,600 yards in his one season with the Roughriders... Break-through season garnered attention from NFL scouts, leading to workouts with 14 teams before signing with Green Bay... Completed 349-of-647 passes (53.9%) for 5,259 yards and 34 TD passes with 30 INTs, a 79.1 rating, over his four seasons in the CFL... Member of Calgary's 1998 Grey Cup championship team.

2001 SEASON: Named to Green Bay's active roster at the close of his rookie NFL training camp... Spent the first 11 games of the regular season as the team's third QB before being placed on the practice squad for the final five, plus the Packers' two playoff games... Signed with the Packers on February 27 in the final days of the window during which CFL option-year players may sign with NFL teams under terms of the NFL/CFL Alliance. **Games played-started: 0-0**

PREVIOUS SEASONS: 2000 - Enjoyed a breakthrough season with Saskatchewan in his first season as a starter at the pro level... Slated to be a backup in Calgary, he signed with Saskatchewan (3/9) as a free agent for the opportunity to be a starter... Started the first 16 games before straining his right (throwing) shoulder vs. Montreal (10/22) and sitting out the final two contests... Completed 308 of a CFL-high 576 pass attempts (53.5%) for 4,647 yards and 30 TDs with 25 INTs for a passer rating of 79.5... Threw for over 400 yards in two games and for more than 300 yards in four others en route to being named the team's 'Most Outstanding Player'... Led Saskatchewan to four consecutive victories at midseason following an 0-6-1 start... Threw for 311 yards and 3 TDs (on 17-of-32 passing) at Edmonton (8/25), ending a 16-game winless streak (second-longest in CFL history) dating back to the previous season... Completed the longest Saskatchewan winning streak in nearly six years with a win at Toronto (9/15), throwing for 2 TDs, including a career-long 81-yarder, and rushing for a third score... Had single-game career highs for attempts (50), completions (27) and yards passing (458) in loss to Hamilton (8/11)... Also threw for more than 400 yards (409) at Winnipeg (9/29)... Posted a career-best five TD passes in 52-52 OT tie vs. his former team, Calgary (7/28), while completing 25-of-45 passes for 381 yards... Also enjoyed 300-yard passing days vs. Toronto (309 on 7/6), at B.C. (315 on 7/13) and vs. B.C. (310 on 10/14)... Sat out the last two games after suffering a slight separation of his right (throwing) shoulder early in the fourth quarter vs. Montreal. **1999** - Received playing time in three of the five games he dressed for in his final season with Calgary, starting two contests... Completed 36-of-60 passes for 529 yards and four TDs with four INTs... Engineered come-from-behind win over Edmonton (7/22), leaving the bench to replace Dickenson and threw for 188 yards and two TDs, including a season-long 63-yard scoring toss (his first in the CFL)... Started the following week at Montreal (7/29), leading the Stampede to victory by completing 19-of-28 passes for 269 yards and two TDs... Hit on 6-of-12 passes for 72 yards vs. B.C. (8/5) in second straight start before leaving the game in the third quarter with a torn anterior cruciate ligament in his right knee. **1998** - Was in uniform for all 18 of the Stampede's regular-season games, plus playoff contest vs. Edmonton and Grey Cup victory over Hamilton, as the team's third QB... Completed his first CFL pass - a season-long 26-yarder - in Week 6 vs. Saskatchewan (8/13). **1997** - Dressed for one game his rookie year - at Toronto as a backup to Dickenson - but did not play... Had joined Calgary as a free agent in May, he spent the majority of the season on the Stampede's practice roster.

2002 Chicago Bears

The Players

COLLEGE: Was a four-time letterman at Temple (1993-96), starting for three-and-a-half seasons... Held 20 school and 10 conference passing records upon his graduation... Set Big East Conference career marks for pass completions (558) and attempts (1,136)... Finished second in conference history in yards passing (7,495), his 49 TD passes tied for the Big East record... Served as the Owls' co-captain as a senior, when he completed 142-of-280 passes for 2,084 yards and 12 TDs, including a school-record 445 yards vs. Pittsburgh... Threw for 2,004 yards and 11 TDs on 139-of-300 passing his junior season... Enjoyed career-highs in yards passing (2,716) and TD passes (21) as a sophomore while completing 215-of-409 balls to earn second-team all-Big East honors... Set eight school records in 1994 as he took Temple to first in conference passing after a last-place finish the year before... Made four starts for an injured Phil Lang among 10 games played his freshman season, throwing for 691 yards and five TDs... Holds a bachelors degree in broadcasting/communications.

PERSONAL: Was an all-state selection in both football and baseball at Spiro (Okla.) H.S... Lettered four times as a QB, throwing for 3,463 yards and a school-record 47 TDs on 188-of-366 passing, with only 18 INTs... Also earned four letters each in basketball, baseball and track... Was a member of a state championship baseball team in 1991 as a pitcher and outfielder... Cousin, Priest Holmes plays for the Chiefs... Also is the brother-in-law of former NFL tight end Adrian Cooper (Steelers/Vikings/49ers)... Played a small role in the Oliver Stone movie Any Given Sunday... Has been a YMCA volunteer for youth in both Canada and the United States... Henry Armand Burris is the middle child of three of parents Henry and Charesse Burris... Born in Ft. Smith, Ark.

Burris' Pro Stats

	Att	Cmp	Yds	Pct	Lg	TD	Int	Rate	Rush	Yds	Avg	Lg	TD	G-GS
1997 Calgary	0	0	0	0.0	-	0	0	0.0	0	0	0.0	-	0	0-0
1998 Calgary	11	5	83	45.5	26	0	1	33.5	2	4	2.0	2	0	3-0
1999 Calgary	60	36	529	60.0	63t	4	4	83.7	13	81	6.2	16	0	3-2
2000 Sask.	576	308	4,647	53.5	81t	30	25	79.5	68	188	2.8	17	8	16-16
2001 Green Bay	0	0	0	0.0	-	0	0	0.0	0	0	0.0	-	0	0-0
CFL Career	647	349	5,259	53.9	81t	34	30	79.1	83	273	3.3	17	8	22-18
NFL Career	0	0	0	0.0	-	0	0	0.0	0	0	0.0	-	0	0-0

STRENGTH OF SCHEDULE

The 2002 schedule shows a challenging road for the 2001 Central division champions. Last season Chicago faced only four teams with winning records and playoff bids, the lowest the Bears have faced in over five seasons.

In 2002, the Bears will face seven teams who were in the playoffs last season, including rival Green Bay twice. Chicago will host defending Super Bowl champion New England on Nov. 10 and travel to last season's NFC champion St. Louis for a Monday night battle the following week, Nov. 18. Three of 2001's division champions loom on the schedule in Philadelphia, New England and St. Louis, and six opponents won at least 10 games last year.

Chicago will open its 2002 season at "home" in Champaign, Ill., against division rival Minnesota. 2002 will be the first year of division realignment with the Bears joining Minnesota, Green Bay and Detroit in the newly-formed NFC North division.

Year	Opp Win %	Games vs Playoff Teams	Year	Opp Win %	Games vs Playoff Teams
1997	.553	10	2000	.520	8
1998	.549	8	2001	.474	5
1999	.543	9	2002	.536*	8*

*Based on 2001 results

2002 Chicago Bears

The Players



MIKE CALDWELL

Linebacker

6-2 235

August 31, 1971

Middle Tennessee State

Bears season: 1 NFL Season: 10

Acquired as unrestricted free agent 2002

55

PRO CAREER: Veteran linebacker signed with the Bears (3/22/02) after a career-best season with Philadelphia in 2001... Ranked second on the Eagles with a career-high 140 tackles while maintaining special teams contributions... Became full-time starter in 2001 after playing his role of reserve linebacker/special teamer to perfection throughout his first three seasons in Philadelphia... In 2000, was selected by his peers as the third alternate to the NFC Pro Bowl squad as a special teamer... Made immediate impact on Philly's special teams after signing with the team (4/9/98) as an unrestricted free agent from Arizona, being voted by his teammates as the unit's MVP his first season as an Eagle... Led squad in special teams tackles (79) during his four years in Philadelphia... Spent first three NFL seasons with the Browns/Ravens before moving to Arizona in 1997.

2001 SEASON: One of Philadelphia's defensive mainstays starting 16 of 16 regular season games for the first time in his career, plus three playoff games... Beat out Ike Reese for the starting WLB position and compiled a career-high 140 tackles (73 solos), including three sacks, and seven PDs... Also remained a core special teams player with eight special teams stops... Named defensive player of the game after registering 10 tackles in season-opener vs. STL (9/9), including a sack of Kurt Warner while also helping to hold Marshall Faulk to only 72 yards rushing... Forced a fumble vs. DAL (9/30) that Damon Moore recovered and ran in for a 10-yard TD... Set a career-high with 14 tackles at NYG (10/22)... Registered the Eagles only sack of the game vs. OAK (10/28)... Left the game at ARIZ (11/4) after suffering a calf strain... Finished tied with a game-high 13 tackles vs. WASH (11/25)... Broke free at SF (12/22) for a sack on the PHI 14-yard line on third down to force the 49ers to settle for a FG in the closing minutes of the third quarter... Led Eagles with seven tackles in Wild Card playoff win vs. TB (1/12/02) and played a key role in holding Tampa to just 2.6 yards per carry... Followed four tackle game in Division Playoff win at CHI (1/19/02) with team-high nine tackles in NFC Championship loss at STL (1/27/02). **Games played-started: 16-16**

PREVIOUS SEASONS: 2000 - Unquestioned leader on special teams for the Eagles, finishing second on the team with 27 tackles... Also contributed with 63 tackles as a linebacker... Collected six tackles vs. CHI (10/22)... Intercepted a pass and raced 26 yards for a TD (third of career) vs. ARIZ (11/19)... Had a season-high seven tackles at WASH (11/26)... Had a solid all-around game with five tackles, and four special teams tackles in the season finale vs. CIN (12/24)... Talled five tackles including a sack in the NFC Wild Card Playoff win vs. TB (12/31). **1999** - Ranked first on the team with 26 special teams stops despite missing two games due to injury... Suffered a hamstring injury vs. DAL (10/10) and was deactivated for two games... Returned to see extensive reserve action at OLB in Games 8-9 and posted three tackles, including two TFLs, vs. NYG (10/31) and seven tackles at CAR (11/7)... Due to William Thomas' injury (hip flexor), started next two games at RLB and responded with seven tackles vs. WASH (11/14), including a sack and an INT... Notched seven stops vs. IND (11/21). **1998** - In his first season as an Eagle, was voted by teammates as the club's special teams MVP after leading those units with 18 tackles... Began the year as a reserve linebacker and registered an INT vs. Brian Griese at DEN (10/4)... Stepped in as the starter when starting LB James Darling suffered a knee injury and maintained the position for the final eight contests, even though Darling returned for the last four games... Posted a sack vs. DET (11/8), seven tackles apiece at NYG (11/22) and vs. STL (12/3), and a season-high 10 stops vs. NYG (12/27). **1997** - Signed a free agent contract with Arizona and played in all 16 games for the Cardinals as a special teamer and backup outside linebacker... Collected 33 tackles, two sacks and one INT... Helped Cards to win vs. PHI (11/2) with one INT. **1996** - Started all nine games he played at outside linebacker for the Ravens as he moved along with the team to Baltimore... Led the club with 4.5 sacks and ranked fifth on team with 76 tackles despite missing seven contests due to a knee injury... Returned an INT for a TD vs. JAX (11/24). **1995** - Recorded a then career-high 100 tackles and two INTs while starting six of 15 games played for Cleveland in their last season before moving to

2002 Chicago Bears

The Players

Baltimore... Clinched win vs. KC (9/24) with 24-yard INT return for TD off Steve Bono. **1994** - Played in all 16 games as reserve linebacker/special teamer, becoming known for making big plays in key situations... Forced John Elway to fumble on third-down play at DEN (10/30)... Stopped Emmitt Smith on a third-and-three play to preserve a 19-14 victory at DAL (12/10)... First career INT came off Drew Bledsoe pass on the final play of a 13-6 win over NE (11/6). **1993** - Played in 15 games and led the Browns with 18 special teams tackles... Made first career start at ATL (11/28)... Drafted in the third round (83rd overall) by Cleveland.

COLLEGE: Started every game during a four-year career at Middle Tennessee State where he originally showed his penchant for making big plays with 10 INTs, five fumble recoveries and three TDs... Earned all-America honors and was Ohio Valley Conference defensive player of the year as a senior... Also played right field for the Blue Raiders' baseball team in 1991 and was a point guard on their basketball squad in 1990... Earned a degree in business administration in 1996 to uphold the promise he made to his mother to finish college.

PERSONAL: Earned all-state honors in football, baseball and basketball as a senior at Oak Ridge (Tenn.) H.S... Donated an initial \$1,000 and \$100 for each special teams tackle he made during the 2000 season to the Special Olympics. His 2001 stats raised an additional \$2,700... In 2000, teamed up with LB Ike Reese to host a segment on the Philly NBC affiliate, WCAU Channel 10, entitled 'Mike and Ike'... Nickname is Zeke... Enjoys golf, basketball, reading, and movies... Isaiah Caldwell, Jr. is the youngest and lone boy of five children of Isaiah and Bobbie Caldwell... Mike and his wife, Sue have one daughter, Sydnei Mykel... An accomplished college athlete herself, Sue was an All-America selection in track at Tennessee, running in the 100 and 200-meter sprints. She also participated in the 1992 and '96 Olympic trials in those events.

Caldwell's Pro Stats

	Int-Yds	Tkls-Solo	FF	FR	PD	Sack-Yds	G-GS
1993 Cleveland	0-0	42-13	0	1	3	0-0	15-1
1994 Cleveland	1-0	61-27	1	0	4	0-0	16-1
1995 Cleveland	2-24	100-53	0	0	6	0-0	15-6
1996 Baltimore	1-45t	76-49	1	0	3	4.5-NA	9-9
1997 Arizona	1-5	33-21	1	0	2	2-NA	16-0
1998 Philadelphia	1-33	52-39	1	0	5	1-NA	16-8
1999 Philadelphia	1-12	36-22	0	0	2	1-NA	14-2
2000 Philadelphia	1-26t	63-43	1	0	7	0-0	16-3
2001 Philadelphia	0-0	140-73	0	0	7	3-NA	16-16
Career	8-145	603-340	5	1	39	11.5-NA	133-46

Also: Special Teams Tackles: 132 - 1993 (18), 1994 (19), 1995 (7), 1997 (9), 1998 (18), 1999 (26), 2000 (27), 2001 (8); INT return for TD 1995, 1996, 2000

POSTSEASON

	Int-Yds	Tkls-Solo	FF	FR	PD	Sack-Yds	G-GS
1994 Cleveland	0-0	7-5	0	0	0	0-0	2-0
2000 Philadelphia	0-0	9-6	0	0	0	1-NA	2-0
2001 Philadelphia	0-0	20-16	0	0	1	0-0	3-3
Career	0-0	36-27	0	0	1	1-NA	7-3

Also: Special Teams Tackles: 5 - 1994 (2), 2000 (3).

Caldwell's Single Game Highs

Tackles: 14 at NYG (10/22/01)

Solo: 9 at STL (1/27/02)*

* Playoff Game

Sacks: 2 vs. STL (10/27/96)

Interceptions: 1, last vs. ARIZ (11/19/00)

2002 Chicago Bears

The Players



CHRIS CHANDLER

Quarterback

6-4 228

October 12, 1965

Washington

Bears season: 1 NFL Season: 15

Acquired as unrestricted free agent 2002

12

PRO CAREER: Signed a three-year contract with the Bears during the offseason (4/15/02)... Set an NFL record (since the 70 merger) in Atlanta by starting for his sixth different NFL team... Coming off a 2001 season in which he recorded the second highest passing yardage total of his career (2,847) while leading the NFL with a 115.0 QB rating in the fourth quarter... Went over 20,000 yards passing for career in 1999 and enters the 2002 season with 23,101 yards... One of only two QBs in Falcon history (Steve Bartkowski) to ever pass for 400 yards in a game, he led the Falcons to their only Super Bowl in team history in 1998... Enjoyed career years in first two seasons in Atlanta with 20 and 25 passing TDs, respectively, earning two consecutive Pro Bowl trips in 1997 and 1998... Established new Atlanta record by throwing at least one TD pass in 27 straight games from 1998-99... Six times in his career has had a passer rating above the 80.0 mark (93.8 - 1994, 87.8 - 1995, 95.1 - 1997, 100.9 - 1998, 83.5 - 1999, 84.1 - 2001)... Ranks third on Atlanta's Top Ten passing list with 13,268 career yards... Also played for Houston, Los Angeles Rams, Phoenix, Tampa Bay and Indianapolis... Played with the Cards their final season before changing their name from Phoenix to Arizona (1993), was a member of the Rams their last season in Los Angeles (1994) and was on the last Oilers team to play in Houston (1996).

2001 SEASON: Completed his fifth season with Atlanta, starting 14 games and missing two to injury while leading the Falcons with 2,847 yards passing, the second-highest season total in his career, and 16 TD passes... Listed as third QB and did not play vs. DAL (11/11) and at STL (1/6/02) after suffering injuries the previous week... Did not play on second series of first and third quarters in season opener at SF (9/9) as Vick entered the game; completed 11-of-18 passes for 121 yards... Threw for 244 yards on 11-of-14 passing with two TDs and one INT vs. CAR (9/23), including a career-long 94-yard TD pass to Jamal Anderson that stood as the longest pass play of the 2001 NFL season... Completed 20-of-28 passes for 286 yards at ARIZ (9/30) with three TDs... Left game at halftime vs. CHI (10/7) with a mild concussion after completing 7-of-12 passes for 75 yards with three INTs... Returned to start vs. SF (10/14) and completed 19-of-36 passes for 268 yards with two TDs, one INT, a two-point conversion pass and a 22-yard run - his longest as a Falcon... Left game after the third quarter vs. NE (11/4) due to a rib injury after getting sacked six times and hitting on just 8-of-20 passes for 95 yards, one TD and one INT... Returned two weeks later to start at GB (11/18), completing a career-high 29 passes out of a career-best 50 attempts for 352 yards with two TDs and two INTs, to beat the Packers and return to Bears to sole-possession of the Central Division lead... Connected on 14-of-18 passes for 123 yards with in start vs. STL (12/2) but sprained his left ankle on the second-to-last play of the first half and did not return in the second half... Came back vs. NO (12/9) to complete 18-of-32 passes for 233 yards with no TDs, one INT... Burned the Colts defense for 249 yards and two TDs on 23-of-39 passing at IND (12/16)... Named NFC Offensive Player of the Week and the Miller Lite Player of the Week after leading Atlanta to a last-second victory while establishing a personal-best and Falcons team record with 431 yards on 28-of-40 passing and two TDs vs. BUF (12/23), breaking the old mark of 416 passing yards set by QB Steve Bartkowski (vs. PIT, 11/15/81)... Played his last game as a Falcon at MIA (12/30), completing 7-of-11 passes for 51 yards with one INT but was forced out of the game at the end of the first half with a sprained right elbow and did not return... Listed as third QB at STL (1/6/02). **Games played-started: 14-14**

PREVIOUS SEASONS: 2000 - Started 13 of 14 games played for Atlanta... Completed 192-of-331 passes for 2,236 yards with 10 TDs and 12 INTs... Connected on 16-of-31 passes for 264 yards with two TDs in the Falcons opening-day victory vs. SF (9/3), engineering scoring drives on the team's first five possessions... Connected on 14-of-16 second half passes in win at CAR (9/17) and 21-of-27 overall for 174 yards... Completed 21-of-35 passes at STL (9/24) for 255 yards with one TDs and two INTs to end a streak of 149 consecutive passes without and INT... Limited to only 89 yards pass-

2002 Chicago Bears

The Players

ing vs. NYG (10/8) when he was knocked out of the game with bruised ribs in the second quarter... Returned the next week at STL (10/15), connecting on 18-of-30 passes for 220 yards with two TDs and one INT... Connected on 15-of-20 passes for 240 yards with two TDs vs. NO (10/22), his third two-TD game of the season and second straight... Threw only seven passes vs. TB (11/5), completing four for 29 yards with two INTs, before getting knocked from the game with a concussion in the second quarter... Injury caused him to miss his first start of the season at DET (11/12) when he was listed at third QB... Returned the next week at SF (11/19), completing 16-of-33 passes for 154 yards with one TD and one INT... Completed 7-of-12 passes for 97-yards and one INT in start at OAK (11/26) and was sacked three times... Relegated to third QB status and did not play vs. SEA (12/3)... Upgraded to back-up status with improved health at NO (12/17), relieving starter Doug Johnson to start the second half and completing 4-of-10 passes for 81-yards with a season-long 55-yard pass play and one INT... Returned to starting lineup for season-finale victory vs. KC (12/24), connecting on 20-of-29 passes for 163 yards with two TDs and no INTs. **1999** - Started in 12 games for the Falcons, completing 174-of-307 passes for 2,339 yards with 16 TDs and 11 INTs for a passer rating of 83.5, seventh-highest in NFC and 11th in NFL... Left four games due to injury: vs. MIN (9/12) with a strained hamstring, at STL (9/26) with re-aggravated hamstring, vs. STL (10/17) with flu-like symptoms, and at SF (12/12) with rib injury... Missed four games due to injury: at DAL (9/20) with hamstring, vs. BALT (10/3) and at NO (10/10) with aggravated hamstring, and at TEN (12/19) with rib and shoulder injuries... Opened season completing 17-of-30 passes for 258 yards with one TD vs. MIN (9/12), but re-aggravated right hamstring strain in the fourth quarter originally suffered in preseason vs. TEN (8/27)... Returned to starting lineup at STL (9/26) but did not finish the first half after re-aggravating his injury while completing 5-of-9 passes for 28 yards and one INT and having his team-record 27-game TD streak snapped... Returned to starting lineup and completed 10-of-18 passes for 168 yards with one TD and one INT vs. STL (10/17) but did not finish the game due to flu-like symptoms... Played first complete game of the year at PIT (10/25), hitting on 20-of-34 passes for 233 yards with one TD and one INT while getting sacked seven times... Completed 14-of-21 passes for 201 yards vs. CAR (10/31) with two TDs and no INTs... Tied a career-high with four TD passes (first since 1995) at CAR (11/28), connecting on 24-of-42 for 315 yards with no INTs for his fourth 300-yard passing game of career and second as a Falcon... Completed 15-of-25 passes for 233 yards with two TDs and three INTs in win over NO (12/5); added a one-yard rushing TD... Left game in third quarter at SF (12/12) with rib injury after also jamming his shoulder earlier in game... Returned the next week vs. ARIZ (12/26) to engineer Atlanta's best offensive effort of season as he completed 14-of-23 passes for 230 yards with one TD and no INTs... Notched his second 300-yard passing game of the season with 306 yards on 19-of-37 passing in the season finale vs. SF (1/3/00), throwing three TDs and no INTs for his sixth career three-TD game. **1998** - Led the Falcons to their only Super Bowl appearance, posting a regular season in which he completed 190-of-327 passes for 3,154 yards in 14 starts, ranking sixth in the NFL in TD passes with a career-high 25 and fourth in league passer rating at 100.9... Led NFL and posted the highest average gain per pass in the 1990s with a 9.65 mark... Trigger man for highest scoring team in club history with 442 points, fourth-best in league... Club also set team records for TDs in a season with 53 and passing TDs with 28... Set club record with a streak of 26 consecutive games with at least one TD pass... Named to second straight Pro Bowl (first on original ballot)... Completed 17-of-32 passes for 268 yards with two TDs in season-opening win at CAR (9/6)... Set a new club record by throwing a TD pass in 15th consecutive game at SF (9/27), completing 16-of-38 passes for 268 yards with two TDs... Tossed a pair of TDs and ran for another from one-yard out at NYG (10/11) and completed 14-of-27 passes for 266 yards to win NFC Offensive Player-of-the-Week honors... Completed 7-of-10 passes for 129 yards with a 54-yard TD vs. NO (10/18) before leaving game in second quarter with a sprained left shoulder and bruised ribs... Listed as third QB at NYJ (10/25) replaced by Steve DeBerg... Returned to continue club streak of consecutive TD passes with his 19th in-a-row by throwing for two TDs vs. STL (11/1)... In showdown for first in the NFC West vs. SF (11/15), directed Falcons to win on 12-of-21 passing for 198 yards... Threw for 272 yards, completing 18-of-27 passes with two TDs vs. CHI (11/22), but sprained his right knee and ankle... Did not play at STL (11/29) replaced by Tony Graziani... Returned to action to complete 20-of-28 passes for 297 yards with two TDs vs. IND (12/13), also ran for one TD... Topped 300 yards for the first time as a Falcon with 345 yards on 19-of-28 with two TDs at NO (12/13)... Helped team to first NFC West title in 18 years with two TDs and no INTs at DET (12/20)... Completed 3-of-3 passes for 118 yards with a pair of scores vs. MIA (12/27) to continue club streak of 26 straight games with a TD pass before leaving with sprained back... Completed 13-of-19 passes for 169 yards in Divisional Playoff win vs. SF (1/9/99)... In NFC Championship at MIN (1/17) threw for 340 yards with three TDs and a 70-yard long while completing 27-of-43 passes. Threw game-tying TD pass with :57 left and completed 3-of-3 passes for 56 yards to position for 38-yard game-winning FG in OT...

2002 Chicago Bears

The Players

Completed 19-of-35 passes for 219 yards with one TD and three INTs in Super Bowl XXXIII vs. DEN (1/31/99). **1997** - Named to first career Pro Bowl in first season in Atlanta, completing 202-of-342 passes for 2,692 yards with 20 TDs and only seven INTs in 14 starts despite an injury-riddled first half of the season... Led Atlanta to a 6-2 record while remaining healthy over the last eight games of the season... Threw 12 TDs and just three INTs during second half surge... Finished second in passer rating in NFL with a then career-best 95.1 mark and was tops in league in red zone efficiency with 13 TDs and no INTs... Ranked first also in Red Zone passer rating at 121.1 and completion percentage at 68.4%... Threw a TD pass in 12 consecutive games... Completed over 60% of passes and passed for 200 yards or more in eight of 14 starts... Left game in second quarter vs. CAR (9/7) with mild concussion... Returned to start vs. OAK (9/14) and tossed 16-of-25 passes for 199 yards and two TDs but had to leave in third quarter with a bruised sternum... Served as third QB at SF (9/21)... Completed 12-of-22 passes for 137 yards with two TDs and one INT the next week vs. DEN (9/28) before suffering high ankle sprain in fourth quarter... Started at NO (10/12) the next week and connected on 10-of-22 passes for 117 yards and one TD... Completed 15-of-30 for 230 yards with two TDs vs. SF (10/19) but left game in fourth quarter with mild concussion... Did not play at CAR (10/26)... Started strong second half of the season the next week vs. STL (11/2), completing 19-of-32 passes for 276 yards with two TDs and one INT... Threw for 232 yards with one TD on 20-of-32 passes with one INT at STL (11/16)... Threw two TDs vs. NO (11/23) on 17-of-26 passing for 211 yards... Traded for the second time in his career when Houston sent him to Atlanta (2/24) for the Falcons' fourth (WR Derrick Mason) and sixth round (traded to New Orleans) picks in 1997. **1996** - Started 12 games in his final season with Houston, completing 184-of-320 passes for 2,099 yards with 16 TDs and 11 INTs... Performed at his best in the clutch, posting 10 of his 16 TD passes on third down... Tossed three TDs against the Jaguars, Saints, and two each vs. the Ravens, Bengals, and Dolphins... Completed less than 55% of his passes in just one contest. **1995** - In 13 games as a starter in his first season with Houston, enjoyed then personal-bests in TDs with 17 and completion percentage at 63.2... His 352 yards passing at CIN (9/24) was the first 300-yard passing game by an Oiler since Warren Moon in 1993... His QB rating of 87.8 was third highest in AFC behind Dan Marino (MIA) and Jim Harbaugh (IND) and he had a streak of 125 straight passes without an INT... Signed with the Oilers as a free agent (3/10). **1994** - His lone season with the Los Angeles Rams included six starts and 12 overall appearances... Posted a solid QB rating of 93.8, the highest of his career at that time... Collected a 149.1 passer rating versus the LA Raiders (11/13) by completing 10-of-11 passes for 171 yards and TD before leaving game with a sprained ankle... Signed with the Rams as a free agent (5/6). **1993** - Played for the Cardinals in four games with two starts in a back-up role to Steve Beuerlein... Hit 27-of-46 for 214 yards in a loss at DAL (11/14). **1992** - Established then career-highs for passing attempts (413) and completions (245) during his first full season with Phoenix, starting 13 of 15 games played for the Cardinals... Posted eight games over 200 yards passing... Began the year by completing 84 consecutive passes without an INT... Set personal bests that stood until 2001 by throwing 28 completions for 383 yards at DAL (9/20)... Had his INT streak snapped the next game vs. WASH (10/4) when he threw two INTs. **1991** - Started the season by playing six games with Tampa Bay before being claimed off waivers by Phoenix... Appeared in the final three games of the campaign for the Cardinals, including two starts... Placed on waivers by the Bucs (11/5) and claimed by the Cards the next day. **1990** - Saw limited action in his only complete season with the Buccaneers, appearing in seven games with three starts... Acquired by Tampa Bay from Indianapolis via trade during training camp (8/7) for the first overall draft selection in 1992 (used by the Colts to pick Steve Emtman). **1989** - Started the first three games of the season in his second year with the Colts... Completed 34-of-65 passes for 466 yards, two TDs and two INTs over the first two weeks of the season... Suffered season-ending knee injury in Week 3 vs. ATL (9/24). **1988** - As a rookie with the Colts, unseated Jack Trudeau in his first season and earned All-Rookie honors with 1,619 yards as the youngest starting QB in the NFL in 1988... Earned his first starting assignment after three games, leading Indy to a 9-4 record while serving as the starter for the rest of the season... The nine victories were the most by a Colt QB since Bert Jones (10 wins in 1977)... Drafted in the third round (76th overall) by Indianapolis.

COLLEGE: At the University of Washington, he started 26 consecutive games and finished third in school history in total offense with 4,442 yards and TD passes with 32... Capped off a consistent college career that included ten 200-yard passing days by being honored as the Offensive Player-of-the-Game at the Senior Bowl... Led the Huskies to the Independence Bowl his final season with 1,739 yards passing and 11 TDs... As a junior, set a school record with 20 TDs and tied an NCAA record with four second-quarter TD passes in a game vs. Stanford while leading UW to an 8-3-1 record and a berth in Sun Bowl... Showed his leadership qualities early in college as he guided the Huskies of Don James to a 20-17 victory in the Freedom Bowl as a sophomore in only his fourth collegiate start.

2002 Chicago Bears

The Players

PERSONAL: All-around athlete at Everett H.S. in football (49 TDs and 2,000 yards passing), basketball (21.5 ppg to lead the conference) and baseball (batting .425 as a catcher)... Also earned letters in golf and track (a 6-4 high jumper)... Scratch golfer who was invited to play in the annual Isuzu Celebrity Golf Classic at Lake Tahoe (spring of 97) and tied ex-Falcon QB Steve Bartkowski for 7th place (with a three-round total of 216), three shots off the lead... At the Neil Lomax Quarterback Shoot-Out, he won a long drive contest with a 331-yard tee shot... A Parade football all-America, he wasn't the first pro athlete in the family as his brother, Greg, was a catcher in the San Francisco Giants organization in 1978... His brother-in-law, Larry Stefanki, is the former tennis coach of John McEnroe and the current coach of Yevgeny Kafelnikov of Russia. Traveled to the French Open to visit Stefanki and take in some tennis in May of 1999... His father-in-law is former 17-year veteran 49ers QB John Brodie. Spent a great deal of 2001 offseason with Brodie recovering from a stroke suffered during the 2000 season... Christopher Mark Chandler was the ninth of ten children born to Forrest and Shirley. He received his first name by being delivered on Columbus Day... Chris has 17 nieces and nephews... He and wife Diane have three daughters: Ryann Mae (born in 1995), Skye (born in 1996), and Brynn (born in 1999)... Diane played college tennis at Southern California.

Chandler's Pro Stats

	Att	Cmp	Yds	Pct	Lg	TD	Int	Rate	Rush	Yds	Avg	Lg	TD	G-GS
1988 Indianapolis	233	129	1,619	55.4	54	8	12	67.2	46	139	3.0	29t	3	15-13
1989 Indianapolis	80	39	537	48.8	82t	2	3	63.4	7	57	8.1	23	1	3-3
1990 Tampa Bay	83	42	464	50.6	68t	1	6	41.4	13	71	5.5	18	1	7-3
1991 TB/Phoenix	154	78	846	50.6	45t	5	10	50.9	26	111	4.3	12	0	9-5
1992 Phoenix	413	245	2,832	59.3	72t	15	15	77.1	36	149	4.1	18	1	15-13
1993 Phoenix	103	52	471	50.5	27t	3	2	64.8	3	2	0.7	1	0	4-2
1994 LA Rams	176	108	1,352	61.4	72t	7	2	93.8	18	61	3.4	22	1	12-6
1995 Houston	356	225	2,460	63.2	76t	17	10	87.8	28	58	2.1	9	2	13-13
1996 Houston	320	184	2,099	57.5	63t	16	11	79.7	28	113	4.0	16	0	12-12
1997 Atlanta	342	202	2,692	57.7	56	20	7	95.1	43	158	3.7	19	0	14-14
1998 Atlanta	327	190	3,154	58.1	78t	25	12	100.9	36	121	3.4	19	2	14-14
1999 Atlanta	307	174	2,339	56.7	60t	16	11	83.5	16	57	3.6	14	1	12-12
2000 Atlanta	331	192	2,236	58.0	55	10	12	73.5	21	60	2.9	16	0	14-13
2001 Atlanta	365	223	2,847	61.1	94t	16	14	84.1	25	84	3.4	22	0	14-14
Career	3590	2083	25,948	58.0	94t	161	127	80.8	346	1241	3.6	29t	12	158-137

POSTSEASON

1998 Atlanta	97	59	728	60.8	70	4	4	80.6	9	52	5.8	12	0	3-3
Career	97	59	728	60.8	70	4	4	80.6	9	52	5.8	12	0	3-3

Chandler's Single Game Highs

Completions: 29 at GB (11/18/01)	TDs: 4, last at CAR (11/28/99)
Attempts: 50 at GB (11/18/01)	Interceptions: 4 at SD (10/28/90)
Yards Passing: 431 vs. BUF (12/23/01)	Long Pass: 94t vs. CAR (9/23/01)

Chris Chandler Game-by-Game

62-75 Overall Record as a Starter (2-1 Postseason)

Indianapolis Colts

1988	W/L	Opponent	Att	Com	Yds	Pct.	TD	Int	Sak/Yd	Lg
9/4	L	Houston		DNP						
9/11	L	Chicago		DNP						
9/19	L	at Cleveland	8	3	80	37.5	0	1	1/6	54
*9/25	W	Miami	18	10	110	55.6	0	1	4/19	19

2002 Chicago Bears

The Players

*10/2	L	at New England	26	14	172	53.8	1	1	2/8	48
*10/9	L	at Buffalo	11	7	71	63.6	0	0	2/15	20
*10/16	W	Tampa Bay	33	20	246	60.6	1	2	0/0	28
*10/23	W	at San Diego	17	9	123	52.9	0	3	0/0	24
*10/31	W	Denver	13	10	167	76.9	1	0	0/0	40
*11/6	W	N.Y. Jets	22	14	173	63.6	1	1	0/0	44
*11/13	W	at Green Bay	17	9	98	52.9	2	0	3/24	24
*11/20	L	at Minnesota	14	5	45	35.7	0	1	2/21	14
*11/27	W	New England	24	12	171	50.0	1	2	1/11	20
*12/4	W	at Miami	15	12	111	80.0	1	0	0/0	19
*12/10	L	at N.Y. Jets	4	0	0	0.0	0	0	0/0	-
*12/18	W	Buffalo	11	4	52	36.4	0	0	3/24	26
TOTALS	9-4		233	129	1619	55.4	8	12	18/128	54

Indianapolis Colts

1989	W/L	Opponent	Att	Com	Yds	Pct.	TD	Int	Sak/Yd	Lg
*9/10	L	San Francisco	32	14	200	43.8	1	1	1/10	33
*9/17	L	at L.A. Rams	33	20	266	60.6	1	1	0/0	82t
*9/24	W	Atlanta	15	5	71	33.3	0	1	2/7	28
10/1	W	at N.Y. Jets	INJURED RESERVE (Knee)							
10/8	W	Buffalo	INJURED RESERVE (Knee)							
10/15	L	at Denver	INJURED RESERVE (Knee)							
10/22	W	at Cincinnati	INJURED RESERVE (Knee)							
10/29	L	New England	INJURED RESERVE (Knee)							
11/5	L	at Miami	INJURED RESERVE (Knee)							
11/12	L	at Buffalo	INJURED RESERVE (Knee)							
11/19	W	N.Y. Jets	INJURED RESERVE (Knee)							
11/26	W	San Diego	INJURED RESERVE (Knee)							
12/3	L	at New England	INJURED RESERVE (Knee)							
12/10	W	Cleveland	INJURED RESERVE (Knee)							
12/7	W	Miami	INJURED RESERVE (Knee)							
12/24	L	at New Orleans	INJURED RESERVE (Knee)							
TOTALS	1-2		80	39	537	48.8	2	3	3/17	82t

Tampa Bay Buccaneers

1990	W/L	Opponent	Att	Com	Yds	Pct.	TD	Int	Sak/Yd	Lg
9/9	W	at Detroit	DNP							
9/16	L	L.A. Rams	13	7	90	53.8	0	0	1/15	35
9/23	W	Detroit	DNP							
9/30	W	at Minnesota	DNP							
10/7	L	at Dallas	DNP							
10/14	W	Green Bay	DNP							
10/21	L	Dallas	3	1	23	33.3	0	1	1/2	23
*10/28	L	at San Diego	26	13	148	50.0	1	4	4/29	68t
11/4	L	Chicago	DNP							
*11/11	L	at New Orleans	7	5	44	71.4	0	0	1/9	17
*11/18	L	at San Francisco	29	13	125	44.8	0	1	7/47	20
11/25	L	at Green Bay	DNP							
12/2	W	Atlanta	DNP							
12/16	W	Minnesota	1	1	10	100	0	0	0/0	10
12/23	L	at Chicago	4	2	24	50.0	0	0	1/1	15
12/30	L	N.Y. Jets	DNP							
TOTALS	0-3		83	42	464	50.6	1	6	15/103	68t

Tampa Bay Buccaneers

1991	W/L	Opponent	Att	Com	Yds	Pct.	TD	Int	Sak/Yd	Lg
9/1	L	at N.Y. Jets	DNP							
9/8	L	Chicago	3	2	24	66.7	1	0	1/8	15t
9/15	L	at Green Bay	DNP							
9/22	L	Buffalo	27	15	137	55.6	0	1	1/10	19

2002 Chicago Bears

The Players

* 9/29	L	at Detroit	26	10	64	38.5	0	1	1/12	13
10/6	W	Philadelphia	11	7	105	63.6	2	2	0/0	34
* 10/20	L	at New Orleans	31	17	211	54.8	1	2	6/38	35
* 10/27	L	Green Bay	6	2	16	33.3	0	2	1/8	12
TOTALS	0-3		104	53	557	51.0	4	8	10/76	35

Phoenix Cardinals

1991	W/L	Opponent	Att	Com	Yds	Pct.	TD	Int	Sak/Yd	Lg
11/3	L	at Dallas		INACTIVE						
11/10	L	N.Y. Giants		INACTIVE						
11/17	L	at San Francisco		INACTIVE						
11/24	L	Philadelphia		INACTIVE						
12/8	L	Washington	6	3	28	50.0	0	0	0/0	23
* 12/15	L	at Denver	32	15	194	46.8	1	0	5/36	45t
* 12/22	L	New Orleans	12	7	67	58.3	0	2	2/22	19
TOTALS	0-2		50	25	289	50.0	1	2	7/58	45t

1991 TOTALS **0-5** **154** **78** **846** **50.6** **5** **10** **17/134** **45t**

Phoenix Cardinals

1992	W/L	Opponent	Att	Com	Yds	Pct.	TD	Int	Sak/Yd	Lg
9/6	L	at Tampa Bay	9	6	31	66.7	0	0	0/0	8
9/13	L	Philadelphia	29	17	211	58.6	2	0	5/44	46t
* 9/20	L	at Dallas	43	28	383	65.1	1	0	2/12	40
* 10/4	W	Washington	31	21	196	67.7	1	2	5/33	22
* 10/11	L	at N.Y. Giants	30	16	209	53.7	2	1	2/16	72t
* 10/18	L	New Orleans	30	19	218	63.3	2	0	2/24	25t
* 10/25	L	at Philadelphia	16	8	118	50.0	0	1	0/0	34
* 11/1	W	San Francisco	33	19	197	57.6	3	1	0/0	40
* 11/8	W	at L.A. Rams	30	21	224	70.0	0	0	1/8	50
* 11/15	L	at Atlanta	34	19	261	55.9	1	2	2/22	42
* 11/22	L	Dallas	7	5	38	71.4	1	0	1/13	18
11/29	L	at Washington		DNP						
* 12/6	L	San Diego	35	20	251	57.1	2	2	6/24	63t
* 12/12	W	N.Y. Giants	18	12	130	66.7	0	0	2/29	49
* 12/20	L	at Indianapolis	25	11	131	44.0	0	3	0/0	19
* 12/27	L	Tampa Bay	43	23	234	53.5	0	3	1/1	26
TOTALS	4-9		413	245	2832	59.3	15	15	29/226	72t

Phoenix Cardinals

1993	W/L	Opponent	Att	Com	Yds	Pct.	TD	Int	Sak/Yd	Lg
9/5	L	at Philadelphia	20	8	96	40.0	1	0	0/0	27t
9/12	W	at Washington		DNP						
9/19	L	Dallas		DNP						
9/26	L	at Detroit		DNP						
10/10	L	New England		DNP						
10/17	W	Washington		DNP						
10/24	L	at San Francisco		DNP						
10/31	L	New Orleans	17	7	40	41.2	0	1	3/20	21
* 11/7	W	Philadelphia	20	10	121	50.0	1	0	1/5	22
* 11/14	L	at Dallas	46	27	214	58.7	1	1	0/0	17t
11/28	L	at N.Y. Giants		DNP						
12/5	W	L.A. Rams		DNP						
12/12	L	Detroit		DNP						
12/19	W	at Seattle		DNP						
12/26	W	N.Y. Giants		DNP						
1/2/94	W	at Atlanta		DNP						
TOTALS	1-1		103	52	471	50.5	3	2	4/25	27t

2002 Chicago Bears

The Players

Los Angeles Rams

1994	W/L	Opponent	Att	Com	Yds	Pct.	TD	Int	Sak/Yd	Lg
9/4	W	Arizona	0	0	0	0.0	0	0	0/0	
9/11	L	at Atlanta	17	9	118	52.9	1	0	0/0	41t
9/18	L	San Francisco	15	9	87	60.0	0	0	0/0	19
*9/25	W	at Kansas City	21	13	207	61.9	1	0	1/5	72t
*10/2	L	Atlanta	10	6	42	60.0	0	0	1/8	12
10/9	L	at Green Bay	INACTIVE							
10/16	W	N.Y. Giants	0	0	0	0.0	0	0	0/0	
10/23	L	at New Orleans	17	7	74	41.2	0	1	1/5	18
*11/6	W	Denver	25	19	223	76.0	2	1	0/0	43
*11/13	L	L.A. Raiders	11	10	171	90.9	1	0	2/19	48
11/20	L	at San Francisco	INACTIVE							
11/27	L	at San Diego	INACTIVE							
12/4	L	New Orleans	13	9	86	69.2	0	0	0/0	18
*12/11	L	at Tampa Bay	34	18	199	52.9	2	0	1/1	29
*12/18	L	at Chicago	13	8	145	61.5	0	0	1/8	53
12/24	L	Washington	INACTIVE							
TOTALS	2-4		176	108	1352	61.4	7	2	7/46	72t

Houston Oilers

1995	W/L	Opponent	Att	Com	Yds	Pct.	TD	Int	Sak/Yd	Lg
*9/3	W	at Jacksonville	14	9	61	64.3	1	0	0/0	14
*9/10	L	Pittsburgh	30	15	176	50.0	0	2	4/38	35
9/17	L	Cleveland	DNP							
*9/24	W	at Cincinnati	26	23	352	88.5	4	0	1/2	58t
*10/1	L	Jacksonville	47	27	225	57.4	1	1	2/19	21
*10/8	L	at Minnesota	30	20	156	66.7	0	1	3/28	18
*10/22	L	at Chicago	38	24	296	63.2	2	0	2/15	42
*10/29	W	Tampa Bay	29	19	167	65.5	0	0	2/11	18
*11/5	W	at Cleveland	20	16	149	80.0	2	0	0/0	23t
*11/12	L	Cincinnati	26	12	155	46.2	0	1	2/12	33
*11/19	L	at Kansas City	38	19	189	50.0	2	3	0/0	40t
*11/26	W	Denver	26	18	280	69.2	3	0	0/0	36t
*12/3	L	at Pittsburgh	11	8	111	72.7	1	0	4/29	76t
*12/10	L	Detroit	21	15	143	71.4	1	2	1/19	30
12/17	W	N.Y. Jets	DNP							
12/24	W	at Buffalo	INACTIVE							
TOTALS	5-8		356	225	2460	63.2	17	10	21/173	76t

Houston Oilers

1996	W/L	Opponent	Att	Com	Yds	Pct.	TD	Int	Sak/Yd	Lg
*9/1	L	Kansas City	29	16	216	55.2	1	1	3/25	34t
*9/8	W	at Jacksonville	22	14	226	63.6	3	0	1/6	29
*9/15	W	Baltimore	27	16	162	59.3	2	0	1/8	29
*9/29	L	at Pittsburgh	42	24	207	57.1	1	2	2/14	29
*10/6	W	at Cincinnati	32	18	193	56.3	2	1	2/18	37
*10/13	W	at Atlanta	13	9	146	69.2	1	0	2/5	62t
*10/20	W	Pittsburgh	38	23	258	60.5	1	1	4/21	34t
*10/27	L	San Francisco	18	7	57	38.9	0	0	2/15	20
11/3	L	at Seattle	DNP							
*11/10	W	at New Orleans	21	13	173	61.9	3	1	1/12	42t
*11/17	L	Miami	27	15	167	55.6	2	1	2/3	18t
*11/24	L	Carolina	22	13	116	59.1	0	1	3/16	29
12/1	W	at N.Y. Jets	DNP							
12/8	L	Jacksonville	DNP							
*12/15	L	Cincinnati	29	16	178	55.2	0	3	2/10	26
12/22	W	at Baltimore	DNP							
TOTALS	6-6		320	184	2099	57.5	16	11	25/153	62t

2002 Chicago Bears

The Players

Atlanta Falcons

1997	W/L	Opponent	Att	Com	Yds	Pct.	TD	Int	Sak/Yd	Lg
*8/31	L	at Detroit	36	20	290	55.6	1	3	4/22	56
*9/7	L	Carolina	6	4	83	66.7	0	0	0/0	42
*9/14	L	Oakland	25	16	199	64.0	2	0	2/17	54
9/21	L	at San Francisco	THIRD QB							
*9/28	L	Denver	22	12	137	64.0	2	1	2/12	49
*10/12	W	at New Orleans	22	10	117	45.5	1	0	5/40	26
*10/19	L	San Francisco	30	15	230	50.0	2	0	2/14	53
10/26	L	at Carolina	DNP							
*11/2	W	St. Louis	32	19	276	59.4	3	1	2/11	33
*11/9	L	Tampa Bay	27	19	212	70.4	1	0	5/39	30
*11/16	W	at St. Louis	30	20	232	66.7	1	1	2/18	44
*11/23	W	New Orleans	26	17	211	65.4	2	0	5/34	41
*11/30	W	at Seattle	23	15	204	65.2	1	0	1/3	28
*12/7	W	at San Diego	23	10	115	43.4	1	1	1/7	22
*12/14	W	Philadelphia	21	12	210	57.1	1	0	5/35	47
*12/21	L	at Arizona	19	13	176	68.4	2	1	3/9	38t
TOTALS	7-7		342	202	2692	59.1	20	7	39/261	56

Atlanta Falcons

1998	W/L	Opponent	Att	Com	Yds	Pct.	TD	Int	Sak/Yd	Lg
*9/6	W	at Carolina	32	17	268	53.1	2	1	6/38	44
*9/13	W	Philadelphia	26	14	196	53.8	1	0	3/29	34
*9/27	L	at San Francisco	38	16	254	42.1	2	3	7/32	49
*10/4	W	Carolina	20	12	189	60.0	2	2	2/28	38
*10/11	W	at N.Y. Giants	27	14	266	51.9	2	0	2/13	55
*10/18	W	New Orleans	10	7	129	70.0	1	0	5/26	45
10/25	L	at N.Y. Jets	INACTIVE							
*11/1	W	St. Louis	26	12	236	46.2	2	1	2/9	62
*11/8	W	at New England	22	15	240	68.2	2	2	1/2	39
*11/15	W	San Francisco	21	12	198	57.1	1	0	3/14	78
*11/22	W	Chicago	27	18	272	66.7	2	0	4/23	31
11/29	W	at St. Louis	INACTIVE							
*12/6	W	Indianapolis	28	20	297	71.4	2	1	5/40	40
*12/13	W	at New Orleans	28	19	345	67.9	2	2	3/23	63
*12/20	W	at Detroit	19	11	146	57.9	2	0	4/23	28
*12/27	W	Miami	3	3	118	100.0	2	0	0/0	62
TOTALS	13-1		424	249	3882	58.1	29	16	54/352	78

*1/9	W	San Francisco	19	13	169	68.4	0	1	2/16	22
*1/17	W	at Minnesota	43	27	340	62.8	3	0	3/23	70
*1/31	L	vs. Denver	35	19	219	54.2	1	3	2/13	30
PLAYOFF TOTALS			97	59	728	60.8	4	4	7/52	70

Atlanta Falcons

1999	W/L	Opponent	Att	Com	Yds	Pct.	TD	Int	Sak/Yd	Lg
*9/12	L	Minnesota	30	17	290	56.7	1	0	2/12	46
9/20	L	at Dallas	DNP							
*9/26	L	at St. Louis	9	5	28	55.6	0	1	1/4	11
10/3	L	Baltimore	DNP							
10/10	W	at New Orleans	DNP							
*10/17	L	St. Louis	18	10	168	55.6	1	1	1/10	46
*10/25	L	at Pittsburgh	34	20	233	58.8	1	1	7/46	40
*10/31	W	Carolina	21	14	201	66.7	2	0	3/25	35
*11/7	L	Jacksonville	25	14	163	56.0	1	2	8/54	30
*11/21	L	at Tampa Bay	25	14	109	56.0	0	2	2/17	17
*11/28	L	at Carolina	42	24	315	57.1	4	0	4/36	58
*12/5	W	New Orleans	25	15	233	60.0	2	3	0/0	48t
*12/12	L	at San Francisco	18	8	95	44.4	0	1	3/21	36

2002 Chicago Bears

The Players

12/19	L	at Tennessee	DNP (Ribs/Shoulder)							
*12/26	W	Arizona	23	14	230	60.8	1	0	0/0	36
*1/3	W	San Francisco	37	19	306	51.3	3	0	0/0	60t
TOTALS	4-8		307	174	2339	56.7	16	11	31/225	60t

Atlanta Falcons

2000	W/L	Opponent	Att	Com	Yds	Pct.	TD	Int	Sak/Yd	Lg
*9/3	W	San Francisco	31	16	264	51.6	2	0	0/0	48t
*9/10	L	at Denver	22	9	128	40.9	1	0	4/23	35
*9/17	W	at Carolina	27	21	174	77.8	0	0	2/20	26
*9/24	L	St. Louis	35	21	255	60.0	1	2	7/39	37t
*10/1	L	at Philadelphia	34	14	151	41.2	0	1	2/17	25
*10/8	L	N.Y. Giants	12	8	89	66.7	0	1	1/9	30
*10/15	L	at St. Louis	30	18	220	60.0	2	1	3/22	28
*10/22	L	New Orleans	20	15	240	75.0	2	0	6/37	52t
*10/29	W	Carolina	29	19	191	65.5	0	2	1/7	23
*11/5	L	Tampa Bay	7	4	29	57.1	0	2	3/13	15
11/12	L	at Detroit	INACTIVE							
*11/19	L	at San Francisco	33	16	154	48.5	0	1	4/36	19
*11/26	L	at Oakland	12	7	97	58.3	0	1	3/17	49
12/3	L	Seattle	THIRD QB							
12/17	L	at New Orleans	10	4	81	40.0	0	1	1/5	55
*12/24	W	Kansas City	29	20	163	68.9	2	0	3/6	17t
TOTALS	4-9		331	192	2236	58.0	10	12	40/251	55

Atlanta Falcons

2001	W/L	Opponent	Att	Com	Yds	Pct.	TD	Int	Sak/Yd	Lg
*9/3	L	at San Francisco	11	11	121	61.1	0	0	2/14	27
*9/23	W	Carolina	14	11	244	78.8	2	1	1/4	94t
*9/30	W	at Arizona	28	20	286	71.4	3	0	2/18	79t
*10/7	L	Chicago	12	7	75	58.3	0	3	1/1	22
*10/14	L	San Francisco	36	19	268	52.8	2	1	2/14	47t
*10/21	W	at New Orleans	20	14	187	70.0	2	1	2/12	57t
*11/4	L	New England	20	8	95	40.0	1	1	6/32	19t
11/11	W	Dallas	INACTIVE							
*11/18	W	at Green Bay	50	29	352	58.0	2	2	3/17	27
*11/25	W	at Carolina	27	14	132	51.9	0	0	4/38	21
*12/2	L	St. Louis	18	14	123	77.8	0	1	1/0	24
*12/9	L	New Orleans	32	18	233	56.3	0	1	9/53	35
*12/16	L	at Indianapolis	39	23	249	58.9	2	0	6/41	21
*12/23	W	Buffalo	40	28	431	70.0	2	2	1/9	63t
*12/30	L	at Miami	11	7	51	63.6	0	1	1/8	15
1/6/02	L	at St. Louis	INACTIVE							
TOTALS	6-8		365	223	2847	61.1	16	14	41/261	94t

FORMULA for QB RATING

"Quarterback Rating" is the most complicated of the NFL's official statistics. The formula uses five factors: attempts, completions, gross yardage, touchdowns and interceptions. It was designed so that a score of 100 would be great with 90 being very good, 80 being good — similar to an A-B-C grading scale.

Here's the formula which works when entered into Microsoft Excel. Be careful, there are 196 characters which must be typed perfectly, without any spaces, in order for everything to calculate correctly:

$$= (\text{ROUND}(((\text{MAX}(\text{MIN}(2.375, ((\text{B1} * 100) / \text{A1}) - 30) * (0.05))), 0)) + (\text{MAX}(\text{MIN}(2.375, ((\text{D1} * 100) / \text{A1}) * (0.2))), 0)) + (\text{MAX}(\text{MIN}(2.375, ((\text{E1} * 100) / \text{A1}) - 9.5) * (-0.25))), 0)) + (\text{MAX}(\text{MIN}(2.375, ((\text{C1} / \text{A1}) - 3) * (0.25))), 0)) * 100) / 6, 1))$$

A1 = ATTEMPTS; B1 = COMPLETIONS; C1 = GROSS YARDS; D1 = TOUCHDOWNS; E1 = INTERCEPTIONS

2002 Chicago Bears

The Players



ROSEVELT COLVIN

Linebacker

6-3 245

September 5, 1977

Purdue

Bears season: 4 NFL Season: 4

Acquired in 4th round of 1999 draft

59

PRO CAREER: First Bears linebacker in 16 years to record double-digit sacks in a single season (Otis Wilson, 1985) with his career-high 10.5 sacks in 2001... Set personal bests in games played, starts, tackles and sacks for the second consecutive season in 2001... Began to show signs of his productive play in 2000 as a strong side linebacker and situational edge-rusher... Made the move to linebacker as a rookie under the instruction of Dale Lindsey after playing defensive end in college... Has continued to line up at rush end in passing situations throughout his pro career.

2001 SEASON: Became the first Bears player since Jim Flanigan (11) in 1995 to reach double-digit sack numbers as he led Chicago with a career-high 10.5 sacks... Also established career-highs with 79 tackles, 42 solos and three PDs while recording the first two INTs of his career... Did not start in Bears nickel package in season opener at BALT (9/9); totaled four tackles... Recovered fumble vs. MIN (9/23) and notched seven tackles... Posted season-high nine tackles at ATL (10/7); career-high 2.5 sacks and two PD... Recorded five tackles and one PD vs. ARIZ (10/14)... Registered four tackles, including two sacks, vs. CLE (11/4)... Returned first career INT eight yards at MIN (11/25) while adding one-half sack among two tackles... Delivered 1.5 sacks vs. DET (12/2) en route to equaling season-high nine tackles, including two for loss... Notched six tackles, including three solos and one TFL, vs. TB (12/16)... Took over team lead with two sacks at WASH (12/23) among his six tackles while forcing a fumble... Recorded seven tackles at DET (12/30), including one for loss and one sack; added FF... Passed the 10-sack barrier with one vs. JAX (1/6/02) while adding his second INT of the year (14-yd. return)... Contributed four tackles in Divisional Playoff loss vs. PHI (1/19/02).

Games played-started: 16-13

PREVIOUS SEASONS: 2000 - Demonstrated solid pass rushing abilities in his second NFL season while recording 48 total tackles and three sacks in 13 games including eight starts... Sack total ranked fifth on Chicago defense... Earned first career start on Opening Day at MIN (9/3) and made four tackles... Notched six tackles in start at TB (9/10), left game early with sprained MCL in his right knee... Inactive Week 3-5 due to knee injury... Returned to active lineup to play vs. NO (10/8)... Made impact in win vs. IND (11/5) with first sack of the season, forcing a fumble on the Colts' final series of the game... Started at rush end in Bears' nickel package at BUF (11/12)... Regained starting spot at strong-side backer in win vs. TB (11/19) and contributed six tackles... Played reserve role vs. NE (12/10), but recorded second sack of season... Put together breakthrough game at SF (12/17) with career-high 10 tackles, including seven solos, his third sack of the season and a FF... Recovered fourth-quarter fumble in final minute at DET (12/24) to set-up game-winning Paul Edinger field goal in season finale. **1999** - Saw action in 11 games and had 11 tackles (eight solos)... Registered two sacks in last five games of season... One of three Bears rookies to accumulate two sacks (Russell Davis, Warrick Holdman)... The trio became the first Chicago rookies to record multiple sacks since Alonzo Spellman in 1992... The last time three Bears rookies recorded multiple sacks in a season was 1972 (Osborne, Horton, Line)... Played in first three games of season, earning first career tackle vs. SEA (9/19)... Inactive Weeks 4-6... Recorded three tackles at WASH (10/31) and also blocked 53-yard FG attempt... Inactive Week 11 at SD (11/21)... Recorded three tackles and first career sack (eight yards) on Thanksgiving Day at DET (11/25)... Talled another three tackles and eight-yard sack vs. DET (12/19)... Concluded preseason tied for NFL lead with four sacks, including three at PIT (8/13)... Drafted in the fourth round (111th overall) by Chicago.

COLLEGE: Three-year starter for Boilermakers, including first team all-Big Ten honors after senior season, second team all-Big Ten after junior year, and honorable mention all-Big Ten after sophomore season... Ranked second in Purdue history with 61 tackles for loss (272 yards in losses)... 33.5 career sacks in 36 career starts... Led team and set Purdue single-season record with 15 sacks as

2002 Chicago Bears

The Players

senior... Also led team with 21 tackles for 109 yards in losses... Intercepted one pass and broke-up five others... Tied for team-high with three fumble recoveries... Ranked fourth in Big Ten with 12.5 sacks (77 yards lost) as junior... Fourth on squad with 22 tackles for loss (100 yards lost)... Led defensive line with 71 total tackles (35 solo), one blocked kick, two FFs and one pass broken-up... Twice had double digit tackles, including career-high 12 at Iowa... Won Purdue's Pit Bull Award after spring practice... As a sophomore, tied for third in conference in TFLs (18 for 63)... Won Boilermakers' Newcomer Award... Led team with six sacks (33 yards lost)... Played special teams in final nine games of freshman season... Majored in industrial technology.

PERSONAL: First team all-state, all-Marion County, all-metro and *Indianapolis News* Defensive Player-of-the-Year as senior at Broad Ripple H.S. in Indianapolis... Set school record with 219 tackles and 126 solos senior year... Second-team all-state as junior... Also played basketball, averaging 14.4 points and 15 rebounds senior year... National Honor Society member and four-year Honor Roll student who graduated in top nine percent of class... Roosevelt Colvin III is the youngest of two children... He is married and has two children, one boy and one girl.

Colvin's Pro Stats

	Int-Yds	Tkls-Solo	FF	FR	PD	Sack-Yds	G-GS
1999	0-0	11-8	0	0	0	2-16	11-0
2000	0-0	48-27	2	1	0	3-33	13-8
2001	2-22	79-42	2	1	3	10.5-64	16-13
Career	2-22	138-77	4	2	3	15.5-113	40-21

Also: Blocked field goal at WASH (10/31/99).

POSTSEASON

2001	0-0	4-3	0	0	0	0-0	1-1
Career	0-0	4-3	0	0	0	0-0	1-1

Colvin's Single Game Highs

Tackles: 10 at SF (12/17/00)

Sacks: 2.5 at ATL (10/7/01)

Solo: 7 at SF (12/17/00)

Interceptions: 1, last vs. JAX (1/6/02)

PACESSETTERS

Notable Bears First Three Season Tackle Totals

Player	1st Year-Tkls	2nd Year-Tkls	3rd Year-Tkls	3-Year Total
Tony Parrish	1998-111	1999-124	2000-101	336
Doug Plank	1975-123	1976-132	1977-71	326
Brian Urlacher	2000-165	2001-148	Two-year total-313	
Mark Carrier	1990-122	1991-93	1992-89	304
Mike Singletary	1981-72	1982-71	1983-148	291
Gary Fencik	1976-15	1977-133	1978-130	278
Dan Hampton	1979-70	1980-73	1981-68	211
Mike Brown	2000-118	2001-86	Two-year total-204	
Wilber Marshall	1984-19	1985-78	1986-105	202
William Perry	1985-31	1986-84	1987-55	170
Dave Duerson	1983-49	1984-32	1985-64	145
Otis Wilson	1980-15	1981-81	1982-40	136
Richard Dent	1983-12	1984-39	1985-38	89

2002 Chicago Bears

The Players



DAMION COOK

Tackle

6-6 343

April 16, 1979

Bethune-Cookman

Bears season: 2 NFL Season: 2

Acquired as waived free agent in 2001

76

PRO CAREER: Gained on-field experience during past this offseason as the starting left tackle for the F.C. Barcelona Dragons of NFL Europe... Spent rookie season of 2001 learning to play on the offensive line after spending his entire college career as a defensive lineman.

2001 SEASON: Member of the Bears' active roster for the final 14 games of the regular season, plus the playoff contest... Signed by Chicago (9/28) from Baltimore's practice squad... Designated as a gameday inactive for all 15 games after he joined the Bears... Originally signed by the Ravens as undrafted rookie free agent (4/27/01). **Games played-started: 0-0**

COLLEGE: Started 30 of 32 games over his final three seasons as a Wildcat... Finished career with 81 tackles, two fumble recoveries and 10 sacks... Also saw action as second tight end in double tight-end formations... Ended 2000 senior campaign having started 10 games, finishing with 31 tackles, 3.5 sacks and a fumble recovery... Started all 11 games as a junior in 1999, collecting 26 tackles and 3.5 sacks... Started every contest as a sophomore in 1998, recording 24 tackles and three sacks with one fumble recovery... Blocked a field goal, recovering the ball and returning it 63 yards to set up a TD vs. Virginia State... Appeared in all 11 games, playing mostly on special teams, as a freshman in 1997... Majored in hospitality management.

PERSONAL: Graduated from American Heritage H.S. in Ft. Lauderdale as a first-team all-Broward County selection... Full name is Damion Lamar Cook.

RULES of INSTANT REPLAY

A "buzzer system" will be used to signal the call for a replay. Before the final two minutes, the head coach will buzz the referee and replay booth that he challenges a play and wants a review. Within the final two minutes and OT, the booth will buzz the ref. The head coaches will wear a belt pack containing a buzzer. When pressed, the buzzer will simultaneously signal the referee, umpire, and replay booth that a replay is being requested. If the buzzer is not working, the coach needs to throw a flag onto the field to signal his request for replay.

There will be three replay monitors at field level in open-air stadiums. Two will be positioned at opposite 20-yard lines near the sideline wall. A third will be in the runway, for use if the weather is inclement. Two monitors will be in domed stadiums.

COACHES CHALLENGE: Outside of the final two minutes of each half, each team will be permitted two challenges per game that will initiate referee reviews. Each challenge will cost a team a time-out. If a challenge is upheld, the time-out will be restored, but the challenge will not. No challenges will be recognized from a team that has exhausted its time-outs.

FINAL TWO MINUTES OF EACH HALF: After the two-minute warning of each half, and throughout any overtime period, any referee review will be initiated by the replay assistant in the replay booth in the press box. He can initiate as many review requests as he thinks necessary, no matter how many time-outs the teams have. No time-out will be charged for a review initiated from the replay booth.

REFEREE REVIEW: All replay reviews will be conducted by the referee on a field-level monitor after consultation with the other covering officials on the play. A decision will be reversed only when the referee has "indisputable visual evidence" that the call should be changed. The referee cannot initiate a replay review in any instance.

TIME LIMIT: Reviews will be a maximum of 90 seconds, timed from when the referee puts on the head phones to the replay booth.

REVIEWABLE PLAYS: The instant replay system will cover a variety of plays in three main areas—1) sideline, goal line, end zone, and end-line plays; 2) passing plays; and 3) other detectable infractions, such as a runner ruled down not by defensive contact, and the number of players on the field.

2002 Chicago Bears

The Players



PHILLIP DANIELS

Defensive End

6-5 288

March 4, 1973

Georgia

Bears season: 3 NFL Season: 7

Acquired as unrestricted free agent in 2000

93

PRO CAREER: Improved on solid first campaign with Chicago by establishing a new career-high in tackles for the second consecutive year in 2001... Also set a new career-high with 10 PDs while equaling his previous career-best of nine sacks... Now has 127 tackles and 15 sacks in Chicago with 55 coming in 2000 before he lost the final two games of that season to injury... Joined Bears as an unrestricted free agent (2/12/00) after spending his first four NFL years in Seattle compiling career totals of 138 tackles, 21.5 sacks, five FFs and three fumble recoveries while starting 41 of 60 games... Led Seahawks with career-high nine sacks in 1999.

2001 SEASON: Started all 16 games for the second time in the last three seasons... Ranked second on Bears with nine sacks and tied for team lead with eight TFLs while tying for team lead with three FFs... Tied for d-line lead with career-high 72 tackles and second on d-line with 10 PDs... Started season opener at BALT (9/9) and posted four tackles, including two TFLs... Recorded two sacks of Daunte Culpepper and a FF vs. MIN (9/23)... Sack and TFL highlighted five tackles at ATL (10/7), while FF led to Urlacher's 90-yard TD return; one PD... Posted five tackles vs. ARIZ (10/14); added two PDs... Notched two tackles, including one solo and one TFL, vs. SF (10/28); added one PD... Led Bears with career-high eight tackles, including fourth sack, vs. CLE (11/4); one PD... Recovered fumble at TB (11/18) and led d-line with six tackles, including one TFL and one sack... Wrapped up sixth sack among four tackles at MIN (11/25); PD led to INT by Colvin... Tied for lead on d-line vs. DET (12/2) with five tackles, despite missing time due to eye and neck injuries... Delivered seven tackles, including his seventh sack, at GB (12/9)... Co-leader in tackles among d-linemen at WASH (12/23) with five, including eighth sack; recovered first quarter fumble... Broke through for his ninth sack of season among five tackles at DET (12/30); also forced a fumble... Led defensive line with four tackles vs. JAX (1/6/02) while adding season-high three PDs... Made postseason debut in Divisional Playoff loss vs. PHI (1/19/02) making four tackles. **Games played-started: 16-16**

PREVIOUS SEASONS: 2000 - Exploded out of the gates in early action with Bears, picking up four sacks in the first five games of the season, on his way to being Chicago's second leading sack artist with six... Started the first 14 games before having season ended by a high right ankle sprain... Ranked in Chicago's top 10 for the season with a career-high 55 total tackles, including 29 solos... Recorded three tackles, including one sack, at MIN (9/3) in Bears debut... Recorded second sack in as many games at TB (9/10) en route to six tackles... Notched fourth sack in win at GB (10/1) and caused incompleteness on crucial last play with QB hit... Clutch play continued with fumble recovery vs. IND (11/5) on final series to clinch win and fifth sack... Started game at BUF (11/12) at left end of Bears' nickel package en route to season-high seven tackles... Wrapped up sixth sack vs. TB (11/19)... Start vs. NE (12/10) was last of season after injuring his right ankle on the third play of the game... Placed on Injured Reserve on Nov. 13 due to a high right ankle sprain. **1999** - Started all 16 games for first time in career, increasing sack total for fourth straight season... Totaled career-high nine sacks to lead team... Also recorded 45 tackles, one FF and two PDs... Collected first sack of season in opener vs. DET (9/12)... Registered sixth multiple-sack game of career with two sacks vs. BUF (10/24)... FF and claimed another sack vs. CIN (11/7)... Recorded five tackles (four solo) vs. TB (11/28), including one sack... Finished with career-high six solo stops and two sacks at DEN (12/19), marking the seventh multiple-sack game of career... Started at defensive end in Wild Card Playoff vs. MIA (1/9/00) and totaled five tackles. **1998** - Started 15 of 16 games and collected 48 tackles and 6.5 sacks... Also forced three fumbles, recovered two fumbles and recorded one pass defense... Earned first of three multi-sack performances vs. PHI (9/6) with 1.5 sacks while helping defense limit Eagles to just 174 yards in total offense... Did not start vs. DEN (10/11) with strained neck, but did play... Totaled two sacks vs. OAK (11/1) while leading d-line with five tackles and one FF... Recorded sack and FF on same play vs. TEN (11/29)... Forced third fumble of season vs. IND (12/20) which Shawn Springs returned 14 yards for game-winning TD... Talled 1.5

2002 Chicago Bears

The Players

sacks in finale at DEN (12/27). **1997** - Saw action in 13 contests with 10 starts at right end... Earned starting spot in preseason... Opened first four games before injuring knee vs. SD (9/21)... Totaled 34 tackles, five tackles-for-loss and four sacks... Recorded first multi-sack game of career at IND (9/14) with two sacks... Forced fumble vs. SD (11/9) that was recovered by Michael Sinclair for TD... Played but did not start at OAK (12/14) after returning to Seattle for birth of daughter the night before. **1996** - Played 15 games as reserve defensive end and special teams performer... Credited with 11 defensive tackles and 13 special teams stops... Also tallied two sacks, one fumble recovery and a pass defense... Inactive vs. JAX with knee injury... Drafted in fourth round (99th overall) by Seattle.

COLLEGE: Four-year letterman and three-year starter for Bulldogs... Ended career with 244 tackles, 18 tackles-for-loss and 12 sacks... Started at defensive end as senior, linebacker as junior and defensive tackle as sophomore... Totaled 82 tackles in senior season... Collected career-high 87 tackles as junior and tied for team-lead with five sacks... One of only three true freshmen to letter in 1992, playing outside linebacker... Majored in social work.

PERSONAL: All-state honorable mention at Seminole County (Donalsonville, Ga.) H.S.... Started at QB, along with playing linebacker and kicking... Led team to state playoffs as senior... Had 60 tackles and an INT on defense, while passing for 984 yards and rushing for 984 more... Also lettered in basketball and baseball... Georgia High School All-Star Game participant... Started competing in power lifting competitions during 1998 offseason... Placed first at Florida State Championships and the Oregon State Push-Pull Championship in 1999 offseason... Phillip Bernard Daniels is the only son of Georgia Collier... He and wife Leslie have three children; two daughters, Dakiya and Damara and one son, Davaris.

Daniels' Pro Stats

	Int-Yds	Tkls-Solo	FF	FR	PD	Sack-Yds	G-GS
1996 Seattle	0-0	11-9	0	1	1	2-14	15-0
1997 Seattle	0-0	34-24	1	0	1	4-15	13-10
1998 Seattle	0-0	48-34	3	2	1	6.5-32.5	16-15
1999 Seattle	0-0	45-38	1	0	2	9-59	16-16
2000 Bears	0-0	55-29	0	1	3	6-38	14-14
2001 Bears	0-0	72-32	3	2	10	9-59	16-16
<i>Bears Totals</i>	<i>0-0</i>	<i>127-61</i>	<i>3</i>	<i>3</i>	<i>13</i>	<i>15-97</i>	<i>30-30</i>
Career	0-0	265-166	8	6	18	36.5-217.5	90-71

POSTSEASON

2001 Bears	0-0	4-3	0	0	0	0-0	1-1
Career	0-0	4-3	0	0	0	0-0	1-1

Daniels' Single Game Highs

Tackles: 8 vs. CLE (11/14/01)

Sacks: 2, last vs. MIN (9/23/01)

GETTING TO HALAS HALL AT CONWAY PARK

FROM THE LOOP - Take 90/94 (Kennedy Expressway) west to 94 north (Edens Expressway). Continue on 94 (the "spur"), which becomes the Tri-state Tollway. Exit at Town Line Road (IL Route 60) and turn right (east). Take a left at the first light, which is Field Drive. (The next light is Field Court; you can also make a left there and proceed around its bend until it merges with Field Drive). Drive about 1.2 miles north along Field Drive. Turn gently right onto Football Drive (the last road on your right) and proceed to the entry gate.

FROM O'HARE AIRPORT - Take 294 (the Tri-state Tollway) north. Exit at Town Line Road (IL Route 60), turn right (east), and proceed as directed with underlined text, above.

2002 Chicago Bears

The Players



JOHN DAVIS

Tight End

6-4 264

May 4, 1973

Emporia State

Bears season: 2 NFL Season: 6

Acquired as waived free agent in 2001

82

PRO CAREER: Veteran tight end joined Chicago last season near the end of training camp after being waived by Minnesota, quickly settling into the second tight end position... Chicago is his third team from the old NFC Central... Started career-high nine games in 2000, his only campaign with the Vikings... Played his first three years with Tampa Bay, catching his first TD vs. JAX (11/15/98)... His team has qualified for the postseason in four of his five NFL seasons, while he has appeared in a total of six playoff games.

2001 SEASON: Signed with Bears as a free agent (8/14) and appeared in final two preseason games... Started Games 3-4 in place of an injured Fred Baxter while starting Games 5-6, 8, 10, 12 and the playoff game in multiple-tight end sets... Appeared as reserve tight end Games 1-2, 7, 9, 11, 13-16... Started for injured Baxter at ATL (10/7) and caught two passes for nine yards... Caught season-high three passes for 26 yards in start vs. ARIZ (10/14); long play of 14 yards... Hauled in four-yard reception vs. SF (10/28) on fourth-and-three from the 49ers' eight-yr line with 48 seconds to play in regulation to setup game-tying, OT-forcing TD; hauled in two passes for 11 yards overall... Caught eight-yard pass vs. TB (12/16)... Hauled in five-yard pass vs. JAX (1/6/02).
Games played-started: 16-7

PREVIOUS SEASONS: 2000 - During only season in Minnesota, ranked sixth on Vikings with 17 catches, second among Vikings tight ends while starting team-high nine games at tight end... Caught two passes for 31 yards vs. CHI (9/3) including a long of play 22 yards and Daunte Culpepper's first career completion in season-opener... Notched season-high receiving output with 42 yards vs. MIA (9/10) with a season-long 37-yard play in only his second game as a Viking... Season-high four catches at DET (10/1)... Caught first TD as a Viking on a 26-yard strike from Culpepper vs. TB (10/9) on Monday Night Football against his old teammates... Caught three passes for 28 yards with a long of 18 yards vs. CAR (11/19)... Inactive for Thanksgiving Day game at DAL (11/23). **1999** - Played in 16 regular-season games and both playoff contests for Tampa Bay... Ended season with two catches for seven yards and a TD... First catch of season was one-yard TD at NO (11/7)... Had six-yard catch vs. ATL (11/21)... Notched his first playoff catch and TD with game-winning two-yard score on a third-and-one play vs. WASH (1/15/00)... Saw time at tight end and on special teams in NFC Championship at STL (1/23/00). **1998** - Played in all 16 games for the Buccaneers, seeing time as a reserve tight end and on special teams... Caught a pair of passes for 12 yards and his first career TD... Had a tackle on special teams... Caught an 11-yard pass vs. NYG (10/4), his first catch of the season... Had first career TD on a one-yard pass from Dilfer at JAX (11/15). **1997** - Appeared in eight games for the Bucs, starting two games at tight end... Caught all three passes in the final four games of the season... Inactive for first eight games... Saw time in both playoff games for the Bucs... Saw first NFL game action at IND (11/2) on special teams... Caught first career pass at NYG (11/30)... Made first career start at TE vs. NYJ (12/14), catching a 16-yard pass in the game... Started vs. CHI (12/21) and had another 16-yard catch... Saw limited time on special teams in the playoffs... Caught a pass for no gain in Divisional Playoff game at GB (1/4/98) on a fake field goal attempt, catching the pass from holder and former Bear Steve Walsh... Gained valuable on-field experience prior to the '97 NFL season playing for the Amsterdam Admirals of the WFL during the spring and summer, catching 18 passes for 217 yards and one TD. **1996** - Signed with New Orleans as a free agent (6/3) but was cut during training camp (8/12)... Spent the season as a free agent. **1995** - Suffered an ankle injury in the preseason with Dallas and went through the first half of the season on Injured Reserve... Waived by the Cowboys (10/31) from IR and spent the rest of the season as a free agent. **1994** - Spent the entire season on the Cowboys practice squad after signing with the team (8/31) three days after being waived at the close of training camp... Drafted in the fifth round of the supplemental draft by Dallas.

2002 Chicago Bears

The Players

COLLEGE: Split time between TE and RB during college career at Emporia State... Had 624 yards on 128 carries (4.9 avg.) with seven TD and added 13 catches for 172 yards and two TDs... Honorable mention all-Mid America Intercollegiate Athletic Association... Transferred to Emporia State from Cisco (Texas) Junior College.

PERSONAL: Lettered in football, basketball and track at Jasper (Texas) H.S... Helped set a national record in 4x100 meter relay with a time of 39.9 seconds... Born in Jasper, Texas... The youngest of three brothers... He and wife Theresa have one daughter: Jayden.

Davis' Pro Stats						
	Rec	Yds	Avg	LG	TD	G-GS
1997 Tampa Bay	3	35	11.7	16	0	8-2
1998 Tampa Bay	2	12	6.0	11	1	16-0
1999 Tampa Bay	2	7	3.5	6	1	16-0
2000 Minnesota	17	202	11.9	37	1	15-9
2001 Bears	11	68	6.2	14	0	16-7
Career	35	324	9.3	37	3	71-18
POSTSEASON						
1997 Tampa Bay	1	0	0.0	0	0	1-0
1999 Tampa Bay	1	1	1.0	1t	1	2-0
2000 Minnesota	0	0	0.0	-	0	2-0
2001 Bears	0	0	0.0	-	0	1-1
Career	2	1	0.5	1t	1	6-1
Davis' Single Game Highs						
Receptions: 4 at DET (10/1/00)			Long rec: 37 vs. MIA (9/10/00)			
Rec. yards: 42 vs. MIA (9/10/00)			Receiving TDs: 1, last vs. TB (10/9/00)			

PLAYOFF PAYOUT\$

Under terms of the Collective Bargaining Agreement, compensation for the 2002-03 post-season has been increased to the following: The Conference Champs and Super Bowl loser's share increased \$500. The Super Bowl, First Round and Division Playoff games each remained the same.

First Round (division winner) ..\$17,000
 First Round (wild card)\$12,500
 Division Playoff Game\$17,000

Conference Championship ..\$35,000
 Super Bowl Winner\$63,000
 Super Bowl Loser\$35,000

2002 Chicago Bears

The Players



KEVIN DOGINS

Center

6-1 310

December 7, 1972

Texas A&M-Kingsville

Bears season: 2 NFL Season: 6

Acquired as waived free agent in 2001

73

PRO CAREER: Veteran offensive lineman provides depth at guard and center... Signed by Chicago as an unrestricted free agent during the offseason (6/22/01)... Versatile lineman had the most productive season of his career in 1999 when he set career-highs with 10 games played and five starts... Spent the first five years of his NFL career with Tampa Bay after spending his rookie training camp with Dallas.

2001 SEASON: Participated predominantly on special teams Games 1-16... Played at right guard after Chris Villarrial went out with injury vs. CLE (11/4)... Subbed in at left guard after Rex Tucker went out with injury vs. JAX (1/6/02)... Appeared on special teams in the Divisional Playoff vs. PHI (1/19/02).
Games played-started: 16-0

PREVIOUS SEASONS: 2000 - Did not see any game action in his fourth season with Tampa Bay... Was on the Buccaneers active roster for the regular season finale. **1999** - Played in 10 games, starting the final five regular-season contests at LG... Replaced injured center Tony Mayberry at PHI (9/19)... Replaced injured Frank Middleton on first drive vs. DEN (9/26)... Subbed for Mayberry at DET (10/31)... Promoted to starting LG slot in Monday Night Football win vs. MIN (12/6)... Retained the starting nod through the regular season, culminating at CHI (1/2/00)... Did not play in divisional playoff win vs. WASH (1/15/00), but saw action in NFC Championship at STL (1/23/00). **1998** - Appeared in six games, starting the final four at LG... Replaced usual starter Jorge Diaz during season's final month after Diaz suffered a broken left foot at CHI (11/29)... Helped Buccaneer O-line maintain high level of play over last four weeks, as team averaged 155.5 rushing yards per game and allowed less than two sacks per contest... Did not play in first two contests but saw first reserve action vs. CHI (9/20), appearing on special teams... Subbed at center late in the game vs. NYG (10/4)... Dressed but did not play for next seven contests... Made first NFL start on Monday Night Football vs. GB (12/7), filling in for Diaz at LG and playing all but three snaps... Made second consecutive start at LG in win vs. PIT (12/13)... Opened at LG at WASH (12/19) and helped running game amass 150 yards... Also started season finale at CIN (12/27) and opened holes for 223-yard rushing attack, the Bucs' second-best total of the season. **1997** - Declared a pre-game inactive in 14 regular-season contests and dressed but did not play in the remaining two games... Saw first action of season in playoff game at GB (1/4) when starting center Tony Mayberry who was forced out of game due to lower back spasms. **1996** - Signed to Cowboys' roster as college free agent in spring, then released during pre-season (8/19)... Signed to Bucs' practice squad (8/27) where he spent the next 15 weeks... Moved to Tampa Bay's active roster (12/17) after Jim Payne suffered broken left leg at MIN (12/15)... Active for season finale vs. CHI (12/22) and saw first NFL action as center... Originally signed by Dallas as an undrafted free agent.

COLLEGE: Four-year letterman and three-time all-conference first-team honoree at Texas A&M-Kingsville... Earned third consecutive berth on all-Lone Star Conference first team as a senior... Also was consensus Division II all-America choice after helping Javelinas roll up 450.2 yards per game... As a junior was a CoSIDA Division II all-America first-teamer and a first-team all-conference choice... Also earned first-team all-conference accolades as sophomore and was Division II Freshman all-America selection by Football Gazette... Majored in sociology.

PERSONAL: Lettered as a prep at Rice H.S. in Eagle Lake, Texas... As a senior, list of honors included all-conference, all-district, all-Greater Houston and all-America... Involved in a celebrity golf tournament to benefit ovarian cancer research during the offseason... He and his wife have one daughter.

Dogins' Pro Stats

Games-Starts: 33-9 - 1996 Tampa Bay (1-0), 1997 Tampa Bay (0-0), 1998 Tampa Bay (6-4), 1999 Tampa Bay (10-5), 2000 Tampa Bay (0-0), 2001 Bears (16-0).

POSTSEASON

Games-Starts: 3-0 - 1997 Tampa Bay (1-0), 1999 Tampa Bay (1-0), 2001 Bears (1-0).

2002 Chicago Bears

The Players



PAUL EDINGER

Kicker

5-8 168

January 17, 1978

Michigan State

Bears season: 3 NFL Season: 3

Acquired in 6th round of 2000 draft

2

PRO CAREER: Ranks as the most accurate kicker in Bears history after increasing his career FG percentage to 81.0 in 2001, the highest lifetime percentage of all Bears kickers with 25 or more attempts... With a team-high 112 points in 2001, became the first Bears player to score 100 points in a season since Kevin Butler recorded 114 in 1995... Consensus all-Rookie selection in 2000... First rookie to lead Bears in scoring since Butler booted a Bears single-season record 144 points in 1985... Tied for third in Bears history by kicking a field goal in 10 consecutive games (10/1/00-12/10/00)... Career-long 54-yarder and 50-yarder at DET (12/24) made him just the fifth rookie in NFL history to kick two field goals of 50 or more yards in the same game and the fifth Bear ever to post two kicks of 50-plus yards in their career... His 54-yarder equals the second-longest kick in Bears history.

2001 SEASON: Led team in scoring with 112 points (fifth NFC, ninth NFL) on 26-of-31 FGs and 34-of-34 PATs to become the first Bears player to score 100 or more points in a season since Kevin Butler in 1995 and just the sixth ever in team history (Butler, Bob Thomas, Mac Percival, Gale Sayers, Johnny Lujack)... Set a Bears record with 13 field goals of at least 40 yards while increasing his consecutive PAT streak to 55... Bears leading scorer at BALT (9/9) connecting on field goals of 20 and 46 yards... Put Bears on the board vs. MIN (9/23) with 45-yard FG; added two PATs... Converted field goals of 46 and 43 yards vs. ARIZ (10/14); 2-2 PATs... Kicked season-long 48-yard field goal at CIN (10/21) while adding three PATs... Skipped perfect on-side kick recovered by Bobbie Howard vs. CLE (11/4) that created opportunity for Bears last-second, game-tying 34-yard TD; pinned Browns on 1-yard line with 34-yard surprise punt, the first of his career... Converted 4-of-4 FG attempts (37, 47, 38, 41) to account for all Chicago points vs. GB (11/11)... Good from 26 and 40 yards at TB (11/18) while converting on three PATs... Team-high seven points at MIN (11/25) and vs. DET (12/2)... Led Chicago with nine points vs. TB (12/16), converting FGs of 30 and 46 yards plus three PATs... Converted FGs of 39 and 37 yards at WASH (12/23) plus 2 PATs... Booted 38-yard FG, converted three PATs and added his fourth special teams stop at DET (12/30)... Topped the 100-point plateau for the season vs. JAX (1/6/02) by equaling career-high with 4-for-4 on FG attempts (47, 23, 25, 22) and kicking three PATs... Converted his only FG try in the Divisional Playoff vs. PHI (1/19/02); added two PATs. **Games played-started: 16-0**

PREVIOUS SEASONS: 2000 - Posted the third highest rookie scoring total in Bears history en route to earning first-team all-Rookie selection by *The Football News* and *Pro Football Weekly*... Connected on 21-of-27 field goal attempts, the second highest total ever for a Bears rookie kicker, and a perfect 21-of-21 extra points... Recorded nine points in NFL debut at MIN (9/3) with FGs of 29 and 49 yards and three PATs... FGs of 19 and 47 yards in win at GB (10/1) kicked off personal 10-game FG streak... Accounted for all nine Chicago points at PHI (10/22) with FGs of 25, 33 and 40 yards... Perfect outing in win vs. IND (11/5) highlighted by FGs of 41 and 37 yards... Kicked first career game-winning FG vs. TB (11/19) connecting on 48-yarder with 10:02 remaining... Booted kicks of 32 and 46 yards vs. GB (12/3)... Had 10-game FG streak snapped in shutout at SF (12/17)... Named NFC Special Teams Player of the Week for game-winning, career-long 54-yard FG with 0:02 remaining at DET (12/24) as his career-high 11-point day also included field goals of 37 and 50 yards plus two PATs... Drafted in the sixth round (174th overall) by Chicago.

COLLEGE: Ranks seventh on Michigan State's all-time scoring list with 213 points in just two seasons as the team's featured place-kicker... His 46 field goals are third in Spartan annals while his 75 extra points rank sixth in MSU history... Second-team all-Big Ten selection as a junior and senior... Led team in scoring his senior year with 103 points, the fifth-highest total in school history, connecting on 21-of-26 field goals and 40-of-41 PATs... Hit 45 and 54-yard field goals vs. Illinois... Career-long 55-yarder vs. Wisconsin stands as the fifth-longest in school history and longest since

2002 Chicago Bears

The Players

1983... Finished career with 39-yard game-winning kick vs. Florida in the 2000 Citrus Bowl... Third-team all-America selection by The Football News as a junior... Led team with 94 points that season, connecting on 22-of-26 field goals and 28-of-31 PATs... Earned Big Ten Player of Week honors after kicking five field goals vs. Northwestern... Earned same honor one week later after making all five kicks vs. Ohio State... Served as team's starting punter in every game as a freshman and sophomore... Averaged 39.2 yards on 54 punts as a sophomore, also handling placekicking duties in final three contests... Scored 16 points on 3-of-5 field goals and 7-of-9 PATs... Best outing was vs. Ohio State with a 46.7-yard average on seven punts... Kicked season-long 43-yard field goal in Aloha Bowl vs. Washington... Ranked fifth in Big Ten in punting with a 41.8-yard average on 55 punts as a freshman, with nine punts of 50+ yards... Selected league's special teams Player-of-the-Week after averaging 42.7 yards on 10 punts vs. Ohio State... Majored in Park Recreation and Tourism.

PERSONAL: Listed among country's top prep kickers earning all-state honors at Kathleen H.S. in Lakeland, Fla.... Had 46-of-51 kickoffs resulted in touchbacks; long field was 53; averaged 42 yards per punt... Added three letters in soccer, earning all-state honors... Paul Edinger IV is the second oldest of four children (one older sister and two younger brothers) of Paul III and Terri.

Edinger's Pro Stats

	1-19	20-29	30-39	40-49	50+	FGs	Pct	PATs	Pts	G
2000	1-1	5-5	7-9	6-10	2-2	21-27	77.8	21-21	84	16
2001	0-0	6-7	7-8	13-16	0-0	26-31	83.9	34-34	112	16
Career	1-1	11-12	14-17	19-26	2-2	47-58	81.0	55-55	196	32

POSTSEASON

2001	0-0	0-0	1-1	0-0	0-0	1-1	100.0	2-2	5	1
Career	0-0	0-0	1-1	0-0	0-0	1-1	100.0	2-2	5	1

Edinger's Single Game Highs

FG Attempts: 4, last vs. JAX (1/6/02) Extra Points: 3, last vs. JAX (1/6/02)
 Field Goals Made: 4, last vs. JAX (1/6/02) Long: 54 at DET (12/24/00)
 PAT Attempts: 3, last vs. JAX (1/6/02)

Edinger's Game Winners

Date	Opponent	Site	Distance	Time Remaining	Final
Nov. 19, 2000	Tampa Bay	Soldier Field	48	10:02	13-10
Dec. 24, 2000	Detroit	Silverdome	54	0:02	23-20

UPON FURTHER REVIEW...

In Chicago's 16 games in 2001, replay was used eight times and resulted in reversals on only two occasions. The Bears had one of two challenges reversed and Bears opponents matched that total with one reversal on two challenges. There were four official's challenges (last two minutes of half) which resulted in no reversals.

2002 Chicago Bears

The Players



MIKE GANDY

Guard

6-4 302

January 3, 1979

Notre Dame

Bears season: 2 NFL Season: 2

Acquired in 3rd round of 2001 draft

69

PRO CAREER: Promising guard prospect served as a backup at right guard during his rookie season... Became the 41st player from the University of Notre Dame to be drafted by the Bears, the most overall selections Chicago has used on any one school.

2001 SEASON: Was listed as a game-day inactive for all 16 regular season contests and the play-off game... Drafted in the third round (68th overall) by Chicago.

COLLEGE: A mainstay on the Fighting Irish offensive line since late in his sophomore season... Closed out his career with a string of 26 consecutive starts... Concluded college career with selections of first-team all-America by *The Sports Xchange*, third-team by *The Sporting News* and first-team all-Independent by the *Football News* as a senior... Recipient of the Guardian of the Year Award, given annually to the team's best offensive lineman... Started every game at right guard... Played a major role as the Fighting Irish converted 33 of 35 scoring opportunities inside the red zone... Also started every game at right guard as a junior, one of only three players to log over 300 minutes of playing time that season... Collected 53 knockdowns for an offense that averaged 419.7 yard per game... Saw first collegiate game action as a sophomore, playing in every game and starting the final three contests at right guard... Did not see any game action as a freshman... Graduated in May, 2000, with bachelor's degrees in both sociology and computer applications... Currently enrolled in the College of Arts and Letters, taking postgraduate courses in business.

PERSONAL: Two-time all-city, all-district and all-area pick, earning four letters as a tight end and defensive end at Garland (Texas) H.S... Selected for the Texas-Oklahoma Oil Bowl and Texas-California Shrine Classic all-star games... Cousin, Tony Blevins, was a standout defensive back at the University of Kansas and is presently a member of the Indianapolis Colts.


TOP UNIVERSITIES

Chicago selected nine players in the 2002 draft bringing the teams draft total to 1,203 players from 250 schools since the draft began in 1936. Notre Dame has been the Bears favorite source of talent followed by Ohio State and Texas. Below is a list of the top schools for Chicago picks.

- | | |
|-------------------------|-------------------------|
| 1. Notre Dame41 | 9. Arkansas18 |
| 2. Ohio State28 | Tennessee18 |
| 3. Texas24 | USC18 |
| 4. Stanford23 | Wake Forest18 |
| 5. Oklahoma21 | 13. Baylor17 |
| 6. Northwestern21 | Wisconsin17 |
| 7. Illinois19 | 15. Maryland16 |
| Michigan19 | Miami - Florida16 |

2002 Chicago Bears

The Players



MIKE GREEN

Safety

6-0 195

December 6, 1976

Northwestern State (La.)

Bears season: 3 NFL Season: 3

Acquired in 7th round of the 2001 draft

43

PRO CAREER: Solid contributor as a reserve safety in 2001 has provided him an opportunity to be one of Chicago's starting safeties in 2002... Ranked tenth in tackles for the Bears while playing as 'nickel' and 'dime' back... Former 'Mr. Irrelevant' saw limited action on special teams as a rookie.

2001 SEASON: The Bears leading tackler among non-starters recording 68 tackles in 16 regular season games played... Started twice when the team opened the game with an extra defensive back in the game... Ranked second on the team with a career-high 25 special teams tackles while also setting career-highs in tackles, forced fumbles, pass defenses and sacks... Posted first three career tackles vs. MIN (9/23)... Contributed three tackles in nickel situations and equaled career-high with three special teams stops at CIN (10/21)... Recorded first career sack vs. SF (10/28) in first career start in 'dime' package; added FF... Tallied four tackles vs. GB (11/11)... Contributed seven tackles at TB (11/18)... Notched career-high 11 tackles at MIN (11/25), including one FF as reserve safety... Delivered seven tackles (two solos) vs. DET (12/2)... Posted seven tackles, including three solos and his second career sack, at WASH (12/23) and recovered fourth quarter fumble to end Redskins comeback attempt... Wrapped up eight tackles vs. JAX (1/6/02) and one sack for a 14-yd. loss... Notched three tackles in the Divisional Playoff vs. PHI (1/19/02). **Games played-started: 16-2**

PREVIOUS SEASONS: 2000 - Saw action in seven games on special teams with three tackles... Inactive first two games before NFL debut at Soldier Field vs. NYG (9/17)... Wrapped up two special teams stops in win at GB (10/1)... Played vs. NO (10/8), but inactive next six games... Made return vs. GB (12/3) and notched one special teams stop... Inactive at SF (12/17)... Drafted with the final pick of the seventh round (254th overall) by Chicago, earning 'Mr. Irrelevant' honor.

COLLEGE: Two-year starter at safety during four-year career at Northwestern State (La.) (1996-99) who earned all-Southland Conference honors as a junior and senior... Also named all-American in those campaigns... Ranked third on team with 99 tackles as a senior after finishing second on team with 104 tackles his junior season... Recorded 25 PDs and four INTs during his career... Also excelled on track team, anchoring the Demons' relay teams... Majored in criminal justice.

PERSONAL: All-state first-team selection and team MVP at Ruston (La.) H.S... Had seven blocked kicks and five INTs as senior; two blocked kicks and two INTs as junior... Has partnered with fellow members of Bears secondary and Meals on Wheels for the past two seasons to 'Intercept Hunger' with meal donations being made based on participating players' performances each game... Has two daughters, Virginia Rae and Haley Michelle... Michael Wayne Green is the youngest of three children of Rosie and Shelly Green.

Green's Pro Stats

	Int-Yds	Tkls-Solo	FF	FR	PD	Sack-Yds	G-GS
2000	0-0	0-0	0	0	0	0-0	7-0
2001	0-0	68-46	2	0	4	3-17	16-2
Career	0-0	68-46	2	0	4	3-17	23-2

Also: Special Teams Tackles: 28 - 2000 (3), 2001 (25).

POSTSEASON

	Int-Yds	Tkls-Solo	FF	FR	PD	Sack-Yds	G-GS
2001	0-0	3-2	0	0	0	0-0	1-0
Career	0-0	3-2	0	0	0	0-0	1-0

Green's Single Game Highs

Tackles: 11 at MIN (11/25/01)

Sacks: 1 vs. JAX (1/6/02)

Solo: 6 at MIN (11/25/01)

2002 Chicago Bears

The Players



WARRICK HOLDMAN

Linebacker

6-1 234

November 22, 1975

Texas A&M

Bears season: 4 NFL Season: 4

Acquired in 4th round of the 1999 draft

53

PRO CAREER: Cemented his position as one of the true rising stars among NFL linebackers in 2001 with the most productive season of his three-year career... The Bears second-leading tackler last year demonstrated his talents in both run-stopping and coverage situations... Quickly stepped to the forefront of a developing young defense in his second year at the weakside position with 57 tackles in the first six games... Late-season knee injury limited him to 87 tackles in 2000, ranking him fifth on Chicago in tackles for the second consecutive season... Emerged as starting weakside linebacker over the last five games of his rookie season in 1999, averaging more than nine tackles per contest, to lead all Bears rookies with 75 tackles.

2001 SEASON: Came back strong after rehabilitating his injured knee throughout the off-season, starting 15 of 16 games and ranking second among all Bears with a career-high 145 tackles and first with 101 solos... Also tied for team-lead with three FFs and recorded the first six pass defenses of his career... Delivered six tackles at BALT (9/9), including one TFL in a goal-line situation... Led team vs. MIN (9/23) with 12 tackles (10 solos) and one FF... Team-high nine tackles (four solos) at ATL (10/7), including first sack; added one FF and one PD... Led team with 11 tackles (nine solos) and one PD vs. ARIZ (10/14)... Paced Bears with 12 tackles (10 solos) vs. SF (10/28)... Posted seven tackles, including three solos and one TFL, vs. CLE (11/4); added one PD... Wrapped up eight tackles vs. GB (11/11)... Recorded career-high 15 tackles (11 solos) at TB (11/18), including 11 solos and one TFL... Achieved first career 100-tackle season with 10-tackle effort vs. DET (12/2)... Tied for lead among linebackers with 10 tackles at GB (12/9); added one PD... FF vs. TB (12/16) recovered by Alfonso Boone; finished second on Bears with 10 tackles, including one sack... Nabbed first career INT at DET (12/30) and lateralled to Walt Harris for 6-yard gain; notched eight tackles... Led Bears with nine tackles (six solos) and one PD vs. JAX (1/6/02)... Ranked third on team with eight tackles in the Divisional Playoff vs. PHI (1/19/02). **Games played-started: 16-15**

PREVIOUS SEASONS: 2000 - Superb sophomore season saw him record 87 tackles despite missing the final six games of the year due to a knee injury... Starting weak side linebacker for the first 10 games... Led defense in season opener at MIN (9/3) with 11 tackles... Posted nine tackles vs. NYG (9/17) to go with one special teams stop... Registered season-high 13 tackles vs. DET (9/24), including 10 solos and one TFL... Equalled team-high of 10 tackles at GB (10/1), including one FF... Wrapped up 12 tackles, including a career-high 11 solos plus one TFL, vs. NO (10/8)... Second on team with eight tackles vs. IND (11/5)... Made 10 tackles at BUF (11/12) plus two special teams stops... Season ended as a result of torn medial lateral meniscus in his left knee suffered in practice (11/16)... One of 15 Bears to end season on Injured Reserve after being placed on the list (11/22). **1999** - Opened season as 'nickel' linebacker and on special teams before landing starting spot on the weakside... Played in all 16 contests, starting last five... Ranked fifth on team with 75 tackles, averaging over nine tackles during the last five games... Recorded two sacks, two FFs and one fumble recovery... One of three Bears rookies to accumulate two sacks (Colvin, Davis), the first trio of Bears rookies to record multiple sacks since Alonzo Spellman in 1992. The last time three Bears rookies recorded multiple sacks in a season was 1972 (Osborne, Horton, Line)... Earned first career tackles (two) in season opener vs. KC (9/12)... Talled first career sack vs. SEA (9/19)... Left game in third quarter with concussion... Registered second sack and FF in the process vs. NO (10/3)... Compiled eight tackles at SD (11/21) to earn starting spot the next game... Led team with career-best 11 tackles in first start on Thanksgiving Day at DET (11/25)... Repeated performance with 11 tackles and one FF vs. GB (12/5)... Recorded nine tackles at STL (12/26)... Drafted in the fourth round (106th overall) by Chicago.

2002 Chicago Bears

The Players

COLLEGE: Started 40 games for Texas A&M (1995-98) including every game at strongside line-backer over last three seasons... Finished career with 294 tackles, 46 for losses, 16.5 sacks and seven FFs... Played both strong and weakside for Aggies... All-America honorable mention by College Sports News as senior... First team all-Big XII Conference selection... Finished third on team with 95 tackles, including 23 stops for losses... Led Aggies with eight PDs and added career-high seven sacks... Forced five fumbles, recovered two and grabbed one INT... *USA Today* National Player-of-the-Week and Big XII Defensive Player-of-the-Week after recording eight tackles, two for losses, one sack and recovering a fumble in the endzone vs. Nebraska... Recorded 11 tackles and two sacks vs. Baylor... As a junior, started every game and finished with 81 tackles, 13 for losses... Added five sacks and three PDs... Season-high 13 tackles and a sack came vs. Baylor... Sacked former Bears teammate Cade McNown twice along with 11 tackles in the 1997 Cotton Bowl vs. UCLA... In sophomore season, finished second on team with 73 tackles... Added 2.5 sacks, three PDs and a FF... Played in nine games with one start as freshman... Ended season with 44 tackles, two sacks, two fumble recoveries and a FF... Season-high 12 tackles in first career start vs. Baylor... Granted medical redshirt in 1994... Majored in recreation, parks and tourism sciences.

PERSONAL: Super Prep all-American selection, first-team Class 5A all-State and all-Greater Houston first-team as senior at Elsik H.S. in Alief, Texas... Rated as one of top linebackers in nation after totaling 151 tackles and three sacks as senior... Is the only child of James and Gale Taylor.

Holdman's Pro Stats

	Int-Yds	Tkls-Solo	FF	FR	PD	Sack-Yds	G-GS
1999	0-0	75-49	2	1	0	2-26	16-5
2000	0-0	87-63	1	0	0	0-0	10-10
2001	1-0	145-101	3	0	6	1.5-15	16-15
Career	1-0	307-213	6	1	6	3.5-41	42-30
POSTSEASON							
2001	0-0	8-7	0	0	0	0-0	1-1
Career	0-0	8-7	0	0	0	0-0	1-1

Holdman's Single Game Highs

Tackles: 15 at TB (11/18/01)

Sacks: 1, last vs. TB (12/16/01)

Solos: 11, last at TB (11/18/01)

Interceptions: 1 at DET (12/30/01)

FRUITFUL PICKINGS

Free safety **Mike Brown** was one of six players in the NFL to return a pair of interceptions for touchdowns in 2001. On two of the most popular highlights of the entire season, Brown won consecutive games for the Bears in overtime with a 33-yard interception vs. San Francisco (10/28) and a 16-yard touchdown return vs. Cleveland (11/4) on interceptions that deflected his way after hitting another player. Former cornerback Walt Harris also had a key return for a touchdown as his 39-yard scoring return at Detroit (12/30) clinched the victory over the Lions.

2002 Chicago Bears

The Players



BOBBIE HOWARD

Linebacker

5-10 232

June 14, 1977

Notre Dame

Bears season: 2 NFL Season: 2

Acquired as waived free agent in 2000

52

PRO CAREER: Emerged as one of the Bears young leaders on special teams, finishing in the team's top three in special teams tackles last year... Made his first NFL active roster out of training camp with the Bears in 2001... Worked in Buccaneers training camp in 1999 and 2000... Signed with the Bears during the 2000 season.

2001 SEASON: Saw his first career NFL action as he played in all 16 Bears games, plus the play-offs, primarily on special teams... Ranked third on Bears with career-high 22 special teams tackles... Appeared on special teams and saw limited reserve linebacker time Games 1-16... Made NFL debut at BALT (9/9) as a special teamer and for two defensive plays... Deflected pass after botched punt attempt vs. MIN (9/23)... Recovered on-side kick vs. CLE (11/4) to setup Bears game-tying TD after notching two special teams stops... Registered career-highs three special teams stops at TB (11/18) and at MIN (11/25)... Gained temporary team-lead in special teams stops with two vs. DET (12/2)... Forced fourth quarter fumble at WASH (12/23) off free kick to end Redskins' threat; added one tackle... Recovered fumble as reserve linebacker at DET (12/30)... Notched one special teams stop in the Divisional Playoff vs. PHI (1/19/02). **Games played-started: 16-0**

PREVIOUS SEASONS: **2000** - Elevated to the Bears' active roster from the practice squad two days before the season finale at DET (12/24), listed as inactive for the game... Signed to Chicago's practice squad after being cut from Tampa Bay at the close of training camp. **1999** - Cut at the close of Buccaneers training camp... Originally signed with Tampa Bay as an undrafted free agent.

COLLEGE: Two-year starter at linebacker during four-year career at Notre Dame (1995-98), compiling 245 tackles and earning preliminary consideration for the Butkus Award as the nation's top linebacker his senior year... Led Irish in tackles as a senior with a career-high 118 while starting all 12 games... Team co-captain also led defensive teammates in minutes played... Played in Hula Bowl senior all-star game... Limited to eight starts as a junior due to a knee injury suffered in the season opener, but still posted a season total of 91... Team's top reserve linebacker as a sophomore playing in all 11 games, mainly on special teams... Started one game as a true freshman while playing in all 12 ND games... Graduated with a bachelor's degree in Finance.

PERSONAL: A *USA Today* honorable mention all-America selection at DuPont H.S. in Belle, W. Va. as a linebacker and fullback... Led team to state titles in 1992 and 1993 and a 12-1 record as a senior in 1994... Two-time first-team all-state and all-conference selection... Made 125 tackles as a senior while rushing 75 times for 863 yards... Also played basketball and baseball during his prep career... Bobbie A. Howard Jr. is the youngest of three children of Bobbie and Marcia.

Howard's Pro Stats

	Int-Yds	Tkls-Solo	FF	FR	PD	Sack-Yds	G-GS
2001	0-0	0-0	0	1	1	0-0	16-0
Career	0-0	0-0	0	1	1	0-0	16-0

Also: Special Teams Tackles: 22 - 2001 (22).

POSTSEASON							
	Int-Yds	Tkls-Solo	FF	FR	PD	Sack-Yds	G-GS
2001	0-0	0-0	0	0	0	0-0	1-0
Career	0-0	0-0	0	0	0	0-0	1-0


Also: Special Teams Tackles: 1 - 2001 (1).

Howard's Single Game Highs

ST Tackles: 3, last at MIN (11/25/01)

2002 Chicago Bears

The Players



LEON JOHNSON

Running Back

6-0 222

July 13, 1974

North Carolina

Bears season: 2 NFL Season: 5

Acquired as unrestricted free agent in 2001

32

PRO CAREER: Solid return-man on punts and kickoffs demonstrated an ability to gain big yards on the ground while primarily carrying the ball in third-down situations... Became the first Bear to record a pass attempt, rush attempt, reception, punt return and kickoff return in the same season since Curtis Conway in 1994... Signed by Chicago (10/9/01) as an unrestricted free agent after being out of football since injuring his knee in the 1999 season-opener while playing for the N.Y. Jets... Underwent two knee surgeries since his injury, sitting out the 2000 season while rehabilitating... Earned all-rookie team honors from several football publications for his standout play on special teams and as a reserve running back in 1997... Broke the Jets' old rookie record with 619 yards on 51 returns as a rookie... Ranks third in Jets' career annals with 828 return yards on 81 returns.

2001 SEASON: Played 12 games with Chicago after signing a two-year deal with the team during Week 4... Bears punt return leader with a 9.1 avg. on 28 returns while ranking second on kickoff returns with a 20.4-yard average on 14 returns... Led the Bears with a 5.0-yards per carry average and ranked second with four rushing TDs after developing into the team's primary third-down and short-yardage back during the last six games of the regular season... Inactive for his first game as a Bear, Game 4 vs. ARIZ (10/14), but made Bears debut at CIN (10/21) on special teams... Returned four kicks for a 21.8-yard avg. vs. SF (10/28), with a long of 23 plus two special teams stops... Posted 17.0-yard average on two KOR vs. CLE (11/4) while returning four punts 52 yards with a long of 35 yards... Made first offensive appearance with Bears vs. GB (11/11), throwing 18-yard completion to Marty Booker... Received first two carries as a Bear and totaled 35 yards at MIN (11/25), including a one-yard TD run; returned four punts 43 yards, including lateral that sprang Jerry Azumah to additional 16-yard gain; 1-33 KOR... Scored one-yard TD run for second consecutive game at DET (12/2); 5-10 rushing overall... Rushed three times for 11 yards, including one first down, vs. TB (12/16); 3-34 on punt returns... Productive on both carries at WASH (12/23) with a 32-yard TD run and a two-yard run on third-and-one; 4-42 on punt returns and 1-14 on kickoff returns... Caught first pass of season for no gain at DET (12/30), 1-16 on punt returns... Rushed for his fourth TD of the year from two yards out vs. JAX (1/6); 6-10 rushing and 2-25 punt returns... Posted a 30-yard average on two kickoff returns in the Divisional Playoff vs. PHI (1/19/02) with 60 yards on two returns; 3-7 rushing. **Games played-started: 12-0**

PREVIOUS SEASONS: 2000 - Missed entire season while rehabilitating his injury. **1999** - Spent the Jets' final 15 games of the season on Injured Reserve after injuring knee in season opener after one rush for two yards, two kickoff returns for 31 yards and one punt return for six yards in third career start. **1998** - Played in 12 regular season games with two starts, but missed the final two games and the playoffs due to a rib injury... Scored career-high three TDs (two rushing, one receiving) vs. IND (9/20) highlighted by career-long 82-yard TD catch on screen pass on opening drive; rushed eight times for 52 yards, including two TDs and career-long 40-yard scamper... Replaced injured RB Curtis Martin for first career start, rushing 13 times for 56 yards and catching a 17-yard TD pass at STL (10/11)... Caught three passes for 15 yards before leaving game early at KC (11/1) with a knee injury suffered on a kickoff return... Inactive vs. BUF (11/8) and at IND (11/15) due to injury... Had four punt returns for 28 yards and one kickoff returns for 14 yards at TEN (11/22) in return to lineup... Compiled 112 total yards vs. SEA (12/6) on 3-19 rushing, 2-35 rushing, 4-40 punt returns and 1-19 kickoff returns... Made second career start, playing fullback in place of injured Keith Byers at MIA (12/13)... Placed on injured reserve (12/15) with broken ribs suffered against the Dolphins. **1997** - Played in all 16 games and ranked third in AFC and sixth in the NFL in punt returns with a 12.1-yard avg. on 51 returns, including one TD... Also tied a club record with a 101-yard kickoff return for a TD... Became the first player in franchise history to return both a punt and a kickoff for a TD in the same season... Including his two return TDs, 10 of his punt or kickoff returns went for or directly set up a TD or FG for the Jets... Led Jets with 51 punt returns

2002 Chicago Bears

The Players

for 619 yards and one TD, second on team with 12 kickoff returns for 319 yards and one TD... Finished second on Jets in rushing attempts and yardage... Added 16 receptions for 142 yards... Opened season as Adrian Murrell's backup and rushed 11 times for 36 yards in NFL debut at SEA (8/31)... First career reception came vs. BUF (9/7), 2-14 receiving overall... Took over return duties at NE (9/14), fielding five punts and returning three kickoffs for 51 yards... Scored first career TD on 1-yard run vs. MIA (10/12), duplicating that feat vs. NE (10/19)... His 60-yard punt return vs. BALT (11/2) put the Jets 13 yards from a TD... Posted 66-yard TD return on NY's first return opportunity vs. MIN (11/23)... Equaled a Jets record with his 101-yard kickoff return for a TD vs. TB (12/14)... Drafted in the fourth round (104th overall) by the New York Jets.

COLLEGE: The only player in Atlantic Coast Conference history to finish his career ranked in the top-5 in all-purpose yards, scoring, TDs and top-10 in rushing and receptions... Is the ACC's all-time leader in career- all-purpose yards with 5,828... University of North Carolina's all-time leading scorer with 306 points (50 TDs), one TD shy of the ACC record... Earned team MVP honors as a senior for the nationally ranked Tar Heels... Nicknamed "The Natural" because he is a virtual standout in every sport he has played... Majored in physical education.

PERSONAL: Option QB at Freedom H.S. in Morgantown, N.C.... Named all-state as a defensive player by *The Greensboro News & Record*... Played in the North Carolina East-West All-Star game and caught five passes despite never lining up as a wide receiver before... Also a three-time letterwinner in basketball, baseball and track... Set a conference record in the long jump at the N.C. state meet in 1992 with a leap of 24-7... Also won state long jump title in 1991... An active speaker on the benefits of education... Williams Leon Johnson is the youngest of three sons of Williams and Shirley Johnson... Engaged to Vanessa... Has one son, Jaylen.

Johnson's Pro Stats

	Rush	Yds	Avg	Lg	TD	Rec	Yds	Avg	Lg	TD	G-GS
1997 NY Jets	48	158	3.3	20	2	16	142	8.9	20	0	16-0
1998 NY Jets	41	185	4.5	40	2	13	222	17.1	82t	2	12-2
1999 NY Jets	1	2	2.0	2	0	0	0	0.0	-	0	1-1
2001 Bears	20	99	5.0	34	4	1	0	0.0	0	0	12-0
Career	110	444	4.0	40	8	30	364	12.1	82t	2	41-3

Also: Special Teams Tackles: 12 - 2001 (12); Passing - 2001 (1-of-1, 18 yards).

POSTSEASON

2001 Bears	3	7	2.3	3	0	0	0	0.0	-	0	1-0
Career	3	7	2.3	3	0	0	0	0.0	-	0	1-0

Also: Special Teams Tackles: 1 - 2001 (1).

	KOR	Yds	Avg	Lg	TD	PR	Yds	Avg	Lg	TD
1997 NY Jets	12	319	26.6	101t	1	51	619	12.1	66t	1
1998 NY Jets	16	366	22.9	37	0	29	203	7.0	23	0
1999 NY Jets	2	31	15.5	17	0	1	6	6.0	6	0
2001 Bears	14	286	20.4	33	0	28	255	9.1	35	0
Career	30	716	23.9	101t	1	81	828	10.2	66t	1

POSTSEASON

2001 Bears	2	60	30.0	32	0	1	3	3.0	3	0
Career	2	60	30.0	32	0	1	3	3.0	3	0

Johnson's Single Game Highs

Rushes: 13 at STL (10/11/98)

Receptions: 5 at NE (9/14/97)

Rushing yards: 56 at STL (10/11/98)

Rec. Yards: 82t vs. IND (9/20/98)

2002 Chicago Bears

The Players



OLIN KREUTZ

Center

6-2 293

June 9, 1977

Washington

Bears season: 4 NFL Season: 4

Acquired in 3rd round of 1998 draft

57

PRO CAREER: Accomplished Pro Bowl status in 2001 after being honored as an alternate each of the previous two seasons... Set to remain the focal point of Chicago's offensive line for the foreseeable future after signing a five-year contract in the offseason... Proved his durability in 2001 by starting all 16 games for the second time in the last three seasons... Limited to just seven games played, all starts, in 2000 due to separate injuries to each knee... Started all 16 games in 1999 at center... Opened final game of 1998 at center after alternating at the position for the second half of the campaign.

2001 SEASON: Started all 16 games at center, plus the playoff contest, for an experienced offensive line that allowed the fewest sacks in the league... Helped the Bears average 108.9 yards on the ground per game, the team's highest season-ending average since 1997 (109.1)... Start at BALT (9/9) marked his third consecutive opening-day start at center for Chicago... Made first career post-season appearance with his start in the Divisional Playoff vs. PHI (1/19/02)... Earned first career Pro Bowl start as the NFC's top center. **Games played-started: 16-16**

PREVIOUS SEASONS: 2000 - Voted third alternate to NFC Pro Bowl team despite being available for only seven games during the season due to a season-ending knee injury... Started the first three games of the year before leaving game vs. NYG (9/17) in the third quarter with a sprained left knee... Inactive for next four games due to knee injury... Returned to the starting lineup at PHI (10/22)... Made fourth consecutive start at center vs. TB (11/19) before leaving game in the third quarter with a sprained medial collateral ligament in his right knee... One of 15 Bears to end the season on Injured Reserve after being placed on the list (11/22). **1999** - Started 16 games at center after earning position in training camp... Named second alternate to NFC Pro Bowl squad... Missed only action of season after being ejected late in fourth quarter at WASH (10/31). **1998** - Played in nine games as a rookie, starting one... Saw action at center and guard... Inactive for first three weeks of season and Week Six... Saw first NFL action subbing for injured Todd Perry at left guard vs. DAL (10/18)... Played center for half of game vs. TB (11/29); Played right guard in second quarter due to an injury to Chris Villarrial... Made first career start vs. GB (12/27) playing first and third quarter... Drafted in the third round (64th overall) by Chicago.

COLLEGE: Two-year starter for Washington at center entered draft following junior season... Earned first-team all-Pac 10 honors each of last three seasons... All-America selection by *Football News* and *Sporting News* after junior year... Started every game and was graded by coaches as team's top offensive lineman... Did not allow sack or pressure in 10 of 11 games... Recovered fumble for TD vs. Oregon... Only true freshman to see playing time in 1995; appeared in every game, except season opener, as second-team center... Majored in sociology.

PERSONAL: All-state first-team selection and Super Prep all-American at St. Louis H.S. in Honolulu, Hawaii... Team captain as senior... Played center, guard and tackle during prep career... Also won state heavyweight wrestling title and competed as shot putter... Was married this past off-season.

Kreutz's Pro Stats

Games-Starts: 48-40 - 1998 (9-1); 1999 (16-16); 2000 (7-7); 2001 (16-16).

POSTSEASON

Games-Starts: 1-1 - 2001 (1-1).

2002 Chicago Bears

The Players



DUSTIN LYMAN

Tight End

6-4 245

August 5, 1976

Wake Forest

Bears season: 3 NFL Season: 3

Acquired in 3rd round of 2000 draft

89

PRO CAREER: Suffered an ankle injury in preseason that derailed his 2001 campaign... Appeared in four regular-season games, plus the playoff contest, primarily on special teams... Made the shift to tight end for the Bears as a rookie in 2000 after starting 30 games at linebacker at Wake Forest.

2001 SEASON: Played in two of the first four games of the season but did not play again until the second to last game of the year... Led Chicago with four catches for 62 yards, including a highlight-reel catch of 31 yards, in the preseason opener vs. CIN (8/4), but sprained his left ankle at TEN (8/11) and missed final two exhibitions... Inactive Games 1-2, 5-10, 12-14; DNP Game 11... Tallied five special teams tackles while active in Games 3-4, 15-16... Made 2001 debut at ATL (10/7) playing on special teams and as reserve tight end... Equaled team-high with career-high four special teams stops in season-finale vs. JAX (1/6/02)... Participated on special teams in the Divisional Playoff vs. PHI (1/19/02). **Games played-started: 4-0**

PREVIOUS SEASONS: 2000 - Finished fourth on team with 10 special teams stops as a rookie... Played in 14 games while starting seven... Inactive for the season opener at MIN (9/3); made NFL debut with appearance on special teams at TB (9/10)... First NFL start at GB (10/1) was first of two consecutive starts... Got back into the starting lineup at PHI (10/22); also started vs. IND (11/5)... Next start came at NYJ (11/26); left the game early in the third quarter with a stinger in his right shoulder... Inactive vs. GB (10/3) due to shoulder injury... Rejoined starting lineup in win vs. NE (12/10) and had two special teams tackles... Caught first career pass at SF (12/17) for a gain of four yards... Drafted in the third round (87th overall) by Chicago.

COLLEGE: A four-year letterwinner and team captain as a senior at Wake Forest (1996-99), was honored as Wake's Athlete-of-the-Year for 1999-2000... Ranks fifth on the school's all-time sack list with 11... Nationally recruited at tight end; only Wake Forest wanted him as linebacker... His 24 TFLs is ninth best in Demon Deacon annals... First-team all-Atlantic Coast Conference selection as a senior after starting final nine games at weakside linebacker... Finished third on team with 56 tackles despite missing first two games with knee injury... Started first five games his junior year at MLB and ranked fourth on team with 62 tackles before tearing his left anterior cruciate ligament and missing the remainder of the season... As a sophomore, led WFU with a career-high 91 tackles while earning Academic all-American honors... Finished third on the team with 79 tackles as a redshirt freshman... Also played one year of baseball... Majored in economics.

PERSONAL: All-conference and all-county at linebacker and tight end at Fairview H.S. in Boulder, Colo... Totaled 19 catches for 307 yards and two TDs as senior... Two-time all-league pick in baseball hitting .431... Dustin Sheehan Lyman is the oldest of two children of Kenneth and Joanne... Younger sister is Whitney... Mother was a national speed skating champion... Frequent speaker at local schools in the Chicagoland area.

Lyman's Pro Stats

	Rec	Yds	Avg	LG	TD	G-GS
2000	1	4	4.0	4	0	14-7
2001	0	0	0.0	-	0	4-0
Career	1	4	4.0	4	0	18-7

Also: Special Teams Tackles: 15 - 2000 (10), 2001 (5).

POSTSEASON						
2001	0	0	0.0	-	0	1-0
Career	0	0	0.0	-	0	1-0

Lyman's Single Game Highs

ST Tackles: 4 vs. JAX (1/6/02)

2002 Chicago Bears

The Players



PATRICK MANNELLY

Tackle / Long Snapper

6-5 269

April 18, 1975

Duke

Bears season: 5 NFL Season: 5

Acquired in 6th round of 1998 draft

65

PRO CAREER: Has developed into one of the most consistent long-snappers in the game over his four-year career... His quick release and accurate delivery have helped the Bears avoid having a single kick attempt blocked during that span... Inactive for one game for the first time in his career in 2001... Snapped every punt, PAT and FG attempt for Chicago during his first three NFL seasons... One of three rookies to play in every game for Chicago in 1998.

2001 SEASON: Played in 15 of 16 games, missing his first career game and ending his 51-game streak of snapping every Bears punt, PAT and FG attempt since coming into the NFL... Snapped every punt and kick attempt in all other games... Tied career-high with three special teams tackles vs. MIN (9/23) in his 50th game in the NFL... Suffered a sprained right ankle during the week leading up to the game vs. ARIZ (10/14) and was inactive for the first time in his career... Returned to active duty at CIN (10/21) and snapped on all punts and kick attempts... Notched two special teams tackles at MIN (11/25)... Made his postseason debut in the Divisional Playoff vs. PHI (1/19/02).
Games played-started: 15-0

PREVIOUS SEASONS: 2000 - Participated in all 16 games for the third time in his three-year career... Anchored the Bears front line that did not allow a single block of a field goal attempt, extra point attempt or punt... Tenth on the team with six special teams tackles. **1999** - Appeared in all 16 games... Tied for sixth on Chicago with eight special teams tackles, including five in last two contests... Set career-high with three special teams stops at STL (12/26) despite injuring left hand... Recorded two more special teams tackles in final game vs. TB (1/2/00). **1998** - Played in every game as a rookie... Snapped every field goal, PAT and punt in 16 games... Tied for sixth with 11 special teams tackles... Eight solo stops on special teams tied for second on team... Made NFL debut in season-opener vs. JAX (9/6)... Recorded two special teams stops at ARIZ (10/11)... Recorded two special teams stops at GB (12/12)... Drafted in the sixth round (189th overall) by Chicago.

COLLEGE: Fifth-year senior and two-year starter on Duke's offensive line... Blue Devil's long snapper since freshman season (1993)... Completed college career in 1997 after taking a medical red-shirt his original senior season of 1996... Played one game (Army) in 1996 before infected lymph nodes caused him to miss the remainder of season... Started all 11 games at left guard as junior... Moved from defensive line to offensive line prior to junior season... Played in all 12 games as deep snapper and reserve defensive end as sophomore... Switched to offensive line following regular season prior to team's Hall of Fame Bowl appearance... Played in all 11 games as team's deep snapper as freshman... Majored in history.

PERSONAL: Atlanta area "Lineman-of-the-Year" at Marist H.S. in Marietta, Ga.... Three letters in football, two in basketball... Played in Georgia-Florida all-star game... Is the youngest of two sons of Jay and Patty... Brother, Bernard, played football at Notre Dame from 1988-92... Created personal website longsnapper.com, providing personal information on Patrick as well as instruction on longsnapping... Recognized as the top longsnapper in the League by Brian DeLucia of NFL Draft Digest... Married to wife Tamara.

Mannelly's Pro Stats

Games-Starts: 63-0 - 1998 (16-0); 1999 (16-0); 2000 (16-0); 2001 (15-0)

Also: Special Teams Tackles: 34 - 1998 (11), 1999 (8), 2000 (6), 2001 (9).

2002 Chicago Bears

The Players



BRAD MAYNARD

Punter

6-1 186

February 9, 1974

Ball State

Bears season: 2 NFL Season: 6

Acquired as unrestricted free agent in 2001

4

PRO CAREER: One of the Bears' 2001 most valuable players in his first season with the team as his pinpoint punting accuracy continuously left the opposition with poor field position... Established a Bears single-season record by landing a career-high 36 punts inside-the-20 to rank in the top two in the league for the fourth-time in his five-year career... First career TD pass came with the Bears and was a game-winning scoring toss to Brian Urlacher on a fake field goal... Has had only one punt blocked in the past four seasons... Has handled holding duties on field goal and PAT attempts throughout his career... Joined Bears as an unrestricted free agent (3/3/01) after spending his first four years with the N.Y. Giants... Ranked among the leaders in punts landing inside the opponents' 20-yard line in all four NFL seasons (1997-first in NFL, 1998-second in NFL, 1999-first in NFC, 2000-second in NFC)... Set a Giants record and an NFL rookie record with 111 punts during the regular season in 1997.

2001 SEASON: Posted a 37.0 net punting average, a new Bears single-season record, while punting in all 16 games, plus the playoff contest... Named NFC Special Team Player of the Month for November... Ranked second in the NFL by placing 36 punts inside-the-20, another team record, while his 37.0 net avg. was second in the NFC (tie sixth NFL)... Booted only eight touchbacks for the second consecutive season... Dropped 2-of-5 punts inside-the-20 in his Bears debut at BALT (9/9)... Punted seven times vs. MIN (9/23), settling two inside-the-20... Booted two inside-the-20 at ATL (10/7) with a long of 55 yards... Averaged 48.3 yards at CIN (10/21) with one inside-the-20... Placed three punts inside-the-20 vs. SF (10/28) with season-long 60-yarder among five punts (40.6 avg.)... Twice placed ball inside-the-20, including 52-yarder in OT, vs. CLE (11/4)... Punted five times vs. GB (11/11) for 46.6 average with a long of 55, including two inside-the-20... Posted a season-high 49.6 punt avg. with three inside-the-20 on seven punts at TB (11/18)... Punted season-high eight times at MIN (11/25) while landing three inside-the-20... Dropped 2-of-4 punts inside-the-20 vs. DET (12/2) with a 45.5 avg... Set Bears single-game record at GB (12/9) by equaling career-high of six punts downed inside-the-20... Registered a 44.3-yard gross average on seven punts vs. TB (12/16), including one inside-the-20... Completed go-ahead 27-yard TD pass to Brian Urlacher out of fake FG formation in the fourth quarter at WASH (12/23); punted six times with a 36.7 yard average and two inside-the-20... Landed three inside-the-20 with a 41.6 gross avg. at DET (12/30) among a season-high eight punts... Punted five times with a 38.2-yard avg. in the Divisional Playoff vs. PHI (1/19/02), landing one inside-the-20. **Games played-started: 16-0**

PREVIOUS SEASONS: 2000 - Enjoyed a solid fourth NFL season for the Giants despite kicking in several bad weather games with a gross average of 40.6 yards a kick and a net average of 33.7 yards... Booted a career-low 79 punts with about one-third of those kicks (26) downed inside-the-20... Punted six times vs. ARIZ (9/3) for 256 yards and a 42.7 average while dropping two punts inside-the-20 and a long of 52 yards... Punted four times for a 40.5 average at CHI (9/17) with one touchback and one landing inside-the-20... Punted a season-high eight times vs. WASH (9/24) for a 42.1 average with a long punt of 57 yards, one touchback and two punts inside-the-20... Punted five times for 277 yards and a 55.4 average at TEN (10/1) highlighted by career-long punt of 64 yards, two touchbacks and two punts inside-the-20... Punted seven times for a 35.3 average at ATL (10/8) landing three punts landing inside-the-20... Punted six times for a 45.7 average vs. PHI (10/29) with two landing inside-the-20... Punted three times for a 45.3 average at CLE (11/5) with two landing inside-the-20 and a long punt of 51 yards... Punted six times for a 50.5 average vs. STL (11/12) with a long punt of 54 yards and one punt landing inside-the-20... Punted five times at WASH (12/3) for a 34.4 yard average with no touchbacks while landing four inside-the-20... Punted a Super Bowl record 11 times for a 38.4-yard average in SB XXXV vs. BALT (1/28/01), including seven times in the first half, placing three punts inside-the-20 with a long kick of 46 yards. **1999** - Played in all 16 games... Punted 89 times for 41.0 average... Landed 31 punts inside-the-20 to lead the NFC... Awarded Special Teams Game Ball by coaching staff for performance at TB (9/12) when he punted 12 times for a 43.8 average with one touchback, six punts inside-the-20 and forced five fair catches... Punted four times for season-high 47.3 average with two landing inside the 20 and a long punt of 62 yards at ARIZ (10/10)... Punted eight times for a 35.6 average with two landing inside-the-20 and a long punt of 50 yards vs. DAL (10/18)... Punted eight times for 42.3 average with three landing inside-the-20, no touchbacks and a season-long punt of 63 yards at PHI (10/31)... Pinned Eagle's offense on its own three-yard line with a

2002 Chicago Bears

The Players

63-yard punt in the fourth quarter to set up the game-tying Pete Mitchell 7-yard TD catch, forcing OT as the Giants went on to beat the Eagles 23-17. **1998** - Played in all 16 games for New York, finishing fifth in the NFL and second in the NFC with a gross average of 45.2... Ranked sixth in the NFL with a net punt average of 37.8, second with 101 punts and tied for second with 33 punts inside-the-20... Set a Giants record with 4,566 punting yards, breaking his own mark of 4,531 set in 1997... Pinned the Redskins at their own five-yard line in the season opener vs. WASH (9/6) to setup an INT that led to the go-ahead TD... Nailed a 61-yard punt that sailed out of bounds at the Chargers 12-yard line while punting from his own 27-yard line in the third quarter at SD (9/27)... Also hit a 58-yard punt in the second quarter to help earn a Special Teams Game Ball... Punting from his own 14-yard line in the first quarter vs. ARIZ (10/18), got off a 59-yard punt that pinned the Cardinals at their own 29-yard line... Punted four times for a 47.5-yard average and a long of 52 at PHI (12/27) to earn a Special Teams Game Ball. **1997** - Played in all 16 games and in the Wild Card Playoff vs. MIN (12/27)... Averaged 40.8 yards on 111 punts with an NFL-leading 33 punts placed inside-the-20 with 14 touchbacks... Established an NFL rookie record with 111 punts... Averaged 45.4 yards on eight punts with two inside-the-line and a long of 57 yards vs. PHI (8/31)... The Ravens returned only one of his punts for zero yards vs. BALT (9/14) as he averaged 42.8 yards on five punts with a long of 57... His fourth quarter punt was blocked at ARIZ (10/12), marking the first time in his football career, including high school and college, that he had a punt blocked... Awarded a Special Teams Game Ball by the coaching staff for his performance vs. CIN (10/26) in which three of his six punts pinned the Bengals inside-the-20... Set a personal record with 13 punts - the second-most ever by a Giant in a single game - at WASH (11/23) with a 41.3 average, two touchbacks, three inside-the-20 and a long of 57 yards... Drafted in the third round (95th pick overall) by the Giants.

COLLEGE: His 44.2-yard career avg. per punt at Ball State (1993-96) ranks third in NCAA Division I-A annals (minimum 200 punts), topped only by Bill Smith of Mississippi (44.3 avg., 1983-86) and Ray Guy of Southern Mississippi (44.7 avg., 1970-72)... His 242 punts for 10,702 broke Ball State's all-time record of 202 for 7,799 yards by Mark O'Connell (1976-80)... Averaged at least 40.0 yards per punt in 32 of 33 games... Consensus all-American selection, all-Mid American first-team pick as MAC Defensive Player-of-the-Year and MVP following his senior campaign in 1996 punting 59 times for 2,705 yards (45.9 avg.)... As a junior, led the nation with a 46.5-yard average on 66 punts for 3,071 yards... His 46.5 yard average ranks sixth in Division I-A season annals (minimum 50 punts), topped only by five players in history... Second-team all-American selection by the *Associated Press* and *Football News*... All-MAC first-team choice and added Academic all-MAC honors as a sophomore... Led the conference and ranked third in the nation with 59 punts for 2,684 yards (45.5 avg.)... Ranked third in the MAC with 58 punts for 2242 (38.7 avg.) as a red-shirt freshman in 1993... Majored in business.

PERSONAL: Two-time all-Rangeline Conference and all-Hamilton County choice as a punter at Sheridan H.S. (Atlanta, Ind.)... Added Associated Press all-State, Indianapolis Star all-Suburban and Indianapolis News all-Metro honors... Averaged 39.5 yards per punt with a long of 61 yards as the team won the 1988 Class A state title... Also led the squad to a pair of sectional and three conference crowns... Deflected seven passes and picked off two others as a defensive back in his final year... Selected to the Indiana North-South All-Star team... Born in Tipton, Indiana... He and wife Karen have one son, Connor.

Maynard's Pro Stats

	Punts	Yds	Avg	TB	In-20	Lg	Blk	Net	G
1997 N.Y. Giants	111	4,531	40.8	14	33	57	1	34.6	16
1998 N.Y. Giants	101	4,566	45.2	8	33	63	0	37.8	16
1999 N.Y. Giants	89	3,651	41.0	6	31	63	0	35.1	16
2000 N.Y. Giants	79	3,210	40.6	8	26	64	1	33.7	16
2001 Bears	87	3,709	42.6	8	36	60	0	37.0	16
Career	467	19,667	42.1	44	159	64	2	35.7	80

Also: Passing - 1998 (0-of-1), 2001 (1-of-1, 27-yd. TD).

POSTSEASON

	Punts	Yds	Avg	TB	In-20	Lg	Blk	Net	G
1997 N.Y. Giants	6	225	37.5	1	0	54	0	30.3	1
2000 N.Y. Giants	18	684	38.0	2	4	52	1	32.0	3
2001 Bears	5	191	38.2	0	1	54	0	32.8	1
Career	29	1100	37.9	3	5	54	1	31.5	5

Maynard's Single Game Highs

Most Punts: 13 at WASH (11/23/97) Longest Punt: 64 at TEN (10/1/00)
 Most Yds Punting: 537 at WASH (11/23/97) Most Punts Inside the 20: 6, last at GB (12/9/01)
 Highest Average (min. 4 att.): 55.4 at TEN (10/1/00)

2002 Chicago Bears

The Players



KEITH MCKENZIE

Defensive End

6-3 273

October 17, 1973

Ball State

Bears season: 1 NFL Season: 7

Acquired as unrestricted free agent in 2002

95

PRO CAREER: Experienced defensive end signed three-year deal with Chicago (5/30) after being limited to seven games played with Cleveland in 2001 due to injury... Ended the season on Injured Reserve, snapping his personal streak of three consecutive campaigns with eight sacks... Recorded a career-high 61 tackles while starting all 16 games at right defensive end in his lone full-season with the Browns... Originally signed with Cleveland as an unrestricted free agent (2/24/00)... Began career with four years as a solid special teamer in Green Bay, making two Super Bowl appearances... Tied an NFL record by returning two opponent fumble recoveries for TDs in 1999... First NFL TD stands as the longest fumble return in Packer history: 88 yards at PIT (11/9/98).

2001 SEASON: Started six of the first seven games at defensive end before suffering a season-ending left ankle injury in action against the Bears... Three-tackle effort vs. DET (9/23) included one sack... Recorded 10 QB pressures and one PD at JAX (9/30)... Continued pressure vs. SD (10/7) with two tackles, including one TFL, one PD and 11 QB pressures... Made lone start at left end at CIN (10/14) and recorded two QB pressures... Posted two sacks among five tackles in reserve duty vs. BALT (10/21)... Started at left end at CHI (11/4) and recorded two QB pressures before injuring his left ankle in the first quarter; did not return... Placed on Injured Reserve (11/9) to end his season. **Games played-started: 7-6**

PREVIOUS SEASONS: 2000 - In first season with the Browns, started 16 games at right defensive end with a career-high 61 tackles and totaled his career-high with eight sacks for the third consecutive season... Led club in sacks in six contests while adding two FFs and one FR... Registered first sack vs. JAX (9/3)... Named AFC Defensive Player-of-the-Week after posting career-high three sacks among six tackles at CIN (9/10)... Posted five tackles (four solos) and one PD at DEN (10/15)... Had career-high seven tackles at PIT (10/22)... Recorded forced fumble and five tackles, including one sack, vs. NYG (11/5)... Forced fumble at TEN (11/19)... Recovered fumble vs. PHI (12/10) and returned the ball 29 yards to the Eagles one-yard line... Four-tackle effort vs. NE (11/12) was highlighted by 1.5 sacks coming on the first two plays of the game... Forced fumble on sack at TEN (11/19) as one of seven Titan turnovers in the games... Recorded half sack, along with DT Orpheus Roye, vs. PHI (12/10) and recovered a fumble... Wrapped up six tackles (four solos) vs. TEN (12/17). **1999** - Appeared in all 16 regular-season games in his final season with Green Bay, including his first two career starts... Recorded 32 total tackles, including 21 solos, 8.0 sacks and four FRs... Tied career-high with eight sacks... Returned two FRs for TDs in 1999 to tie both the NFL and Packer single-season records... Recorded one sack in season-opener vs. OAK (9/12) on Raiders' final play... Posted season-high two sacks vs. DET (9/19)... Forced and recovered a fumble on sack vs. TB (10/10)... Recorded three tackles, plus one PD, at DEN (10/17)... Also had three tackles, including a sack of Jim Harbaugh, at SD (10/24)... Forced another fumble at DAL (11/14)... Forced a fumble on Monday Night Football at SF (11/29)... Scooped up a Todd Sauerbrun fumble and raced 45 yards at CHI (12/5) for his third NFL TD while also recording two sacks among a season-high four tackles... Recovered fumble at CAR (12/12) and returned it 18 yards for a TD... Forced and recovered fumble by Curtis Enis vs. CHI (11/7)... Tied season-high with four tackles at MIN (12/20) while forcing one fumble. **1998** - Saw regular duty with the Pack as an outside speed rusher in pass situations, playing all 16 games for the second straight year... Typically entered the game at right defensive end in long-yardage situations, with Vonnie Holliday moving inside to tackle... Tied Holliday for second on the team in sacks with eight... Led the club with three FRs... Also had 26 tackles, 20 solos, one INT, one FF, three PDs and one PAT block... Contributed three special teams tackles... Posted season-high two sacks, including recovery of his own forced fumble, vs. TB (9/13)... Registered 1.5 sacks at CIN (9/20)... Solid all-around game vs. SF (11/1) posting one sack and blocking a PAT attempt... Recorded longest fumble return in Green Bay history (88 yards) at PIT (11/9) to score his first career TD... Played majority of game vs. TEN (12/20), making six tackles... Added second TD of the year - a 33-yard INT return - at CHI (12/27) in regular-season finale... Also had sacks vs. DET (9/6), vs. PHI (11/29) and vs. CHI (12/13), while sharing a sack with Reggie White vs. DET (10/15)... Made one solo tackle in playoff loss at SF (1/3/99). **1997** - Received increased defensive role for Green Bay during the playoffs after seeing primarily special teams duty throughout the regular season... Played in all 16 regular-season games for the first time as a pro and all three playoff contests, including Super Bowl XXII... Posted 1.5 sacks among his three total tackles in limited regular-season play on defense... Finished fourth on the club

2002 Chicago Bears

The Players

with 12 special teams tackles during the regular season... Registered three sacks during the post-season to tie for the NFL lead... Recorded one sack vs. DET (11/2)... Season-high two tackles, including one half sack, vs. STL (11/9)... Posted one sack vs. TB (1/4/98) in the Divisional Playoff... Recorded two fourth-quarter sacks in the NFC Championship win at SF (1/11/98), including one FF. **1996** - Made immediate impression as a Packer rookie when he led the NFL in pre-season sacks (5.5)... Played in 10 regular-season games and in all three postseason contests, including Super Bowl XXXI... Totaled five special teams tackles during the regular season... Added one sack and one FF, posted five tackles... Split a sack vs. SD (9/15)... Recorded two special teams stops vs. MIN (12/22)... Forced a fumble at STL (11/24) while sharing a sack... Picked up first full sack in NFC Championship win vs. CAR (1/12/97)... Registering two special teams tackles in Super Bowl win vs. NE (1/26/97)... Drafted in the seventh round (252nd overall) by Green Bay.

COLLEGE: Two-year starter and three-time letterman (1993-95) at Ball State... Linebacker his first three years before switching to defensive end as a senior... School's all-time sacks leader with 25 was the sack leader for the Cardinals his last two seasons... Recorded 195 career tackles (121 solos), including 33 TFLs, with three FRs, one FF, one INT, three PDs and two blocked punts... All-Mid American Conference first-team pick by league coaches and Football News as a senior... Also team's MVP and served as a tri-captain in 1995, when he led the squad with 11 sacks (15th in the nation) and the MAC with 18 TFLs... Paced the team in sacks with nine among a career-best 82 tackles as a junior... Played in every game, including the Las Vegas Bowl, his sophomore campaign... Saw action in six games as a redshirt freshman in 1992... Played in four games for BSU's basketball team as a senior and competed in the shot put for the school at one track meet, placing third... Earned a B.S. degree in history.

PERSONAL: All-conference and all-metro selection at Highland Park (Mich.) H.S... Earned three letters playing offensive guard and linebacker... Had 65 tackles, four sacks and two INTs as a senior... Also served as team's punter, averaging 40 yards per kick... Lettered three times in track, he competed in the 200-meter dash (best time was 23.9) and was a state qualifier in the shot put (best mark was 55'0")... Also lettered in wrestling and tennis... Uncle, Reggie, played for the Buffalo Bills and Seattle Seahawks... Served as a training camp ball boy for the Seahawks for three summers while in high school... Born Keith Derrick McKenzie in Detroit, Mich... Worked with his uncle's charity, the 'Reggie McKenzie Foundation' in Detroit... Has demonstrated his community commitment by lending support to the Make-A-Wish Foundation Celebrity Waiter Dinner and The Cleveland Browns Foundation.

McKenzie's Pro Stats

	Int-Yds	Tkls-Solo	FF	FR	PD	Sack-Yds	G-GS
1996 Green Bay	0-0	5-2	1	0	0	1-NA	10-0
1997 Green Bay	0-0	3-1	0	0	0	1.5-NA	16-0
1998 Green Bay	1-33t	26-20	1	3	3	8-NA	16-0
1999 Green Bay	0-0	32-21	5	4	0	8-NA	16-2
2000 Cleveland	0-0	61-39	2	1	1	8-58.5	16-16
2001 Cleveland	0-0	15-14	0	0	2	3-22	7-6
Career	1-33t	142-97	9	8	6	29.5-NA	81-24

Also: Special Teams Tackles: 21 - 1996 (5), 1997 (12), 1998 (3), 1999 (1).

POSTSEASON

	Int-Yds	Tkls-Solo	FF	FR	PD	Sack-Yds	G-GS
1996 Green Bay	0-0	1-1	0	0	0	1-NA	3-0
1997 Green Bay	0-0	3-3	1	0	0	3-NA	3-0
1998 Green Bay	0-0	1-1	0	0	0	0-0	1-0
Career	0-0	5-5	1	0	0	4-NA	7-0

Also: Special Teams Tackles: 3 - 1996 (2), 1997 (1).

McKenzie's Single Game Highs


Tackles: 7 at PIT (10/22/00)

Sacks: 3 at CIN (9/10/00)

Interceptions: 1 at CHI (12/27/98)

2002 Chicago Bears

The Players



TODD McMILLON

Cornerback

5-11 188

September 26, 1974

Northern Arizona

Bears season: 2 NFL Season: 3

Acquired as unrestricted free agent in 2000

26

PRO CAREER: Developed into a solid special teams player for the Bears last season while also getting more opportunities as an extra defensive back... Signed with the Bears during the offseason of 2000 and began the last two campaigns on the practice squad before being elevated to the active roster each season... Well-traveled veteran honed his skills by seeing major playing time in NFL Europe last year after three seasons (1997-99) with the Saskatchewan Roughriders of the Canadian Football League... Career CFL totals include 136 tackles and four INTs in 48 games.

2001 SEASON: Saw the most extensive playing time of his NFL career as he tallied seven special teams tackles and appeared as a reserve corner in Games 9-16, plus the playoff contest... Bears Practice Squad member Games 1-8; signed to the Bears active roster 11/13... Made 2001 debut as extra defensive back at TB (11/18) and notched one special teams tackle... Posted one tackle on special teams at WASH (12/23)... Recorded two solo tackles on special teams at DET (12/30) and prevented a touchback with an acrobatic save of the ball at the goal line on punt downed at the Lion four-yard line... Contributed first career defensive tackle vs. JAX (1/6/01) and added one special teams stop... Registered two special teams tackles in the Divisional Playoff vs. PHI (1/19/02)... Prepared for the season with an all-Pro campaign for the Frankfurt Galaxy of NFL Europe during the spring and summer of 2001. **Games played-started: 8-0**

PREVIOUS SEASONS: 2000 - Saw reserve playing time over Chicago's final three games, primarily playing on special teams... Member of the Bears practice squad for the first 11 games... Placed on the active roster on 11/15... Inactive vs. TB (11/19) and at NYJ (11/26)... Dressed but did not play vs. GB (12/3)... Made NFL debut vs. NE (12/10) on special teams... Saw reserve cornerback time in season finale at DET (12/24)... Signed with Bears as a free agent during offseason (2/16). **1999** - Started 18 games at cornerback in his third and final season with Saskatchewan... Recorded 43 tackles, one TFL, one INT and one fumble recovery. **1998** - Set career-highs with 65 tackles and two INTs with the Roughriders in 18 games. **1997** - Saskatchewan's nominee for Rookie-of-the-Year in 1997.

COLLEGE: Spent five years at Northern Arizona... Named all-Big Sky as a senior while being credited with 41 tackles, one INT and one fumble recovery in 10 games (nine starts).

PERSONAL: Attended Cerritos H.S. in Bellflower, Calif.... Models clothes for retailers such as the Gap in his free time... He and fiancée Erin have one daughter, Skye Hunter... The youngest of two children of Wiley and Joe Ann McMillon.

McMillon's Pro Stats

	Int-Yds	Tkls-Solo	FF	FR	PD	Sack-Yds	G-GS
2000	0-0	0-0	0	0	0	0-0	3-0
2001	0-0	1-1	0	0	0	0-0	8-0
Career	0-0	1-1	0	0	0	0-0	11-0

Also: Special Teams Tackles: 7 - 2001 (7).

POSTSEASON

	Int-Yds	Tkls-Solo	FF	FR	PD	Sack-Yds	G-GS
2001	0-0	0-0	0	0	0	0-0	1-0
Career	0-0	0-0	0	0	0	0-0	1-0

Also: Special Teams Tackles: 2 - 2001 (2).

McMillon's Single Game Highs

Tackles: 1 vs. JAX (1/6/02)

Solos: 1 vs. JAX (1/6/02)

2002 Chicago Bears

The Players



R.W. McQUARTERS

Cornerback

5-10 198

December 21, 1978

Oklahoma State

Bears season: 3 NFL Season: 5

Acquired via trade with San Francisco in 2000

21

PRO CAREER: Won starting cornerback during preseason position and thrived while featuring career-highs in tackles, passes defended and interceptions... Also shared in the punt return duties for the first time as a Bear... Steady contributor to the Bears defense in 2000, playing mostly in nickel situations in his first year with the team... Acquired by Chicago (6/5/00) through trade with San Francisco in exchange for a conditional 2001 draft pick... Began NFL career in San Francisco as the 49ers primary kickoff and punt returner while starting 11 of 27 games at cornerback... Totaled 91 tackles, 13 PDs and one INT in two years with the Niners.

2001 SEASON: Started all 16 games, plus the playoff contest, for the first time in his career and led the Bears with career-high 21 PDs and led secondary with career-high 89 tackles, including six TFLs... Tied for second on Bears with three INTs... Named first-team all-Pro by *Sports Illustrated*... Tied for team lead with 10 tackles (one TFL) and one PD at BALT (9/9)... Credited with one FF vs. MIN (9/23) and Culpepper sack among six tackles; two PDs; 1-7 punt returns... Three-tackle performance vs. ARIZ (10/14) highlighted by 69-yard fumble return TD... Recorded five tackles and five PDs, including 43-yard INT return, at CIN (10/21); 6-51 punt returns... Equaled high among secondary with six tackles vs. SF (10/28)... Led secondary with five tackles vs. GB (11/11); one PD... Grabbed INT at TB (11/18); shared lead among secondary with eight tackles (two TFLs)... Posted seven tackles and two PDs at MIN (11/25)... Recorded four tackles vs. DET (12/2), including one TFL... Netted three PDs and one INT vs. TB (12/16)... Delivered five tackles, one TFL and one PD at WASH (12/23)... Led secondary with eight tackles at DET (12/30)... Contributed six tackles and one PD vs. JAX (1/6/02)... Ranked second on team with nine tackles in the Divisional Playoff vs. PHI (1/19/02) in first career postseason start. **Games played-started: 16-16**

PREVIOUS SEASONS: 2000 - Played 15 games in his first season with the Bears, making two starts in 'nickel' situations... Totaled 30 tackles, including 22 solos, in specialized role... Dressed but did not play in season opener at MIN (9/3)... Recorded one tackle and one PD in win at GB (10/1)... Made three tackles and one special teams stop vs. IND (11/5)... Started first game as a Bear at BUF (11/12) and contributed three solo tackles... Wrapped up four solo tackles and one PD in start vs. NE (12/10)... Delivered season-high five tackles at SF (12/17) in return to former professional home... Stepped up in the clutch at DET (12/24) by giving Chicago a fourth-quarter lead with a 61-yard INT return for a TD and setting up the last-second, game-winning FG by forcing a fumble with less than one-minute to play. Added four tackles, including his first career sack, to earn NFC Defensive Player-of-the-Week honors. **1999** - Played in 11 games with four starts at cornerback in his final season with San Francisco... Led team with 26 kickoff returns for 568 yards... Finished season with 35 tackles, four PDs and one INT... Returned six kickoffs for career-best 141 yards, including long of 41, at JAX (9/12)... Played nickel back vs. TEN (10/3) posting four solo stops and a 32-yard punt return... Made first start of season at left cornerback vs. CAR (10/17), returning first career INT 25 yards and totaling six tackles... Started at MIN (10/24)... Recorded five tackles, four solo, in start vs. PIT (11/7)... Started and posted seven tackles and one PD at NO (11/14)... Also returned four kickoffs 94 yards at Saints... Returned four kickoffs 92 yards, including long of 30, vs. STL (11/21)... Left game in second quarter vs. GB (11/29) with separated right shoulder... Missed final five games of season after being placed on Injured Reserve (11/30). **1998** - Started seven of 16 regular season games at right cornerback as a rookie for the 49ers... Served as primary punt and kick returner... Totaled 56 tackles and nine PDs... Recorded 47 punt returns for 406 yards and one TD and 17 kickoff returns for 339 yards... Recorded 37-yard punt return vs. ATL (9/27)... Subbed at cornerback and collected three solo tackles at NO (10/11) while also returning six punts 60 yards... Returned five kickoffs for 112 yards at GB (11/1)... Returned six kickoffs 105 yards vs. CAR (11/8)... Earned first career start and recorded career-high 10 tackles at ATL (11/15)... Collected career-best nine solo stops vs. NYG (11/30)... Started and recorded seven solo tackles and one PD at CAR (12/6)... Returned punt 72

2002 Chicago Bears

The Players

yards for TD vs. STL (12/27) and notched eight tackles... Returned six kickoffs 128 yards vs. GB (1/3/99) in Wild Card Playoff... Returned three kickoffs 57 yards at ATL (1/9/99) in Divisional Playoff... Drafted in the first round (28th overall) by San Francisco.

COLLEGE: Triple-threat weapon as defensive back, wide receiver and return man in three seasons at Oklahoma State (1995-97)... Started nine games at wide receiver in addition to starting at both free safety and left cornerback as a junior... Second in nation with school record 521 punt return yards for 16.3-yard average and one TD... Added 195 yards on eight kickoff returns for average of 24.4 yards per attempt... Registered 38 tackles, two fumble recoveries and one INT... Finished with eight receptions for 245 yards (30.6 avg.) and two TDs... Rushed for 69 yards on two carries (34.5 avg.) and one TD... As sophomore, started first seven games of season at free safety before suffering broken foot against Iowa State... Named honorable mention All-Big XII as defensive back... Finished with 64 tackles, two INTs and two PDs... Totalled 465 return yards, averaging 13.4 per punt return and 22.1 per kickoff return... All-Big Eight conference honors as kick returner as freshman, moving into the starting lineup in second game of season at right cornerback... Finished with 62 tackles, one sack and three INTs... Member of OSU basketball team during freshman and sophomore years, serving as backup point guard... Majored in broadcast journalism.

PERSONAL: Prepped at Washington H.S. in Tulsa, Okla.... *USA Today* and *Parade* all-America selection as senior... Two-time all-state selection... Defensive Player-of-the-Year by both *Tulsa World* and *Daily Oklahoman*... Prep career included 23 catches for 571 yards and 16 TDs... Rated top defensive back in Midwest by *Blue Chip Illustrated*... Doubled as starting point guard for basketball team... Uncle Eddie McQuarters is member of Canadian Football Hall of Fame... Partnered with fellow members of Bears secondary and Meals on Wheels for the past two seasons to "Intercept Hunger" with meal donations being made based on participating players' performances each game... Full name is Robert William McQuarters II... Has one son, Robert William III.

McQuarters' Pro Stats

	Int-Yds	Tkls-Solo	FF	FR	PD	Sack-Yds	G-GS
1998 San Fran.	0-0	56-48	0	0	9	0-0	16-7
1999 San Fran.	1-25	35-29	0	0	4	0-0	11-4
2000 Bears	1-61t	30-22	1	0	3	1-2	15-2
2001 Bears	3-47	89-57	1	1	21	1-0	16-16
Career	5-133	210-156	2	1	37	2-2	58-29

Also: INT return for TD at DET (12/24/00); FUM return for TD vs. ARIZ (10/14/01).

POSTSEASON

	Int-Yds	Tkls-Solo	FF	FR	PD	Sack-Yds	G-GS
1998 San Fran.	0-0	0-0	0	0	0	0-0	2-0
2001 Bears	0-0	9-8	0	0	1	0-0	1-1
Career	0-0	9-8	0	0	1	0-0	3-1

	KOR	Yds	Avg	Lg	TD	PR	Yds	Avg	Lg	TD
1998 San Fran.	17	339	19.9	45	0	47	406	8.6	72t	1
1999 San Fran.	26	568	21.8	37	0	18	90	5.0	32	0
2000 Bears	0	0	0.0	-	0	0	0	0.0	-	0
2001 Bears	0	0	0.0	-	0	12	96	8.0	16	0
Career	43	907	21.1	45	0	77	592	7.7	72t	1

Also: Punt return for TD vs. STL (12/27/98).

POSTSEASON

	KOR	Yds	Avg	Lg	TD	PR	Yds	Avg	Lg	TD
1998 San Fran.	9	185	20.6	25	0	3	19	6.3	19	0
2001 Bears	0	0	0.0	-	0	0	0	0.0	-	0
Career	9	185	20.6	25	0	3	19	6.3	19	0

McQuarters' Single Game Highs

Tackles: 10, last at TB (11/18/01)	Kickoff Return Yards: 141 at JAX (9/12/99)
Solos: 9, last at BALT (9/9/01)	Long Punt Return: 72t vs. STL (12/27/98)
Punt Returns: 6, last at CIN (10/21/01)	Long Kickoff Return: 45 at STL (10/25/98)
Kickoff Returns: 6, last at JAX (9/12/99)	Interceptions: 1, last vs. TB (12/16/01)
Punt Return Yards: 100 vs. STL (12/27/98)	Long INT return for TD: 61 at DET (12/24/00)

2002 Chicago Bears

The Players



THAN MERRILL

Safety

6-2 212

December 12, 1977

Yale

Bears season: 2 NFL Season: 3

Acquired as waived free agent in 2001

22

PRO CAREER: Served as a special teamer and reserve defensive back during his rookie season... Gained on-field experience during past this offseason while ranking among the leading tacklers as a starting safety for the F.C. Barcelona Dragons of NFL Europe.

2001 SEASON: Finished tied for tenth on the Bears with seven special teams tackles as a rookie... Claimed by Chicago (9/3) prior to the start of the regular season after Tampa Bay placed him on waivers following training camp... Appeared primarily on special teams in Games 2-16 after being inactive for his initial week with the team... Inactive for season opener at BALT (9/9)... Recorded one special teams tackle vs. MIN (9/23) in NFL debut... Made first appearance in Bears secondary at ATL (10/7), playing in nickel situations... Led Bears with three special teams tackles vs. GB (11/11)... Inactive for the Divisional Playoff vs. PHI (1/19/02)... Drafted in the 7th round (223rd overall) by Tampa Bay. **Games played-started: 15-0**

COLLEGE: Powerful hitter who played free and strong safety for the Bulldogs (1998-2000)... Played three years at Yale after transferring from Stanford (1996) prior to his sophomore season, posting 202 career tackles and seven INTs in 30 games at Yale... Named first-team all-Ivy League and all-New England as a senior, totaled 56 tackles and two INTs while playing in 10 games as a senior... Had top season while starting all 10 games as a junior, posting 77 tackles and four INTs en route to being named first-team all-Ivy and second-team all-ECAC honors... Started final nine games as a sophomore in his first season at Yale, racking up 69 tackles and one INT playing both safety positions... Also returned six kickoffs for 88 yards for the Bulldogs... In his lone season as a Cardinal, registered 29 tackles, 2 INTs and two PDs while making the transition from QB to safety... Majored in Political Science.

PERSONAL: Highly touted prep QB coming out of Fresno (Calif.) H.S... Completed 308-of-541 passes for 3,841 yards and 29 TDs as a three-year starter... Garnered first-team all-Far West and all-city honors after throwing for 1,715 yards and 18 TDs as a senior... Also rushed for 348 yards and six TDs... Named the California All-Star Football Team League MVP... Also was a standout prep wrestler, posting a 40-4 record... His high school class Valedictorian, he won the 1996 CIF Scholar Athlete Award for California.

Merrill's Pro Stats

	Int-Yds	Tkls-Solo	FF	FR	PD	Sack-Yds	G-GS
2001	0-0	0-0	0	0	0	0-0	15-0
Career	0-0	0-0	0	0	0	0-0	15-0

Also: Special Teams Tackles: 7 - 2001 (7).

Merrill's Single Game Highs

ST Tackles: 3 vs. GB (11/11/01)

2002 Chicago Bears

The Players



AHMAD MERRITT

Wide Receiver

5-10 193

February 5, 1977

Wisconsin

Bears season: 2 NFL Season: 3

Acquired as unrestricted free agent in 2000

81

PRO CAREER: Performed diligently on the Bears practice squad for nearly two full seasons before being activated for the final two games of the 2001 regular season... Played a prominent role as the top receiver for the Berlin Thunder of NFL Europe during their World Bowl championship season of 2001.

2001 SEASON: Made a considerable contribution to Chicago's playoff effort after spending the first 14 games of the season on the practice squad... Was the Bears third-leading receiver in the preseason with eight catches for 85 yards and a TD... Moved up to the active roster (12/29) after an injury to Dez White... Made his NFL debut as a reserve wideout and special teamer at DET (12/30)... Gained 13 yards on his first career reception en route to 20 yards on two catches vs. JAX (1/6/02)... Scampered 47 yards on a reverse for a go-ahead TD in the second quarter of the Divisional Playoff vs. PHI (1/19/02); added two special teams tackles. **Games played-started: 2-0**

PREVIOUS SEASONS: 2000 - Placed on Chicago's practice squad for the entire season following 2000 training camp... Originally signed by Chicago as an undrafted free agent.

COLLEGE: Started 21 games in his four-year career at Wisconsin (1996-1999)... Caught 36 passes for 528 yards and two TDs as a Badger... Also a return specialist, recorded 28 kickoff returns for 521 yards and 25 punt returns for 165 yards... Saw action in 12 games as a senior with two starts, catching nine passes for 141 yards with a long reception of 41 yards... Also had nine catches in his junior campaign for 126 yards... Hauled in three passes for 46 yards as a sophomore while returning 26 kickoffs for 502 yards and 23 punts for 125 yards... Collected career-best 15 receptions as a redshirt freshman while serving as the Badgers' third receiver most of the year... Started seven games that year, recording two TD catches... Majored in zoology.

PERSONAL: Earned all-America honors from *Prep Football Report* and *Super Prep* as senior at St. Rita H.S. in Chicago... Amassed career totals of 63 receptions for 1,240 yards (19.7 avg.) and 21 TDs as a prep... Totaled 23 catches for 675 yards as a senior, despite missing four games due to injury... Currently working towards gaining his real estate license in the state of Illinois.

Merritt's Pro Stats

	Rec	Yds	Avg	Lg	TD	Rush	Yds	Avg	Lg	TD	G-GS
2001	2	20	10.0	13	0	0	0	0.0	-	0	2-0
Career	2	20	10.0	13	0	0	0	0.0	-	0	2-0

POSTSEASON

	Rec	Yds	Avg	Lg	TD	Rush	Yds	Avg	Lg	TD	G-GS
2001	0	0	0.0	-	0	1	47	47.0	47t	1	1-0
Career	0	0	0.0	-	0	1	47	47.0	47t	1	1-0

Also: Special Teams Tackles: 2 - 2001 (2).

Merritt's Single Game Highs

Receptions: 2 vs. JAX (1/6/02)
Rec. yards: 20 vs. JAX (1/6/02)

Long rec: 13 vs. JAX (1/6/02)
Rushing TD: 1 vs. PHI (1/19/02)*

* Playoff Game

2002 Chicago Bears

The Players



JIM MILLER

Quarterback

6-2 225

February 9, 1971

Michigan State

Bears season: 5 NFL Season: 9

Acquired as waived free agent in 1998

15

PRO CAREER: Owns a 13-7 regular season record as a starter with Chicago... Led the Bears to their first playoff berth in six years in 2001 with a career-best campaign in all statistical categories... Spent the 2001 offseason rehabilitating from a torn left Achilles tendon suffered during the 2000 season... His best previous season came in 1999, throwing for 1,242 yards and seven TDs in only five games while leading Chicago with an 83.5 QB rating and setting a Bears record by completing 63.2 percent of his passes... Active for final four games of 1998 after signing with Chicago (12/2/98) when Erik Kramer was placed on injured reserve... Spent 1998 training camp with Detroit... Served as a back-up QB in Pittsburgh (1994-96), Atlanta (1997) and Jacksonville (1997).

2001 SEASON: The Bears undisputed field general led the team with career-highs in attempts (395), completions (228), yards (2,299), and TD passes (13) while playing a career-high 14 games, including 13 starts plus the postseason contest... Missed first two preseason games while recovering from a pulled left hamstring suffered on the first day of camp, but returned to see action in the final two exhibitions... Did not play as the backup in Games 1 and 7... Led Bears to victory vs. MIN (9/23) with two fourth-quarter TD passes after relieving injured Shane Matthews in the second quarter; threw for 204 yards on 18-of-29 passing, two TDs, one INT... Was 17-of-26 passing for 196 yards at ATL (10/7) with season-long 63-yard TD pass play... Threw for 232 yards on 23-of-30 passing at CIN (10/21) with two TDs... Passed for 63 yards (5-of-16, one INT) vs. SF (10/28) before exiting in the second quarter with left hip pointer... Posted season-highs of 47 attempts and 28 completions in 201-yard effort vs. GB (11/11)... Hit Marty Booker for TDs of 28, 44 and 66 yards at TB (11/18); 14-of-25 for 228 yards, three TDs, one INT... Highlighted 190-yard game vs. TB (12/16) with 62-yard pass play to Terrell; two TDs... Connected for season-high 252 yards at DET (12/30) on 17-of-30 passing with two TDs... Guided Bears to division-clinching win vs. JAX (1/6/02) on 19-of-28 passing for 159 yards and one TD... Knocked out of the Divisional Playoff vs. PHI (1/19/02) in the second quarter after being hit during an Eagles INT return; completed 3-of-5 passes for 23 yards before the injury. **Games played-started: 15-13**

PREVIOUS SEASONS: 2000 - Started two games for Chicago and served as the backup QB for the first eight games of the year, but had his season ended by an Achilles tendon injury in his third appearance... Finished third on the Bears with 382 yards passing (47-of-82)... Made 2000 debut at PHI (10/22) in the first half after shoulder injury to Cade McNown and completed 14-of-34 passes for 128 with a long play of 33 yards... Led Bears to upset win in start vs. IND (11/5) with 214 yards in the air and one TD on 24-of-35 passing... Started game at BUF (11/12) going 9-of-13 for 40 yards before leaving game in the second quarter with a torn left Achilles tendon... Placed on Injured Reserve (11/13)... Had successful surgery to repair his Achilles (11/14). **1999** - Opened season as third QB but stepped into prominence following injuries to McNown and Shane Matthews... Played in five games, starting three, and set career-highs in all passing categories... Topped Chicago with an 83.5 QB rating, hitting 110-of-174 passes for 1,242 yards and seven TDs... Established Bears single-season record with completion percentage of 63.2... Inactive as third QB for six of first eight games... Stepped in for McNown in third quarter at TB (10/24) for first Bears action, hitting 10-of-22 passes for 117 yards... Inactive at WASH (10/31)... Replaced injured McNown at GB (11/7) and completed 16-of-29 passes for 142 yards, including game-winning TD in third quarter... Earned first career start as a Bear vs. MIN (11/14), setting career-highs in attempts (48), completions (34), passing yards (422) and TD passes (three). Became only fourth Bears QB in team history to throw for 400+ yards in a game and the first since Bill Wade in 1962 while setting a new Bears single-game record for completions... Followed up with 357-yard performance at SD (11/21), hitting 25-of-38 passes in OT win... First Chicago QB to record back-to-back 300-yard games since Wade in '62... Completed 25-of-37 passes for 204 yards and two TDs at DET (11/25) in his third start... Suspended by NFL (banned substance) for final four games of season. **1998** - Did not see playing

2002 Chicago Bears

The Players

time as a Bear... Back-up QB for final four games of season... Spent training camp with Detroit before being waived. **1997** - Began season with Pittsburgh before being waived in cut-down to 53-man roster... Signed with Jacksonville (9/2) but was later waived (9/23) without seeing any playing time... Signed with Atlanta (10/27) and was inactive for team's final eight contests. **1996** - Won starting QB position for Pittsburgh in training camp... Completed nine of 17 passes for 83 yards in first career start at Jax (9/1) before being replaced in second half by Mike Tomczak... Did not play in next seven games... Played over two quarters for injured Tomczak vs. STL (11/3)... Did not play for remainder of season. **1995** - Played in three games for Steelers... Designated third QB vs. SEA (9/3), but took first NFL snaps in fourth quarter after Lions knocked out both Neil O'Donnell and Mike Tomczak... Relieved Tomczak at MIA (9/18) in fourth quarter and completed 18-of-29 passes for 210 yards and first career TD... Entered game in the third quarter vs. MIN (9/24) and completed 15-of-27 passes for 195 yards with one TD. **1994** - Inactive for all 16 games... Played in WIAF for Frankfurt Galaxy following 1994 season... Drafted in sixth round (178th overall) by Pittsburgh.

COLLEGE: Set school record at Michigan State with 467 career completions and 62.9 completion rate... Ended collegiate career ranked third in Spartans history with 5,037 passing yards and 746 pass attempts... Completed 215-of-336 passes as senior for 2,269 yards with nine TDs and 10 INTs... Became starter in fourth game of sophomore season and finished career in that role... Named Academic all-Big Ten as freshman in 1990... Earned bachelor's degree in financial administration.

PERSONAL: Prep all-America pick at Kettering H.S. in Waterford, Mich... State player of the year as senior after throwing for 1,465 yards and 11 TDs... Named all-state, all-league and all-district as pitcher... Also lettered in basketball... Member of National Honor Society... He and wife Leah have one daughter, Sophia.

Miller's Pro Stats

	Att	Cmp	Yds	Pct	Lg	TD	Int	Rate	Rush	Yds	Avg	Lg	TD	G-GS
1994 Pit	0	0	0	0.0	-	0	0	0.0	0	0	0.0	-	0	0-0
1995 Pit	57	32	397	56.1	42t	2	5	53.9	1	2	2.0	2	0	3-0
1996 Pit	25	13	123	52.0	17	0	0	65.9	2	-4	-2.0	0	0	2-1
1997 Jax/Atl	0	0	0	0.0	-	0	0	0.0	0	0	0.0	-	0	0-0
1998 Bears	0	0	0	0.0	-	0	0	0.0	0	0	0.0	-	0	0-0
1999 Bears	174	110	1,242	63.2	77t	7	6	83.5	3	9	3.0	9	0	5-3
2000 Bears	82	47	382	57.3	34t	1	1	68.2	7	5	0.7	3	0	3-2
2001 Bears	395	228	2,299	57.7	66t	13	10	74.9	29	-19	-0.7	3	0	14-13
Bears Totals	651	385	3,923	59.1	77t	21	17	76.3	39	-5	-0.1	9	0	22-18
Career	732	430	4,443	58.7	77t	23	22	74.3	42	-7	-0.2	9	0	27-19

POSTSEASON

2001 Bears	5	3	23	60.0	14	0	1	31.7	0	0	0.0	0	0	1-1
Career	5	3	23	60.0	14	0	1	31.7	0	0	0.0	0	0	1-1

Miller's Single Game Highs

Completions: 34 vs. MIN (11/14/99)
 Attempts: 48 vs. MIN (11/14/99)
 Yards Passing: 422 vs. MIN (11/14/99)

TDs: 3, last at TB (11/18/01)
 Interceptions: 3 at GB (11/7/99)
 Long Pass: 77t vs. MIN (11/14/99)

2002 Chicago Bears

The Players

Jim Miller Game-by-Game

13-7 Overall Record as a Starter (0-1 Postseason)

Pittsburgh Steelers

1995	W/L	Opponent	Att	Com	Yds	Pct.	TD	Int	Sak/Yd	Lg
9/3	L	Detroit	1	0	0	0.0	0	1	0	0
9/18	L	at Miami	29	18	210	62.1	1	1	1/8	27
9/24	L	Minnesota	27	15	195	55.6	1	3	1/0	42
TOTALS	0-0		57	32	397	56.1	2	5	2/8	42

Pittsburgh Steelers

1996	W/L	Opponent	Att	Com	Yds	Pct.	TD	Int	Sak/Yd	Lg
*9/1	L	at Jacksonville	17	9	83	52.9	0	0	2/7	17
11/3	W	St. Louis	8	4	40	50.0	0	0	0	10
TOTALS	0-1		25	13	123	52.0	0	0	2/7	17

Chicago Bears

1999	W/L	Opponent	Att	Com	Yds	Pct.	TD	Int	Sak/Yd	Lg
9/12	W	Kansas City		THIRD QB						
9/19	L	Seattle		THIRD QB						
9/26	L	at Oakland		THIRD QB						
10/3	W	New Orleans		THIRD QB						
10/10	W	at Minnesota		THIRD QB						
10/17	L	Philadelphia		DNP						
10/24	L	at Tampa Bay	22	10	117	45.5	0	1	0	50
10/31	L	at Washington		THIRD QB						
11/7	W	at Green Bay	29	16	142	55.2	1	3	1/6	33
*11/14	L	Minnesota	48	34	422	70.8	3	1	3/15	77
*11/21	W	at San Diego	38	25	357	65.8	1	0	1/2	52
*11/25	L	at Detroit	37	25	204	67.6	2	1	2/20	37
12/5	L	Green Bay		NFL SUSPENSION						
12/19	W	Detroit		NFL SUSPENSION						
12/26	L	at St. Louis		NFL SUSPENSION						
1/2	L	Tampa Bay		NFL SUSPENSION						
TOTALS	1-2		174	110	1242	63.2	7	6	7/43	77

Chicago Bears

2000	W/L	Opponent	Att	Com	Yds	Pct.	TD	Int	Sak/Yd	Lg
9/3	L	at Minnesota		DNP						
9/10	L	at Tampa Bay		DNP						
9/17	L	N.Y. Giants		DNP						
9/24	L	Detroit		DNP						
10/1	W	at Green Bay		DNP						
10/8	L	New Orleans		DNP						
10/15	L	Minnesota		DNP						
10/22	L	at Philadelphia	34	14	128	41.2	0	1	1/4	33
*11/5	W	Indianapolis	35	24	214	68.6	1	0	0	34
*11/12	L	at Buffalo	13	9	40	69.2	0	0	1/3	12
11/19	W	Tampa Bay		INJURED RESERVE (Achilles)						
11/26	L	at N.Y. Jets		INJURED RESERVE (Achilles)						
12/3	L	Green Bay		INJURED RESERVE (Achilles)						
12/10	W	New England		INJURED RESERVE (Achilles)						
12/17	L	at San Fran.		INJURED RESERVE (Achilles)						
12/24	W	at Detroit		INJURED RESERVE (Achilles)						
TOTALS	1-1		82	47	382	57.3	1	1	2/7	34

2002 Chicago Bears

The Players

Chicago Bears

2001	W/L	Opponent	Att	Com	Yds	Pct.	TD	Int	Sak/Yd	Lg
9/9	L	at Baltimore		DNP						
9/23	W	Minnesota	29	18	204	62.1	2	1	0/0	24
*10/7	W	at Atlanta	26	17	196	65.4	1	2	1/9	63
*10/14	W	Arizona	21	15	116	71.4	0	2	0/0	25
*10/21	W	at Cincinnati	30	23	232	76.7	2	0	0/0	41
*10/28	W	San Francisco	16	5	63	31.2	0	1	0/0	30
11/4	W	Cleveland		DNP						
*11/11	L	Green Bay	47	28	201	59.6	0	0	1/4	25
*11/18	W	at Tampa Bay	25	14	228	56.0	3	1	3/22	66
*11/25	W	at Minnesota	21	10	97	47.6	0	0	1/4	26
*12/2	W	Detroit	34	17	124	50.0	0	1	0/0	19
*12/9	L	at Green Bay	33	18	139	54.5	0	1	0/0	14
*12/16	W	Tampa Bay	29	14	190	48.3	2	1	3/18	62
*12/23	W	at Washington	26	13	98	50.0	0	0	0/0	16
*12/30	W	at Detroit	30	17	252	56.7	2	0	1/9	44
*1/6	W	Jacksonville	28	19	159	67.9	1	0	1/6	20
TOTALS	11-2		395	228	2,299	57.7	13	10	11/72	66
*1/19	L	Philadelphia	5	3	23	60.0	0	1	1/7	14
PLAYOFF TOTALS			5	3	23	60.0	0	1	1/7	14

(* Denotes Miller started the game)

INSTANT REPLAY'S PLAYERS

The new instant replay system reinstated in 1999 uses digital computer technology, not video tape as was employed from 1986-91. The new system affords quicker access to replays. The system is initiated by challenges from the head coaches (two per game) in all but the final two minutes of each half, and by the replay official in the booth in the final two minutes and overtime. The booth will operate under a "two-minute" mode the entire game, lining up replays of every play in case a challenge is issued.

The four individuals in the replay booth will be the "replay assistant," "technician," "video operator," and "communicator." The replay assistant is the direct and only link to the referee on the field. In the final two minutes of each half and overtime, he will make the decision on whether a play should be reviewed. The replay assistant and video operator will be assigned as a team to a different game location each week.

The system begins with a "live feed" from the network television control truck covering the game.

The technician controls the monitor, cuing the live play and replay screens during action. His monitor can accommodate six replay angles of a single play.

The replay assistant decides which replays will be relayed to the field monitor and whether an official's time out be called for a review in the final two minutes of a half or overtime. Replay assistants will have an NFL or college football officiating background.

The video operator, at the instruction of the replay assistant, controls which replays that the on-field referee will view. He can control the speed of the digital video playback.

The communicator is the replay booth's "eyes to the field." While the technician, replay assistant, and video operator are doing their jobs, the communicator is stationed in back of the other three, watching the field. He will advise the replay assistant—who is busy viewing the monitor—that "they're in the huddle," "they're at the line," "the ball is snapped" so the replay assistant will know that the next play has started, negating the possibility of a replay. He will also report to the replay assistant if an official ruling (e.g., holding, illegal procedure, etc.) has been made on the field, eliminating the need for a replay. He is also the timer of the 90 seconds allocated to the referee to make a decision on a replay. Once 90 seconds are reached, the communicator will push a button that shuts down the on-field monitor, signaling to the ref that 90 seconds are expired and the referee's decision must be announced.

2002 Chicago Bears

The Players



DAMON MOORE

Strong Safety

5-11 215

September 15, 1976

Ohio State

Bears season: 1 NFL Season: 4

Acquired as waived free agent in 2002

47

PRO CAREER: Unrestricted free agent signed a two-year deal with Chicago (6/4/02) after starting 37 consecutive games, including playoffs, at strong safety for Philadelphia over the last two seasons... Will start the 2002 season on the Bears' Physically Unable to Perform list while rehabilitating his torn left anterior cruciate ligament suffered in last year's NFC Championship game... Developed into a physical every-down safety during his three years with the Eagles while showing solid pass defense abilities with eight career interceptions... Averaged just under 100 tackles during the regular season in his two years as Philly's starting strong safety... Has been a spectacular post-season performer in his career, recovering a fumble and forcing two more in two games during his first playoff season and intercepting three passes in a span of two games the next season.

2001 SEASON: Started all 16 games at strong safety for Philadelphia for the second straight year, recording over 100 tackles for the first time in his career (105) while equaling his career-high with two INTs... Delivered spectacular post-season performance with three INTs - including an Eagle playoff record 59-yard TD return - in the first two games before injuring his knee in the third... Began the regular season vs. STL (9/9) by registering 11 tackles, including three in OT, and an INT... Recovered a fumble vs. DAL (9/30) and returned it 10 yards for his first NFL TD while adding a season-high five special teams tackles... Picked off second INT of the season during an eight-tackle performance at ARIZ (11/4)... Registered his first career sack vs. MIN (11/11)... Registered a career-high 12 tackles vs. WASH (11/25)... Recovered a fumble and added six tackles vs. NYG (12/30), highlighted by game-saving stop from behind on Ron Dixon at the Eagle six-yard line as time expired... Earned NFL Defensive Player-of-the-Week honors as he tied an Eagle post-season record with two INTs in the Wild Card game vs. TB (1/12/02) highlighted by his 59-yard fourth-quarter INT return for the game-clinching TD... Picked off his third pass of the postseason in the Divisional Playoff at CHI (1/19/02) and had an 18-yard return on the play in which Hugh Douglas knocked Bears QB Jim Miller out of the game with a separated shoulder... Posted six tackles in the NFC Championship game at STL (1/27/02) before tearing his left ACL in the fourth quarter.

Games played-started: 16-16

PREVIOUS SEASONS: 2000 - In first season as Eagles' starting strong safety, started all 16 games and both playoff contests... First among Eagles defensive backs and fourth on the club with 94 tackles... Also placed fourth on the club with two INTs - one each at GB (9/17) and at WASH (11/26)... Registered season-high 11 tackles vs. TEN (12/3). **1999** - Saw action in Philly's 16 games (one start) as a rookie, finishing with 28 tackles and one INT on defense and 22 stops on special teams (third on team)... Stepped in for injured Brian Dawkins vs. ARIZ (9/12) and contributed four tackles... Posted season-high seven tackles at BUF (9/26)... Recorded first career INT at CHI (10/17) off Cade McNown... Played mostly in nickel defenses, but recovered a fumble in his lone start coming in five-DB set at ARIZ (12/5)... Drafted in the fourth round (128th overall) by Philadelphia.

COLLEGE: Two-time, first team all-Big Ten Conference selection and a three-year starter at Ohio State... Posted 12 career INTs... As a senior, notched 81 tackles, two sacks and two INTs, including a 73-yard TD return vs. Michigan State... As a junior, recorded 67 tackles, two FRs, and three INTs, including one in the Sugar Bowl vs. Florida State... Cracked the Buckeye starting lineup as a sophomore and became the first non-linebacker since 1970 to lead OSU in tackles (89)... Also notched 5 INTs that year (including three vs. Iowa and a 28-yard TD return vs. Indiana) en route to second-team all-Big Ten honors... Majored in sociology.

2002 Chicago Bears

The Players

PERSONAL: Helped Fostoria (OH) H.S. to the state football title as a sophomore and to a three-year record of 37-2 ... An all-state QB as a junior and an all-state DB as a senior... His brother, Clayton, played football at Toledo... The son of Addie and the late Cleo Moore... He and his wife Heather have two daughters, Lexia and Alyvia.

Moore's Pro Stats

	Int-Yds	Tkls-Solo	FF	FR	PD	Sack-Yds	G-GS
1999 Philadelphia	1-28	28-19	0	1	5	0-0	16-1
2000 Philadelphia	2-24	94-57	1	0	4	0-0	16-16
2001 Philadelphia	2-2	105-61	2	4	2	1-5	16-16
Career	5-54	227-137	3	5	11	1-5	48-33

Also: Special Teams Tackles: 42 - 1999 (22), 2000 (4), 2001 (16).

POSTSEASON

	Int-Yds	Tkls-Solo	FF	FR	PD	Sack-Yds	G-GS
2000 Philadelphia	0-0	10-8	2	1	2	0-0	2-2
2001 Philadelphia	3-77	10-8	0	0	4	0-0	3-3
Career	3-77	20-16	2	1	6	0-0	5-5

Also: Special Teams Tackles: 1 - 2000 (1).

Moore's Single Game Highs

Solos: 8 vs. STL (9/9/01)

Interceptions: 2 vs. TB (1/12/02)*

Long INT Return: 59t vs. TB (1/12/02)*

*Playoff Game

DECEMBER ROAD WOES

The Bears' have struggled in December and January road games for over a decade. In the last 28 road contests in or after the month of December, Chicago has flown home as winners only five times, but have reversed that trend over the past two seasons, winning three of their last four December road games. The record includes an 18-game losing streak from 1987 to 1997. The Bears *snapped* the 18-game losing streak on Sunday evening, December 14, 1997, with a win in St. Louis. The streak spanned nearly a decade, as it was their first road victory in the month of December since a 6-3 triumph over the LA Raiders at the Coliseum on December 27, 1987—Walter Payton's final regular season game. The streak:

Date	Opponent	Stadium	Score
12-27-87 (Sunday 3 PM)	Raiders	LA Memorial Coliseum	6-3
12-5-88 (Monday night)	Rams	Anaheim Stadium	3-23
12-19-88 (Monday night)	Vikings	HHH Metrodome	27-28
12-3-89 (Sunday night)	Vikings	HHH Metrodome	16-27
12-24-89 (Sunday 3 PM)	49ers	Candlestick Park	0-26
12-9-90 (Sunday 3 PM)	Redskins	RFK Stadium	9-10
12-16-90 (Sunday night)	Lions	Pontiac Silverdome	21-38
12-23-91 (Monday night)	49ers	Candlestick Park	14-52
12-7-92 (Monday night)	Oilers	Houston Astrodom	7-24
12-20-92 (Sunday 3 PM)	Lions	Pontiac Silverdome	3-16
12-27-92 (Sunday 3 PM)	Cowboys	Texas Stadium	14-27
12-12-93 (Sunday noon)	Buccaneers	Tampa Stadium	10-13
1-2-94 (Sunday 3 PM)	Rams	Anaheim Stadium	6-20
12-1-94 (Thursday night)	Vikings	HHH Metrodome	27-33 OT
12-11-94 (Sunday noon)	Packers	Lambeau Field	3-40
12-4-95 (Monday night)	Lions	Pontiac Silverdome	7-27
12-10-95 (Sunday noon)	Bengals	Riverfront Stadium	10-16
12-1-96 (Sunday noon)	Packers	Lambeau Field	17-28
12-22-96 (Sunday noon)	Buccaneers	Houlihan's Stadium	19-34
12-14-97 (Sunday night)	Rams	TWA Dome	13-10
12-6-98 (Sunday night)	Vikings	HHH Metrodome	22-48
12-13-98 (Sunday noon)	Packers	Lambeau Field	20-26
12-26-99 (Sunday noon)	Rams	TWA Dome	12-34
12-17-00 (Sunday 3 PM)	49ers	3Com Park	0-17
12-24-00 (Sunday noon)	Lions	Pontiac Silverdome	23-20
12-9-01 (Sunday noon)	Packers	Lambeau Field	7-17
12-23-01 (Sunday noon)	Redskins	FedEx Field	20-15
12-30-01 (Sunday noon)	Lions	Pontiac Silverdome	24-0

2002 Chicago Bears

The Players



STANLEY PRITCHETT

Fullback

6-2 250

December 22, 1973

South Carolina

Bears season: 2 NFL Season: 7

Acquired as waived free agent in 2001

36

PRO CAREER: Veteran fullback signed with the Bears in 2001 as his third NFL organization after being waived by the Eagles after training camp... Set personal single-season bests with Philly in 2000 by rushing for 225 yards on 58 carries while also catching 25 passes for 193 yards... Began his career by playing four years in Miami, accumulating 211 rushing yards and one TD on 63 carries while catching 98 passes for 798 yards and six TDs... Played in 52 career regular-season games, including 40 starts, for the Dolphins.

2001 SEASON: Became a valuable reserve at fullback for the Bears... Was most active as a blocker for the return units in his seven games played, plus the playoff contest... Signed with Chicago (10/17) during Week Five... Not with team Games 1-4; Inactive Games 5, 6... Made Bears debut at fullback vs. CLE (11/4)... Active but did not play Games 8-10, but appeared on special teams and as a reserve fullback the last six games of the season, plus the Divisional Playoff vs. PHI (1/19/02).
Games played-started: 7-0

PREVIOUS SEASONS: 2000 - Played in 16 regular-season games, including two starts, and one playoff contest with Philly... Part of a four-man 'running back committee' in absence of injured starter Duce Staley... Playing primarily in a one-back offense, finished with career-high 225 rushing yards on 58 carries while catching 25 passes for 193 yards... Scored first Eagles TD with a one-yard run at ARIZ (10/15)... Fractured tibia in Wild Card Playoff win vs. TB (12/31), causing him to miss Divisional Playoff at NYG (1/7/01). **1999** - Started seven of 14 regular season games in his final season in Miami, added two playoff starts... Posted then-career-highs in rushing yards (158), receptions (43) and total TDs (five) for the season... Inactive for Games 1 and 2 due to a left knee sprain... Caught six passes on Dolphins' final drive at NE (10/17), including game-winning five-yard TD catch with 28 seconds to play in come-from-behind win... Caught three passes for 19 yards in win at OAK (10/31)... Reeled in second TD catch of season on six-yard toss from Damon Huard vs. TEN (11/7)... Starting at tailback for injured J.J. Johnson at NYJ (12/12), rushed 17 times for 68 yards and caught seven passes... Rushed twice for four yards at SEA (1/9/00) in Wild Card Playoff... Carried two times for 77 yards and caught two passes for 17 yards at JAX (1/15/00) in Divisional Playoff loss. **1998** - Started 12 of 16 regular season games played and one of two playoff games... Recorded first career rushing TD one-yard run vs. NYJ (12/13)... Scored two-point conversion in Wild Card Playoff win vs. BUF (1/2/99); rushed twice for seven yards as starting fullback. **1997** - Played in only six games, five starts, due to a right knee injury suffered vs. TEN (9/7)... Inactive for the next 10 games after having surgery to repair the injury... Returned to action at OAK (11/30)... Caught two passes for 11 yards in regular-season finale vs. NE (12/22)... Started Wild Card Playoff loss at NE (12/28) and lost one yard on his only rushing attempt. **1996** - As a Dolphins rookie, started all 16 games at fullback and ranked third on Miami in receptions (33 for 354 yards)... Led Miami with six catches for 77 yards vs. NE (9/1) in his NFL debut, including a 52-yard play... Hauled in a 74-yard TD from Marino vs. NYJ (9/15), marking the longest reception ever by a Dolphins running back and the second longest reception by a rookie in club history... Caught 16-yard TD pass vs. DAL (10/27)... Drafted in the fourth round (118th overall) by Miami.

COLLEGE: Four-year letterman and two-year starter at South Carolina (1992-95)... Rushed 252 times for 1,096 yards and 16 TDs plus 111 receptions for 1,041 yards and six TDs in his career... As a senior, teamed with Eagles RB Duce Staley to earn second-team all-SEC honors, rushing for 333 yards and eight TDs on 86 carries plus 62 receptions for 664 yards and four TDs... Started first three games at tailback before moving to fullback... In first game at tailback, had nine catches for 131 yards, including a 92-yard TD, while also posting a one-yard TD run vs. Kentucky... Named SEC Player-of-the-Week, rushing for three TDs and had 12 receptions for 113 yards and one TD vs. Mississippi State... Earned bachelor's degree in history in less than four years... Plans to attend law school.

2002 Chicago Bears

The Players

PERSONAL: Named MVP for Frederick Douglass H.S. as a senior, catching 32 passes for 750 yards and nine TDs as a tight end... Also lettered in track... Has participated in events benefiting the Cystic Fibrosis Foundation... The youth football camp that he sponsors in Atlanta is in its second season... Stanley Jerome Pritchett is the second oldest of four children, all boys... He and wife Nancy have three daughters: Danays, Savannah and Sydney.

Pritchett's Pro Stats

	Rush	Yds	Avg	Lg	TD	Rec	Yds	Avg	Lg	TD	G-GS
1996 Miami	7	27	3.9	16	0	33	354	10.7	74t	2	16-16
1997 Miami	3	7	2.3	4	0	5	35	7.0	17	0	6-5
1998 Miami	6	19	3.2	11	1	17	97	5.7	24	0	16-12
1999 Miami	47	158	3.4	25	1	43	312	7.3	30	4	14-7
2000 Philadelphia	58	225	3.9	16	1	25	193	7.7	17	0	16-2
2001 Bears	0	0	0.0	-	0	0	0	0.0	-	0	7-0
Career	121	436	3.6	25	3	123	991	8.1	74t	6	75-42

Also: Special Teams Tackles: 4 - 1997 (1), 1998 (1), 2000 (2).

POSTSEASON

	Rush	Yds	Avg	Lg	TD	Rec	Yds	Avg	Lg	TD	G-GS
1997 Miami	1	-2	-2.0	-2	0	0	0	0	-	0	1-1
1998 Miami	3	4	1.3	6	0	3	23	7.7	12	0	2-1
1999 Miami	4	14	3.5	7	0	2	17	8.5	10	0	2-2
2000 Philadelphia	0	0	0.0	-	0	2	-1	-0.5	2	0	1-0
2001 Bears	0	0	0.0	-	0	0	0	0.0	-	0	1-0
Career	8	16	2.0	7	0	7	39	5.6	12	0	7-4

Also: Special Teams Tackles: 2 - 1998 (2).

Pritchett's Single Game Highs

Rushes: 17 at NYJ (12/12/99)

Receptions: 7 at NYJ (12/12/99)

Rushing yards: 68 at NYJ (12/12/99)

Rec. Yards: 77 vs. NE (9/1/96)

FUTURE SUPER BOWLS

Super Bowl XXXVII January 26, 2003

Qualcomm Stadium

San Diego, CA

Super Bowl XXXVIII February 1, 2004

Reliant Stadium

Houston, TX

Super Bowl XXXIX February 6, 2005

ALLTEL Stadium

Jacksonville, FL

Super Bowl XXXX February 5, 2006

Ford Field

Detroit, MI

• The San Diego area has hosted two previous Super Sundays, a decade apart: Super Bowl's XXXII and XXII. John Elway led the Broncos to their first Lombardi trophy with a 31-24 win over Green Bay on January 25, 1998 in Qualcomm Stadium; and Doug Williams sparked the Redskins to a record 35 second quarter points in routing Elway's Broncos 42-10 at what was then called Jack Murphy Stadium, on January 31, 1988.

2002 Chicago Bears

The Players



KARON RILEY

Defensive End

6-2 268

August 23, 1978

Minnesota

Bears season: 2 NFL Season: 2

Acquired in 4th round of 2001 draft

91

PRO CAREER: Played sparingly for the Bears as a special teamers and occasional pass rush specialist during his rookie season.

2001 SEASON: Appeared in five games in a reserve role on the defensive line and as a special teamer in Games 1, 3-4, 9-10... Inactive Games 2, 5-8, 11-16 and the playoff contest... Recorded one tackle in limited defensive action in his NFL debut at BALT (9/9) while primarily playing on special teams... Drafted in the fourth round (103rd overall) by Chicago. **Games played-started: 5-0**

COLLEGE: An All-America selection as a junior and senior at the University of Minnesota (1999-2000) after playing two seasons at Southern Methodist (1997-98)... In 24 games for the Golden Gophers, recorded 108 tackles, 29 sacks and 42 tackles for loss... Despite playing for only two seasons at Minnesota, his 29 sacks set a school career record, topping the previous mark of 23.5 set by Lemanzer Williams (1994-97)... Totaled 158 tackles with 32 sacks in 38 career collegiate games... Concluded college career by earning all-Big Ten first team honors and being named co-Defensive Lineman-of-the-Year... Recipient of the Carl Eller Award, given annually to the team's top defensive player... Led the Big Ten with 13 sacks... All-America third team pick by *The Sports Xchange* and *The Sporting News* while finishing as a semifinalist for Football News' National Defensive Player-of-the-Year... Recorded 48 tackles (39 solos) with 20 TFLs... Set a single-game school record with four sacks against Iowa... Also named all-America third-team selection as a junior by Football News... First-team all-Big Ten honoree... Led the conference and ranked in the nation with 16 sacks from his strongside defensive end position while adding 59 tackles with 22 TFLs... Began his Gopher career with seven tackles, two sacks and a FF against Ohio University... Recorded at least one sack in seven of nine games as a junior... Played in nine games as a sophomore at SMU, sharing weak-side defensive end duties... Recorded 20 tackles with three sacks and one fumble recovery... Redshirt freshman season ended with his midseason activation due to injuries on the defensive line... Played in five games at weakside defensive end and registered 30 tackles (20 solos) with two TFLs and three PDs... Majored in psychology.

PERSONAL: All-state, all-metro and all-city choice as a senior at Martin Luther King (Detroit, Mich.) H.S... Three-year letterwinner in football, basketball and track... Owns the DVD of every professional bout from Muhammad Ali's professional boxing career... Possesses a conversational knowledge of the Chinese language... Cousin, Sean Higgins, was a forward for the Philadelphia 76ers of the NBA.

Riley's Pro Stats

	Int-Yds	Tkls-Solo	FF	FR	PD	Sack-Yds	G-GS
2001	0-0	1-1	0	0	0	0-0	5-0
Career	0-0	1-1	0	0	0	0-0	5-0

2002 Chicago Bears

The Players



BERNARD ROBERTSON

Tackle

6-3 310

June 9, 1979

Tulane

Bear season: 2 NFL Season: 2

Acquired in 5th round of 2001 draft

74

PRO CAREER: Did not see any regular-season game action as a rookie, but worked at all three offensive line positions.

2001 SEASON: Active for just one regular season contest in his rookie season with the Bears... Inactive Games 1-9, 11-16 and the playoff game; Active but did not play Game 10... Drafted in the fifth round (138th overall) by Chicago. **Games played-started: 0-0**

COLLEGE: Started every game he played in for Tulane (1997-2000)... Played both left and right tackle and also took snaps at center while earning first-team all-Conference USA honors as a sophomore, junior and senior... His 44 starts are the most ever for a Tulane offensive lineman... Was an all-America third-team selection by *The Sports Xchange* as a senior while starting every game at left tackle... Collecting 91 key blocks for an offensive line that generated 4,989 yards and averaged 324.5 yards per game passing while allowing only 23 sacks during the season... Starting 10 games at left tackle as a junior, collecting 86 key blocks for an offense that averaged 420.5 yards per game... Lined up at right tackle as a sophomore, starting every game as he posted 69 key blocks for an offense that averaged 507.1 yards per game and finished the season undefeated... Named to the Conference USA all-Freshman Team and all-Louisiana honorable mention as one of six freshmen to start for the Green Wave in '97, lining up at right tackle... Made 48 key blocks to help the offense gain for 4,610 yards... Majored in sports medicine.

PERSONAL: All-district, all-West Bank and all-metro selection as a senior at Karr H.S. in New Orleans... Played on both the offensive and defensive lines... Bernard H. Robertson III is the middle of three children (has two sisters) of Bernard Jr. and Katie... Got married during the offseason to wife Rheneisha.

OPENING DAY ROOKIE STARTERS

On Sunday, September 21, 1975, running back Walter Payton and six fellow rookies took to Soldier Field's artificial turf to face the Baltimore Colts; the young Bears lost 35-7. The seven rookie Bears started on Opening Day is by far the most in recent memory. In the past 26 seasons, the following Bears started as rookies on Opening Day:

1975	RB Walter Payton (D1); DE Mike Hartenstein (D2); DT Roger Stillwell (D9); FS Doug Plank (D12); TE Greg Latta (Tr-Bal); LG Noah Jackson (Tr-Bal); OT Jeff Sevy (UnFA).	1989	CB Donnell Woolford (D1a); DE Trace Armstrong (D1b)
1976-78	- None -	1990	S Mark Carrier (D1)
1979	DE Dan Hampton (D1a)	1991	T Stan Thomas (D1); WR Anthony Morgan (D5)
1980	- None -	1992	T Troy Auzenne (D2)
1981	CB Reuben Henderson (D6)	1993-95	- None -
1982	- None -	1996	CB Walt Harris (D1)
1983	T Jim Covert (D1); WR Willie Gault (D1); CB Mike Richardson (D2)	1997	- None -
1984-86	- None -	1998	FS Tony Parrish (D2); TE Alonzo Mayes (D4)
1987	WR Ron Morris (D2)	1999	DE Russell Davis (D2)
1988	- None -	2000	S Mike Brown (D2)
		2001	- None -

2002 Chicago Bears

The Players



BRYAN ROBINSON

Defensive End

6-4 294

June 22, 1974

Fresno State

Bears season: 5 NFL Season: 6

Acquired as waived free agent in 1998

98

PRO CAREER: Versatile defender led all Bears defensive lineman at disrupting opposing QBs in 2001, in the form of hits to the QB and pass defenses from both the end and tackle position... Started all 16 games on the defensive line for the Bears each of the last three seasons... Established a new career-high in tackles each of his first three campaigns with Chicago... Recorded one of the most memorable and emotional plays in recent Bears history when his FG block in the final seconds preserved a 14-13 win at Green Bay in 1999, six days after the death of Walter Payton... Started five games in 1998 in first season with Bears... Signed with Chicago (8/31/98) after being waived by St. Louis in final cutdown... One of four rookie free agents to make Rams roster in 1997.

2001 SEASON: Teamed with Phillip Daniels to give Chicago a formidable pair of defensive ends while starting all 16 games, plus the playoff contest... Tied for lead on Bears d-line with 72 tackles and led with 12 PDs; ranked fourth on team with 4.5 sacks... Added three TFLs... Recovered fumble in season opening start at BALT (9/9)... Totaled four tackles at ATL (10/7), including one for loss, and two PDs... Sack in fourth quarter ended threat vs. ARIZ (10/14); totaled five tackles... Delivered two tackles, including one sack, at CIN (10/21); added one PD and a FF... Notched six tackles (four solos) and one PD vs. SF (10/28)... Deflected pass in OT vs. CLE (11/4) leading to Mike Brown's game-winning TD; added five tackles (one TFL)... Led d-line with season-high seven tackles at GB (11/11), including two solos and one sack... FF and contributed four tackles (one TFL) at TB (11/18)... Paced d-line with six tackles, including one-half sack at MIN (11/25)... Tied for lead on d-line with five tackles (three solos) vs. DET (12/2)... Led Bears with season-high 12 tackles at GB (12/9)... Posted two solo tackles and two PDs vs. TB (12/16)... Recorded four tackles, including a sack, at DET (12/30)... Tallied two tackles vs. JAX (1/6/02) and added four PDs... Started in his first career postseason appearance in the Divisional Playoff vs. PHI (1/19/02), posting two tackles and one PD. **Games played-started: 16-16**

PREVIOUS SEASONS: 2000 - Continued to improve in his third year with the Bears, increasing his total tackles for the third consecutive season... Led all Chicago defensive lineman with a career-high 77 in 16 starts... Tied for second on team with nine PDs and third with 4.5 sacks... Led defensive line with six tackles vs. DET (9/24)... Notched first sack of the season in six tackle performance vs. NO (10/8)... Paced defensive line at PHI (10/22) with seven tackles... Made four tackles vs. TB (11/19) including one TFL, one sack and one PD... Season-high eight tackles at NYJ (11/26) included five solos and one TFL plus one PD... Credited with one half-sack vs. NE (12/10) for combined effort with Clyde Simmons en route to four tackles plus two PDs... Produced a season-high two sacks at DET (12/24) on his way to seven tackles, plus one PD. **1999** - Anchored left defensive end spot for Chicago, starting all 16 games for first time in career... Set career-highs with 59 tackles, five sacks and one FF... Recorded first multiple-sack game of career with two sacks for 10 yards vs. SEA (9/19)... Collected third sack of season and added five tackles at TB (10/24)... Clinched 14-13 victory at GB (11/7) by blocking 28-yard field goal attempt in final seconds... Registered five tackles and forced a fumble vs. MIN (11/14)... Recorded sack and two stops vs. DET (12/19)... Posted three tackles-for-loss and four tackles at STL (12/26)... Exploded for career-high (and Bears season-high) 16 tackles, including nine solo stops and a sack, in season-finale vs. TB (1/2/00). **1998** - Started final five games of season at left end... Finished with 30 tackles... Recorded one PD and a half sack... Inactive weeks 2-3, 5 and 8... Recorded five tackles at ARIZ (10/11)... Started first NFL contest vs. TB (11/29) and recorded four stops... Five tackles, four solo, from left end position at MIN (12/6)... Collected seven tackles, one for a loss, and a half sack at GB (12/13). **1997** - Played in 11 games on defense and special teams... Finished with eight tackles and one sack... Season-high three tackles and a sack vs. CAR (11/23)... Originally signed by St. Louis as an undrafted free agent (4/29).

2002 Chicago Bears

The Players

COLLEGE: Played two seasons at Fresno State (1995-96)... First-team all-WAC Pacific Division selection as senior... Started all 11 games recording 66 tackles and team-high five sacks and seven tackles for loss... Transferred to Fresno State from College of the Desert Junior College in Palm Desert, CA... Two-time all-conference selection... Registered 77 tackles during sophomore season... Majored in sociology.

PERSONAL: Named second-team all-district as junior and first-team as senior at Woodward H.S. in Toledo, Ohio.

Robinson's Pro Stats

	Int-Yds	Tkls-Solo	FF	FR	PD	Sack-Yds	G-GS
1997 St. Louis	0-0	8-5	0	0	0	1-8	11-0
1998 Bears	0-0	30-17	0	0	1	0.5-5	10-5
1999 Bears	0-0	59-36	1	0	0	5-27	16-16
2000 Bears	0-0	77-52	0	0	9	4.5-28	16-16
2001 Bears	0-0	72-39	2	1	12	4.5-23	16-16
<i>Bears Totals</i>	<i>0-0</i>	<i>238-144</i>	<i>3</i>	<i>1</i>	<i>22</i>	<i>14.5-52</i>	<i>58-53</i>
Career	0-0	246-149	3	1	22	15.5-91	69-53

Also: Blocked field goal at GB (11/7/99).

POSTSEASON

2001 Bears	0-0	2-1	0	0	1	0-0	1-1
Career	0-0	2-1	0	0	1	0-0	1-1

Robinson's Single Game Highs

Tackles: 16 vs. TB (1/2/00)

Pass Defenses: 4 at JAX (1/6/02)

Solo: 9 vs. TB (1/2/00)

Sacks: 2, last at Det (12/24/00)

RECORDS ON ARTIFICIAL TURF

Since their first game on artificial turf on September 19, 1971, the Bears have compiled a 129-115-1 record on turf (including playoffs). The franchise has played on turf in 21 stadiums — including Soldier Field, which had artificial grass from 1971 through the 1987 season. Last year, the Bears went 3-0 on turf, defeating the Lions in the Silverdome, the Vikings at the Metrodome and the Falcons at the Georgia Dome.

Atlanta	*Georgia Dome	1-1	
Buffalo	Ralph Wilson Stadium	1-3	
Chicago	Soldier Field (1971-87)	76-50-1	(4-3 in playoffs)
Cincinnati	Cinergy Field (Riverfront)	1-1	
Dallas	Texas Stadium	2-5	(0-1 in playoffs)
Detroit	*Silverdome	11-15	
Houston	*Astrodome	1-2	
Indianapolis	*RCA Dome	2-0	
Kansas City	Arrowhead Stadium	2-2	
Minnesota	*H.H.H. Metrodome	9-11	(1-0 in playoffs)
New England	Foxboro Stadium	0-1	
New Orleans	*SuperDome	3-4	(1-0, Super Bowl)
NY Giants	Giants Stadium	2-1	
NY Jets	Giants Stadium	2-0	
Philadelphia	Veterans Stadium	4-3	(0-1 in playoffs)
Pittsburgh	Three Rivers Stadium	1-3	
San Francisco	3-Com Candlestick Park	1-3	
Seattle	*Kingdome	1-2	
St. Louis	Busch Stadium	1-2	
St. Louis	*Trans World Dome	1-1	
Tennessee	Vanderbilt Stadium	1-0	
Total		123-110-1	(6-5 in playoffs)

* Indicates "domed" stadium, which does not include a 12/18/32 game in Chicago Stadium played on grass (dirt) brought into the stadium. Bears dome record is 29-36, including 2-0 in the playoffs.

2002 Chicago Bears

The Players



MARCUS ROBINSON

Wide Receiver

6-3 215

February 27, 1975

South Carolina

Bears season: 6 NFL Season: 6

Acquired in 4th round of 1997 draft

88

PRO CAREER: Big-play wideout ranks in a tie for eighth in Bears history with seven 100-yard receiving games, including one each of the last three years... Spent the offseason rehabilitating his left knee after spending the bulk of the 2001 season on Injured Reserve with torn anterior cruciate and lateral collateral ligaments in his left knee... Led Chicago in receiving in 2000 for the second consecutive season with 738 yards on 55 catches despite missing five games to injury... Exploded for Bears single-season record 1,400 yards on 84 receptions in 1999... Recorded five 100-yard receiving games... With nine TDs, became first non-kicker to lead Bears in scoring since 1989 (Neal Anderson)... Played in three games for Chicago in 1998... Named NFL Europe 1998 Offensive MVP as a member of the Rhein Fire... Spent the 1997 regular season on Injured Reserve due to thumb injury suffered at the close of preseason... Voted by teammates as the 1999 veteran recipient of the Brian Piccolo Award.

2001 SEASON: Had his second consecutive season ended prematurely by injury... Limited to 269 yards receiving on 23 catches and two TDs while playing in just five games, including four starts... Inactive for all four preseason games after undergoing back surgery on July 27... Appeared in first game since Nov. 26, 2000 as reserve receiver at BALT (9/9)... Returned as starter vs. MIN (9/23) with seven catches for 99 yards, including game-winning 24-yard, fourth-quarter TD... Posted seventh career 100-yard receiving games at ATL (10/7) with game-high nine catches for 114 yards, including 34-yard TD pass from wide receiver Marty Booker... Caught five passes for 50 yards at CIN (10/21) before having his season ended by a torn ACL and LCL in his left knee suffered on a 23-yard, second-quarter pass play... Placed on Injured Reserve (10/23).

Games played-started: 6-4

PREVIOUS SEASONS: 2000 - Continued to demonstrate explosive receiving abilities with team-highs of 55 receptions (tied with Eddie Kennison), 738 yards, 13.4 yards per catch, five TDs and 10 plays of 20 or more yards... Paced Chicago pass-catchers in receiving yards in seven of 11 games played... Led Bears with 86 yards receiving at MIN (9/3) on seven catches, including a 48-yard TD grab... Reeled in a season-high nine catches vs. NYG (9/17) for 84 yards... Had team-leading 97 receiving yards vs. DET (9/24) on five catches, highlighted by a 55-yard TD grab... Made most of opportunities at GB (10/1) with TD catches of 68 yards and 58 yards on his only two receptions of the game... Inactive vs. NO (10/8) due to an ankle sprain suffered in practice (10/6)... Returned the next week vs. MIN (10/15) to lead Bears with seven catches for 88 yards and a long gain of 42... Team-high eight receptions for 90 yards vs. IND (11/5) included 34-yard TD catch... Helped team upset TB (11/19) with five catches for 53 yards... Inactive vs. GB (12/3) due to lower back injury suffered in practice (11/29)... Placed on Injured Reserve for the final three weeks of the season due to lower back injury. **1999** - Named first alternate to NFC Pro Bowl squad... Led Chicago with 1,400 receiving yards and nine TDs on 84 catches... Ranked second in NFC and fourth in NFL in receiving yards... Eclipsed former Bears record of 1,301 receiving yards set by Jeff Graham in 1995... Reception total rated third in Bears history behind Johnny Morris (93) and Bobby Engram (88)... After coming off bench for five games, averaged 108 yards per game in final 11 starts... Broke loose for eight receptions for 90 yards and a TD at MIN (10/10)... Snared 80-yard TD catch on way to 136 yards on four catches in his first start vs. PHI (10/17)... Recorded second 100-yard outing at WASH (10/31) with 161 yards and two TDs on nine catches... Caught seven passes for 148 yards and a score vs. MIN (11/14)... Dominated with 163 yards on six catches at SD (11/21) with one TD... Set career-highs vs. DET (12/19) with 11 receptions for three TDs and 170 yards... Named NFL and Miller Lite Player-of-the-Week for his performance... Suffered right quadriceps contusion at STL (12/26) but finished game... Voted by teammates as veteran recipient of Brian Piccolo Award. **1998** - Finished NFL season with four catches for 44 yards and a TD... Spent spring in NFL Europe... Led Rhein Fire to World Bowl victory... Named NFL Europe Offensive MVP after leading league with 811

2002 Chicago Bears

The Players

yards receiving on 39 catches with five TDs... Inactive Weeks 1-4, 6-11, 13 and 15-16... Saw first NFL action vs. DET (10/4) where he caught two passes for 33 yards and a TD... First career catch was a 20-yard TD. **1997** - Caught 11 balls for 123 yards and a TD in preseason... Placed on IR (9/24) with injured thumb... Drafted in the fourth round (108th overall) by Chicago.

COLLEGE: Performed in football and track for South Carolina... Caught 37 passes in career as Gamecock... Played in ten games as senior, starting final six contests... Caught 21 passes for 505 yards (24.0 avg) and one TD... Made five catches for 189 yards in first career start vs. Mississippi State... Appeared in eight games as junior, catching two passes for 59 yards... Played in nine games as sophomore, finishing with 63 yards and one TD on 11 catches... Played in nine games as true freshman, collecting three receptions for 47 yards... Earned track all-America honors as junior at USC... Set school indoor record in 200 meter (21.14); ninth in NCAA... Second in 100 and 200 meters at SEC outdoor championships... Majored in English.

PERSONAL: All-America and all-state selection as receiver, free safety and punter at Peach County H.S. in Ft. Valley, Ga... Won regional titles in 100 and 200 meter runs... Established the Marcus Robinson Foundation with a web address of www.marcusrobinson.net to raise money and help underprivileged children and their families in the Chicagoland area... Named 2000 March of Dimes Bear of the Year... Represented the Bears at numerous charitable functions over the past year including events benefiting the Chicago Coalition for the Homeless, the American Brain Tumor Association, Children's Memorial Hospital and Ohlrich's Children's home and the Chicago Bears Annual Coat Drive... He and wife Keyomi have one daughter, Mykala.

Robinson's Pro Stats

	Rec	Yds	Avg	LG	TD	G-GS
1997			INJURED RESERVE			
1998	4	44	11.0	20t	1	3-0
1999	84	1,400	16.7	80t	9	16-11
2000	55	738	13.4	68t	5	11-11
2001	23	269	11.7	34t	2	6-4
Career	166	2,451	14.8	80t	17	36-26

Robinson's Single Game Highs

Receptions: 11 vs. DET (12/19/99) Long rec: 80t vs. PHI (10/17/99)
 Rec. yards: 170 vs. DET (12/19/99) Receiving TDs: 3 vs. DET (12/19/99)

Marcus Robinson Game-by-Game Receiving 10-16 Overall Record as a Starter (0-0 Postseason)

Chicago Bears

1998	W/L	Opponent	Rec	Yards	Avg.	Long	TD
9/6	L	Jacksonville		INACTIVE			
9/13	L	at Pittsburgh		INACTIVE			
9/20	L	at Tampa Bay		INACTIVE			
9/27	L	Minnesota		INACTIVE			
10/4	W	Detroit	2	33	16.5	20t	1
10/11	L	at Arizona		INACTIVE			
10/18	W	Dallas		INACTIVE			
10/25	W	at Tennessee		INACTIVE			
11/8	L	St. Louis		INACTIVE			
11/15	L	at Detroit		INACTIVE			
11/22	L	at Atlanta		INACTIVE			
11/29	L	Tampa Bay	1	5	5.0	5	0
12/6	L	at Minnesota		INACTIVE			
12/13	L	at Green Bay	1	6	6.0	6	0
12/20	W	Baltimore		INACTIVE			
12/27	L	Green Bay		INACTIVE			
TOTALS	0-0		4	44	11.0	20t	1

2002 Chicago Bears

The Players

Chicago Bears

1999	W/L	Opponent	Rec	Yards	Avg.	Long	TD
9/12	W	Kansas City	4	47	11.8	15	0
9/19	L	Seattle	3	42	14.0	24	0
9/26	L	at Oakland	2	29	14.5	17	0
10/3	W	New Orleans	1	5	5.0	5	0
10/10	W	at Minnesota	8	90	11.3	41	1
* 10/17	L	Philadelphia	4	136	34.0	80	1
* 10/24	L	at Tampa Bay	5	80	16.0	26	0
* 10/31	L	at Washington	9	161	17.9	52	2
* 11/7	W	at Green Bay	4	66	16.5	33	0
* 11/14	L	Minnesota	7	148	21.1	77	1
* 11/21	W	at San Diego	6	163	27.2	38	1
* 11/25	L	at Detroit	4	61	15.3	37	0
* 12/5	L	Green Bay	3	25	8.3	12	0
* 12/19	W	Detroit	11	170	15.5	42	3
* 12/26	L	at St. Louis	6	93	15.5	47	0
* 2/2	L	Tampa Bay	7	84	12.0	29	0
TOTALS	3-8		84	1400	16.7	80t	9

Chicago Bears

2000	W/L	Opponent	Rec	Yards	Avg.	Long	TD
* 9/3	L	at Minnesota	7	86	12.3	48	1
* 9/10	L	at Tampa Bay	2	25	12.5	14	0
* 9/17	L	N.Y. Giants	9	84	9.3	14	0
* 9/24	L	Detroit	5	97	19.4	55	1
* 10/1	W	at Green Bay	2	126	63.0	68	2
10/8	L	New Orleans	INACTIVE				
* 10/15	L	Minnesota	7	88	12.6	42	0
* 10/22	L	at Philadelphia	4	55	13.8	33	0
* 11/5	W	Indianapolis	8	90	11.3	34	1
* 11/12	L	at Buffalo	5	37	7.4	15	0
* 11/19	W	Tampa Bay	5	53	10.6	21	0
* 11/26	L	at N.Y. Jets	1	-3	-3.0	-3	0
12/3	L	Green Bay	INACTIVE				
12/10	W	New England	INJURED RESERVE (Back)				
12/17	L	at San Francisco	INJURED RESERVE (Back)				
12/24	W	at Detroit	INJURED RESERVE (Back)				
TOTALS	3-8		55	738	13.4	68t	5

Chicago Bears

2001	W/L	Opponent	Rec	Yards	Avg.	Long	TD
9/9	L	at Baltimore	0	0	0.0	-	0
* 9/23	W	Minnesota	7	99	14.1	24	1
* 10/7	W	at Atlanta	9	114	12.7	34	1
* 10/14	W	Arizona	2	6	3.0	6	0
* 10/21	W	at Cincinnati	5	50	10.0	23	0
10/28	W	San Francisco	INJURED RESERVE (Knee)				
11/4	W	Cleveland	INJURED RESERVE (Knee)				
11/11	L	at Green Bay	INJURED RESERVE (Knee)				
11/18	W	at Tampa Bay	INJURED RESERVE (Knee)				
11/25	W	at Minnesota	INJURED RESERVE (Knee)				
12/2	W	Detroit	INJURED RESERVE (Knee)				
12/9	L	at Green Bay	INJURED RESERVE (Knee)				
12/16	W	Tampa Bay	INJURED RESERVE (Knee)				
12/23	W	at Washington	INJURED RESERVE (Knee)				
12/30	W	at Detroit	INJURED RESERVE (Knee)				
1/6	W	Jacksonville	INJURED RESERVE (Knee)				
TOTALS	4-0		23	269	11.7	34	2

1/19	L	Philadelphia	INJURED RESERVE (Knee)				
PLAYOFF TOTALS			0	0	0.0	-	0

(*Denotes Robinson started the game)

2002 Chicago Bears

The Players



DAIMON SHELTON

Fullback

6-0 262

September 15, 1972

Sacramento State

Bears season: 2 NFL Season: 6

Acquired as unrestricted free agent 2001

31

PRO CAREER: Re-signed with the Bears for three years during the offseason to open holes for Chicago's running game... Fulfilling the final three games of a four-game suspension will prohibit him from playing in the first three regular season contests of the 2002 season... Signed by Chicago as an unrestricted free agent (5/16/01)... Started three years at fullback for Jacksonville after winning the job in his second NFL season... Also an accomplished special teams player... Lead blocker for Jaguars' running game that surpassed 2,000 yards each of his three seasons as the starter - only team in NFL to do so... Jacksonville also led the NFL with 57 rushing TDs over those three campaigns.

2001 SEASON: Solid first season with the Bears was ended prematurely due to a four-game suspension for violating the NFL's anabolic steroid policy, served on 1/8/02, that prevented him from participating in the postseason... Started nine of 16 games played during the regular season... Made Bears debut starting at fullback in season opener at BALT (9/9)... Started at fullback Games 1, 3-4, 7, 9, 12-15... First reception as Bear went for nine yards at ATL (10/7) in second start... Caught three-yard TD pass vs. SF (10/28)... Recorded two catches for season-high 18 yards at TB (11/18) with a long of 16 yards... Caught two passes for four yards vs. DET (12/2) as primary fullback... Gained 11 yards at GB (12/9) on lone pass reception as starting fullback... Caught one pass for four yards as the starting fullback vs. TB (12/16)... Started and caught two passes for 16 yards at WASH (12/23), including a nine-yard gain for first-down... Caught a seven-yard pass vs. JAX (1/6/02), his former team, in his final game of the season. **Games played-started: 16-9**

PREVIOUS SEASONS: 2000 - Played in all 16 games for the Jaguars with nine starts for the second consecutive season... Helped pave the way for Taylor's 1,399-yard season, including nine straight 100-yard rushing performances, as the team's main blocking back... Contributed five special team tackles... Did not play in preseason after breaking a finger in training camp... Did not start in the season opener at CLE (9/3) but played extensively and caught one pass for 12 yards... Started at BALT (9/10) and made one special teams tackle... First carry of the year went for two yards in reserve duty vs. CIN (9/17)... Started vs. BALT (10/8), catching one pass for 12 yards... Started vs. WASH (10/22) and led way for Taylor's second straight 100-yard game while catching one pass for eight yards... Recovered a fumble on a kickoff that led to a TD at PIT (11/19) and blocked for Taylor's 234-yard rushing day, the 12th-best rushing performance in NFL history at the time... Made 25th NFL start at CIN (12/17) and blocked for Taylor's ninth straight 100-yard rushing game, tying Walter Payton for the third longest streak in NFL history. **1999** - Played in all 16 Jacksonville games for the first time in his career, making nine starts... Only non-starts were games in which team opened in two-tight end sets or three-wideout offenses... Carried the ball only one time for two yards and caught 12 passes for 87 yards... Ranked seventh among all Jags with 10 special teams tackles... His only regular-season carry came vs. CLE (10/17)... Received an offensive game ball along with the offensive line after a 152-yard team rushing output at ATL (11/7)... Had a career-high three catches for nine yards vs. PIT (12/2)... Starting fullback in the Divisional Playoff vs. MIA (1/15/00) with one carry for no yards, fumbling on his only rushing attempt, and a 12-yard reception; added two special teams tackles... Did not start in two-tight end set in AFC Championship vs. TEN (1/23/00) but remained the team's main blocking back. **1998** - Won the starting job at fullback for the Jaguars and played in 14 games, making eight starts (team opened in different formations in other games)... Inactive for Games 14 and 15 because of a sprained ankle... Rushed 30 times for 95 yards with one TD... Also caught 10 passes (sixth on the team) for 79 yards... Made four tackles on special teams... Made his first NFL start in the season opener at CHI (9/6), and caught his first NFL reception for eight yards... Forced into a lead ball-carriers role at BUF (10/18) due to injury and responded with 13 carries for 44 yards, both career highs. Added two receptions for 17 yards... Had a personal-best 16-yard run the next week at DEN (10/25)... Scored first NFL TD on a two-yard

2002 Chicago Bears

The Players

plunge on his only carry at BALT (11/1) while adding two receptions for 11 yards... Carried eight times for 17 yards and caught one pass for eight yards at CIN (11/29)... Started vs. DET (12/6) but suffered a sprained right ankle in the first quarter and did not return... Inactive the next two games... Played in the season finale vs. PIT (12/28)... Started in the Wild Card Playoff vs. NE (1/3/99) and had one reception for three yards in his first postseason game; added one tackle on special teams... Played as the blocking back and made one special teams in the Divisional Playoff at NYJ (1/10/99). **1997** - Played in 13 games for the Jags with no starts, mostly on special teams... Saw action at fullback in two games, rushing six times for four yards and made six tackles on special teams... Saw his first NFL action at fullback in the home opener vs. NYG (9/7), rushing four times for two yards... Rushed two times for two yards but lost a fumble at CIN (10/12)... Did not carry the ball the rest of the season... Inactive for three of the last four regular-season games and the Wild Card Playoff at DEN (12/27)... Drafted in the sixth round (184th overall) by Jacksonville.

COLLEGE: All-Big Sky Conference second-team choice as a senior in 1996... Played in only nine games but led his team with 825 yards and seven TDs on 172 carries... Also caught 17 passes for 102 yards and one TD... Added 62 yards on four kickoff returns... Had three consecutive 100-yard games (114 vs. Northern Arizona, 160 against Weber State and 124 vs. Montana) and a TD in each... Did not play football in 1995... Attended Fresno City College from 1992 to '94... Gained 2,186 yards with 27 TDs on 328 carries in 22 games... All-America selection by J.C. Gridwire and Central Valley Conference Co-Most Valuable Player in 1994... All-State pick who ran for more than 100 yards in seven games, including a high of 194 yards... All-Northern California first-team choice in 1993 when he gained 857 yards on 138 carries (6.2 avg.) with two TDs... Medical redshirt in 1992... Majored in recreation administration.

PERSONAL: Mission Valley Player of the Year in 1990 at Duarte (Calif.) H.S... Scored 19 rushing TDs during his four-year career... Also played outside linebacker... Supports numerous community fundraisers... Visits with the elderly at local nursing homes and volunteers at local homeless shelters... Older cousin, Lonnie Shelton, was a power forward with the New York Knicks, Seattle Supersonics and Cleveland Cavaliers in the NBA... Younger cousin L.J. Shelton is an offensive tackle who was the 21st pick in the first round of the 2000 NFL draft by the Arizona Cardinals... He and wife Stephanie have one daughter, Aliya.

Shelton's Pro Stats

	Rush	Yds	Avg	Lg	TD	Rec	Yds	Avg	Lg	TD	G-GS
1997 Jacksonville	6	4	0.7	2	0	0	0	0.0	0	0	13-0
1998 Jacksonville	30	95	3.2	16	1	10	79	7.9	19	0	14-8
1999 Jacksonville	1	2	2.0	2	0	12	87	7.3	13	0	16-9
2000 Jacksonville	2	3	1.5	2	0	4	48	12.0	16	0	16-9
2001 Bears	0	0	0.0	0	0	12	76	6.3	16	1	16-9
Career	39	104	2.7	16	1	38	290	7.6	19	1	75-35

Also: Special Teams Tackles: 25 - 1997 (6), 1998 (4), 1999 (10), 2000 (5).

POSTSEASON

	INACTIVE										
1997 Jacksonville											
1998 Jacksonville	0	0	0.0	0	0	1	3	3.0	3	0	2-1
1999 Jacksonville	1	0	0.0	0	0	1	12	12.0	12	0	2-1
Career	1	0	0.0	0	0	2	15	7.5	12	0	4-2

Shelton's Single Game Highs

Rushes: 13 at BUF (10/18/98)	Rec. Yards: 19 vs. MIA (10/12/98)
Receptions: 3 vs. PIT (12/2/99)	Long Rush: 16 at BUF (10/18/98)
Rush Yards: 44 at BUF (10/18/98)	Long Rec: 19 vs. MIA (10/12/98)

2002 Chicago Bears

The Players



JOE TAFOYA

Defensive End

6-4 278

September 6, 1977

Arizona

Bears season: 2 NFL Season: 2

Acquired as waived free agent 2001

99

PRO CAREER: Showed promise while seeing limited playing time on passing downs and special teams near the end of his rookie season... Joined the Bears practice squad during Week Four after being released by Tampa Bay in training camp... Originally drafted by the Buccaneers in the seventh round of the 2001 NFL Draft.

2001 SEASON: Progressed up the Bears depth chart over the course of the season, beginning the year on Chicago's practice squad (10/9)... Promoted to the active roster two weeks later (10/23) and appeared in five games, plus the playoff contest, as a special teamer and reserve end... Played in the last five games of the regular season after being inactive Games 7-11... Made NFL debut at GB (12/9) playing on special teams... Contributed one special teams tackle in each of the next two games, vs. TB (12/16) - his former team - and at WASH (12/23)... Wrapped up his first career defensive stop at DET (12/30) while also appearing on special teams... Top defensive output of the season came in the Divisional Playoff vs. PHI (1/19/02) with a career-high three tackles (two solos)... Drafted in the seventh round (234th overall) by Tampa Bay. **Games played-started: 5-0**

COLLEGE: Started 38 games over his four-year career at Arizona... A relentless defender who posted 165 tackles, 24.5 sacks and 49 tackles for loss during his career... Earned all-Pac 10 Conference honors as a junior and senior... Recorded a career-high 54 tackles, six sacks, 18 TFLs and four passes defended while playing in all 11 games as a senior... As a junior, started at defensive end for the first five games before switching to defensive tackle for the final seven contests, and still managed 51 tackles and a career-best 10 sacks... Started 10 games as a sophomore and posted 34 tackles, 4.5 sacks, nine TFLs, two fumble recoveries and one pass deflection... Appeared in 10 games as a redshirt freshman, starting five, while tallying 24 tackles with four sacks... Majored in communications.

PERSONAL: Earned *Blue Chip Illustrated* all-America honors as a senior from Pittsburg (Calif.) H.S... Claimed all-BVAL and Super Prep all-Far West honors... Notched 105 tackles during his prep career... Also lettered in baseball and track... Joseph Peter Tafoya is the youngest of three children of Pete and Karen.

Tafoya's Pro Stats

	Int-Yds	Tkls-Solo	FF	FR	PD	Sack-Yds	G-GS
2001	0-0	1-0	0	0	0	0-0	5-0
Career	0-0	1-0	0	0	0	0-0	5-0

Also: Special Teams Tackles: 3 - 2001 (3).

POSTSEASON

	Int-Yds	Tkls-Solo	FF	FR	PD	Sack-Yds	G-GS
2001	0-0	3-2	0	0	0	0-0	1-0
Career	0-0	3-2	0	0	0	0-0	1-0

Tafoya's Single Game Highs


Tackles: 3 vs. PHI (1/19/02)*

Solos: 2 vs. PHI (1/19/02)*

* Playoff Games

2002 Chicago Bears

The Players



DAVID TERRELL

Wide Receiver

6-3 215

March 13, 1979

Michigan

Bears season: 2 NFL Season: 2

Acquired in 1st round of 2001 draft

83

PRO CAREER: Finished his rookie campaign ranked among the most productive receivers from the 2001 NFL Draft with 34 receptions for 415 yards and four TDs, standing in the top three on the Bears in all three categories... Led the Bears in receiving yards on three different occasions.

2001 SEASON: Started six of 16 games while producing the best season for a Bears rookie wide receiver since Willie Gault led Chicago with 40 receptions for 836 yards and eight TDs in 1983... Ranked third on the team in catches (34) and receiving yards (415) while finishing second among wideouts with four receiving TDs and 12.2 yards per catch... Tallied two catches for nine yards in NFL debut at BALT (9/9)... Season-high seven catches for 91 yards at CIN (10/21), including 41-yarder... Caught three passes for 19 yards vs. SF (10/28), including acrobatic grabs on fourth-quarter TDs of 13 and four yards, the first of his career... Hauled in three catches for 35 yards vs. CLE (11/4)... Caught one pass for 15 yards at TB (11/18) in first NFL start... Tallied catches of 26 and 25 yards in the second half at MIN (11/25)... Caught one pass for nine yards in start vs. DET (12/2)... Ran under Miller pass for season-long 62-yard pass play vs. TB (12/16) to the Bucs' two-yard line, setting up a TD en route to a career-high 94-yard receiving game (three catches)... Caught 20-yard TD at DET (12/30) on his only reception of the game... Recorded TD catch in second consecutive game with nine-yard scoring grab from Miller vs. JAX (1/6); 2-17 receiving overall... Caught two passes for 18 yards in his postseason debut in the Divisional Playoff vs. PHI (1/19/02)... Drafted in the first round (eighth overall) by Chicago. **Games played-started: 16-6**

COLLEGE: Caught 152 passes for 2,317 yards and 23 TDs in three seasons at Michigan (1998-2000)... Two-year starter for the Wolverines at wide receiver and saw time at defensive back... His 152 career receptions rank second behind Anthony Carter's school record of 161 and his 2,317 receiving yards rank third behind Carter (3,076) and Amani Toomer (2,657)... Also checks in at No. 3 on UM's career TD receptions list with 23 behind Carter (37) and Desmond Howard (32)... Gained over 100 receiving yards in nine games during his career, surpassed at UM only by Carter's 14... First player in school history to gain over 1,000 yards receiving in more than one season and caught at least one pass in his last 24 games... Entered the draft following his junior season in which he earned first-team all-America honors from CNN/SI and *College Football News*, second-team accolades by Walter Camp and ABC Sports, and third-team honor from *Football News*... Semifinalist for both the Fred Biletnikoff Award, given annually to the nation's top receiver, and *Football News*' National Player-of-the-Year... First team all-Big Ten selection as a sophomore and junior... Led UM with 67 catches for 1,130 yards and 14 TDs as a junior... Established single-season school mark for receiving yards, surpassing Toomer's 1,096 in 1994... His 14 TDs rank second on the school's single-season TD list behind Howard's 19 in 1991... Averaged 94.2 yards receiving and 96.1 all-purpose yards per game... Gained 712 of his 1,130 receiving yards after making the catch... Finished his college career in the Citrus Bowl with four catches for 136 yards and a 31-yard TD vs. Auburn... As a sophomore, named second-team all-America by CBS Sportsline... Played in every game, starting 10 contests at split end... Led the team with 71 receptions for 1,038 yards and seven TDs... His 71 receptions ranked second behind only Jack Clancy's school best 76 in a single season... Became fifth player in school history to gain over 1,000 yards receiving in a season... Despite carrying the ball only five times, finished second on the team to current Bears teammate Anthony Thomas in rushing with 89 yards... Appeared in seven games as a defensive back in the dime package, recording six tackles, two PDs and one INT with an 11-yard return... Began the season with eight catches for 115 yards and made his college debut as a defensive back in the fourth quarter against Notre Dame... Appeared in every game as a freshman, starting one as flanker... Finished the season with 14 catches for 149 yards and two TDs... Made his collegiate debut with a four-yard catch against Notre Dame... Majored in general studies, enrolled in the College of Literature, Science and the Arts.

2002 Chicago Bears

The Players

PERSONAL: First-team USA Today all-America selection at Huguenot (Richmond, Va.) H.S.; also tabbed as nation's best receiver by *Prep Football Report*... Three-year all-state selection... Had 108 receptions for 2,546 yards and 41 TDs while recording 30 INTs during his prep career... Four-year letterwinner in basketball and all-district selection, averaging 20 points, 12 rebounds and two assists per game as a senior.

Terrell's Pro Stats

	Rec	Yds	Avg	Lg	TD	Rush	Yds	Avg	Lg	TD	G-GS
2001	34	415	12.2	62	4	0	0	0.0	-	0	16-6
Career	34	415	12.2	62	4	0	0	0.0	-	0	16-6

Also: KOR - 2001 (1-8).

POSTSEASON

2001	2	18	9.0	11	0	0	0	0.0	-	0	1-1
Career	2	18	9.0	11	0	0	0	0.0	-	0	1-1

Terrell's Single Game Highs

Receptions: 7 at CIN (10/21/01)

Long Rec: 62 vs. TB (12/16/01)

Rec. Yards: 94 vs. TB (12/16/01)

Receiving TDs: 2 vs. SF (10/28/01)

HALAS HALL

The Chicago Bears moved into Halas Hall at Conway Park on March 3, 1997. The 38-acre complex is located in Lake Forest on Route 60 just east of the Tri-State Tollway, approximately four miles from the former Halas Hall. The building is dedicated to Bears' founder, President and Coach George Halas. The original Halas Hall, on the Lake Forest College campus, was dedicated by Coach Halas in the name of his son, Mugs, in 1979.

The modern complex includes a 100,000 square foot office building, indoor practice facility, and 2 1/2 outdoor practice fields, surrounded by a jogging path. The remaining land will be unused, allowing the team flexibility for future expansion. One of the two 100-yard outdoor fields is equipped with 14 miles of underground heating tubes, enabling the grass to remain soft and growing into early winter, as well as five miles of drain tubing that can capture and disperse nine inches of rainfall per hour, and 2.5 miles of cooling pipes for the grass roots. The Walter Payton Center, an indoor facility, is a rigid structure, as opposed to the inflated "bubble" the team used from 1990-96, and includes a full 100-yard field, an all-purpose floor for basketball, and a racquetball court. The structure is 85 feet high, 200 feet wide, and 400 feet long-20 feet higher and 140 feet longer than the Bubble. Remote controlled video cameras film the action below for coaches' use.

The building sits on a wetlands site; the architect chose an open-feeling design with features reminiscent of Frank Lloyd Wright's work. Halas Hall itself covers just three acres of the property, while wetlands cover six. The east side cladding of the building is 83,000 linear feet of cedar, while the west side is constructed of pre-cast panels. The panels were made by an architectural precasting firm that laid rough sawn cedar in the casting beds. When the panels dried, the cedar was stripped from the concrete, giving the panels their board-formed or wooden look.

The main building is almost two football fields long and 100 feet wide. The old Halas Hall had 32,000 square feet of space, while the new building has 100,000. In fact, the entire former Halas Hall would fit into the basement of the new building. Furthermore, the old lockerroom was 1,400 square feet, while the new one is about 3,000, has 62 lockers with room to quickly expand to 100, and 4 natural light wells (allowing full lighting without electricity on sunny days). The weight room-perhaps the most spectacular aesthetic area of the complex-is 7,000 square feet, almost four times the size of the 1,800 square foot workout area at the old building. The glass wall on the east side of the weight room is 28 feet high, perfect for viewing the white-tailed deer on their evening romps across the complex grounds. A two-lane lap pool is behind the weight room, and its sixty foot lanes have built-in resistance currents. The training room is five times the size of its predecessor, and boasts a doctors' office, x-ray facility, medical records storeroom, casting room, whirlpool, cold-dip plunge, steam room, and sauna. The football needs are met with eight classrooms, two large meeting room/classroom, and a 150-seat auditorium capable of hosting seminars, television productions and football players.

2002 Chicago Bears

The Players



ANTHONY THOMAS

Running Back

6-2 228

November 11, 1977

Michigan

Bears season: 2 NFL Season: 2

Acquired in 2nd round of 2001 draft

35

PRO CAREER: Honored as the NFL Offensive Rookie-of-the-Year in 2001 as he established a new Bears rookie rushing record with a team-high 1,183 yards and seven TDs on 278 carries... Broke two other Bears rookie rushing records in 2001... Was the third Bears rookie ever (42nd in NFL history) to rush for over 1,000 yards and one of three players to accomplish the feat in 2001... Set an NFL record for most touches by a rookie without a fumble with 300 touches split between 278 rush attempts and 22 receptions... Named NFL Offensive Rookie of the Month for October after averaging 6.2 yards per carry while rushing for 430 yards and three TDs... Led all NFC rookies (second NFL) in rushing yards and total yards from scrimmage (1,361) while his 4.3-yards per carry ranked him fourth in the NFC (tie ninth NFL) among backs with at least 200 rushing attempts.

2001 SEASON: Award-winning rookie campaign culminated in his selection as the 2001 rookie recipient of the Brian Piccolo Award, as voted by his Bears teammates... Also named NFL Rookie-of-the-Year by *Sports Illustrated* and selected to *Pro Football Weekly's* all-Rookie team... Broke Rashaan Salaam's Bears rookie rushing record with 1,183 yards on the ground to rank second among all NFL rookies in 2001... Posted four 100-yard efforts and averaged 84.9 yards per game in 14 games played, 10 of which were starts... Injured right knee in preseason opener vs. CIN (8/4) and missed the final three exhibitions... Returned to action to make his NFL debut in the season opener at BALT (9/9) with three carries for nine yards... Earned first NFL start vs. MIN (9/23) and caught first career pass for eight yards... Took 11 carries for 57 yards at ATL (10/7), with first career TD on 32-yard run... Set Bears single-game rookie rushing record at CIN (10/21) with 188 yards (the third highest output in the NFL in 2001) on 22 carries, including one TD... Recorded second consecutive 100-yard game with 127 yards rushing on 27 carries vs. SF (10/28) including a 19-yard TD run plus a game-tying two-point conversion with 0:26 seconds to play in regulation to force OT... Totaled 167 yards of offense vs. CLE (11/4) with 96 yards rushing and a career-high 71 yards receiving (six catches)... Inactive Games 10-11 due to hamstring injury... Return to lineup at GB (12/9) was highlighted by 19-yard TD run among 15 carries for 54 yards; added four receptions for 20 yards... Recorded 173-yards on 31 carries with a long of 25 and a five-yard TD run vs. TB (12/16)... Led Bears with 82 rushing yards on 24 carries at WASH (12/23)... Passed the 1,000-yard rushing mark for the season with 76 yards on 25 carries at DET (12/30)... Broke Salaam's Bears rookie rushing record of 1,074 yards in 1995 by rushing for 160 yards vs. JAX (1/6/02) on 33 carries, including a two-yard TD run; 1-11 receiving... Held to 36 yards on 15 carries in the Divisional Playoff vs. PHI (1/19/02). **Games played-started: 14-10**

COLLEGE: Established new Michigan career records with 924 carries for 4,472 yards and 55 TDs in his collegiate career of 48 games with 26 starts as a Wolverine (1997-2000)... Added 810 yards and one TD on 84 catches and 720 yards on 31 kickoff returns (23.2 avg.)... His career total of 6,002 all-purpose yards ranks second in UM history and is topped only by Jamie Morris (6,201 yards, 1984-87)... Spectacular senior season was highlighted by a second team all-America selection by Walter Camp, *Football News* and ABC Sports; third-team selection from *The Sports Xchange* and *College Football News*... First-team all-Big Ten honoree... Semifinalist for the *Football News* Player-of-the-Year award and for the Doak Walker Award, given to the nation's top running back... Named the team's MVP after starting every game and posting 1,733 yards on 319 carries for 18 TDs, breaking the school record for carries in a season... Caught 17 passes for 271 yards and one TD... Became the first player in Michigan history to account for over 2,000 all-purpose yards in a season and his 114 points rank fourth on the school's single-season points chart... Posted at least 100 yards in nine of 11 games... Two-time MVP of the Citrus Bowl, winning the award as a sophomore and again as a senior... Named second-team all-Big Ten selection as a junior by the media and league coaches... Started every game at tailback and had seven 100-yard rushing games... Led the team with 1,297 yards and 17 TDs on 301 carries... Led the team with 102 points... Returned 11 kickoffs for

2002 Chicago Bears

The Players

216 yards and averaged 140.1 all-purpose yards per game... As a sophomore, named The Sporting News' Breakout Player of the Year after posting 891 yards and 15 TDs on 166 carries... Had 16 catches for 152 yards and returned 12 kickoffs for 304 yards... Averaged 112.3 all-purpose yards per game... In his first career start, carried the ball 15 times for 117 yards and three TDs against Eastern Michigan... Had a season-high 183 yards and four TDs on 13 carries against Hawaii... Recorded 137 carries for 549 yards and five TDs in 12 appearances as a freshman while adding 22 receptions for 219 yards and eight kickoff returns for 200 yards... Had his first 100-yard rushing game for the Wolverines in his second career game, amassing 122 yards and one score on 21 carries against Baylor... Graduated from UM with a degree in sports management and communications.

PERSONAL: Four-year starter as a tailback and placekicker at Winnfield (La.) H.S... First-team all-American and rated the second best tailback in the country by *Prep Football Report*... Gained 7,594 yard on 913 rushes, scoring 93 TDs while setting a state record with 106 career TDs... Started on the basketball team and lettered four years in track... He and wife Hayley have one daughter, Alexis.

Thomas' Pro Stats

	Rush	Yds	Avg	Lg	TD	Rec	Yds	Avg	Lg	TD	G-GS
2001	278	1,183	4.3	46	7	22	178	8.1	23	0	14-10
Career	278	1,183	4.3	46	7	22	178	8.1	23	0	14-10

POSTSEASON

2001	15	36	2.4	6	0	1	11	11.0	11	0	1-1
Career	15	36	2.4	6	0	1	11	11.0	11	0	1-1

Thomas' Single Game Highs

Rushes: 33 vs. JAX (1/6/02)	Rec. Yards: 71 vs. CLE (11/4/01)
Receptions: 6 vs. CLE (11/4/01)	Long Rush: 46 at CIN (10/21/01)
Rush Yards: 188 at CIN (10/21/01)	Long Rec: 23 vs. CLE (11/4/01)

Anthony Thomas Game-by-Game Rushing 8-3 Overall Record as a Starter (0-1 Postseason)

Chicago Bears

2001	W/L	Opponent	Att	Yards	Avg.	Long	TD
9/9	L	at Baltimore	3	9	3.3	5	0
*9/23	W	Minnesota	0	0	0.0	-	0
10/7	W	at Atlanta	11	57	5.2	32	1
10/14	W	Arizona	11	58	5.3	19	0
10/21	W	at Cincinnati	22	188	8.5	46	1
*10/28	W	San Francisco	27	127	4.7	19	1
*11/4	W	Cleveland	31	96	3.1	11	1
*11/11	L	Green Bay	22	45	2.1	12	0
*11/18	W	at Tampa Bay	23	58	2.5	9	0
11/25	W	at Minnesota	INACTIVE (Hamstring)				
12/2	W	Detroit	INACTIVE (Hamstring)				
*12/9	L	at Green Bay	15	54	3.6	19	1
*12/16	W	Tampa Bay	31	173	5.6	25	1
*12/23	W	at Washington	24	82	3.4	16	0
*12/30	W	at Detroit	25	76	3.0	13	0
*1/06	W	Jacksonville	33	160	4.8	34	1
TOTALS	8-2		278	1,183	4.3	46	7

*1/19	L	Philadelphia	15	36	2.4	6	0
PLAYOFF TOTALS			15	36	2.4	6	0

2002 Chicago Bears

The Players



KEITH TRAYLOR

Defensive Tackle

6-2 340

September 3, 1969

Central State (Okla.)

Bears season: 2 NFL Season: 11

Acquired as unrestricted free agent in 2001

94

PRO CAREER: Proven run-stuffer brought immeasurable playoff experience to the young Bear defense... Signed as a free agent with Chicago (3/23) after completing his second career stint in Denver... Started all but three games as the starting left defensive tackle for the Broncos during his 1997-2000 return to the Mile Hile City... Spent his first two pro seasons in Denver and also played for Green Bay and Kansas City, as well as spending one season in NFL Europe when it was known as the World League of American Football... Played in 130 regular season games (67 starts), posting 323 tackles (240 solo), including ten sacks, with 17 PDs, seven FFs and three fumble recoveries in nine seasons prior to joining the Bears... Has appeared in 12 career postseason contests (nine starts), including two Super Bowls, recording 24 tackles (15 solos), including one sack, with four PDs.

2001 SEASON: Teamed with fellow starting tackle Ted Washington and the rest of the experienced defensive line to allow opponents an average of only 82.1 rushing yards per game, the second lowest total in the NFL... Started at right tackle in 15 of 16 games played, approaching his average of 47 tackles a year from his previous five seasons with 45 for Chicago... Tied for team lead with eight tackles for loss while his 67-yard INT return was one of the top highlights of the season... Posted three tackles, including two for loss, in Bears debut at BALT (9/9)... Totaled five tackles vs. MIN (9/23)... Registered season-high seven tackles vs. SF (10/28), including first sack as a Bear... Notched two TFLs and one FF vs. GB (11/11)... Produced one FF and two tackles at TB (11/18)... Contributed four tackles, including one TFL, at GB (12/9); added one PD... Led Bears defensive line vs. TB (12/16) with six tackles, including two solos and two TFLs... Tallied three tackles, including second sack with a loss of seven yards, at WASH (12/23)... Set-up Bears TD vs. JAX (1/6/02) with 67-yard return of second career INT; added two tackles (one TFL)... Recorded four tackles and one PD in the Divisional Playoff vs. PHI (1/19/02). **Games played-started: 16-15**

PREVIOUS SEASONS: 2000 - Started all 16 games and led Broncos defensive line with 53 tackles including, one sack, two PDs, two FFs and one FR... Posted 23 tackles in the five-game period of Games 5-9, including six vs. NE (10/1), including one sack... Recorded one FF and one FR vs. SD (11/19)... Set season-high with seven at SEA (11/26), his highest total since his rookie season (10)... Notched one FF at KC (12/17)... Started at left defensive tackle in the Wild Card Playoff at BALT (12/31) and posted one tackle. **1999** - Started 15 games for Denver recording 42 tackles, including 1.5 sacks, while setting career-highs with six PDs and two FFs... Missed game vs. NYJ (10/3) to attend grandmother's funeral... Had partial sack at OAK (10/10)... Notched FF at JAX (12/13) stripping the ball from James Stewart... Recorded one sack at DET (12/25)... Closed the season with one FF vs. SD (1/2/00). **1998** - Played in 15 of Denver's 16 games, starting 14 while posting 49 tackles (40 solo), including two sacks, two PDs and one FR... Suffered sprained ankle in third quarter vs. DAL (9/13)... Returned to practice the following Friday, but was declared inactive two days later at OAK (9/20)... Returned to starting lineup at WASH (9/27) and posted five solos... Played but did not start at SEA (10/11) when the Seahawks opened the game in a three-wide receiver alignment... First sack came vs. PHI (10/4) and his second came at KC (11/16) on Monday Night Football... Recovered fumble vs. JAX (10/25)... Posted season-high six tackles vs. SD (11/8)... Started at left defensive tackle in all three postseason games and made six tackles and had one PD... Posted two solo tackles in the Divisional Playoff vs. MIA (1/9/99), added an assisted tackle in AFC Championship vs. NYJ (1/17/99)... Had one PD and three tackles in Super Bowl XXXIII victory vs. ATL (1/31/99). **1997** - Made immediate impact in his return to Denver starting all 16 games, leading the Bronco defensive line with 51 tackles, including two sacks, two PDs and one INT... First career INT return went 62 yards for a TD at BUF (10/26), his only TD as a pro... Began regular season vs. KC (8/31), his former club, registering three tackles... Collected six stops at SEA (9/7), including his first sack... Delivered four solo tackles vs. STL (9/14)... Missed several series vs. CIN (9/21) with a bruised right shoulder, but returned to limited action and had one solo stop... Tied season-high with six tackles at ATL (9/28)... Hampered by deep thigh bruise vs. SEA (11/2)... Came back vs. CAR (11/9) to record four solo tackles... Started all four postseason games and recorded 11 tackles, including one sack, with two PDs... Posted four tackles with one PD in the Wild Card Playoff vs. JAX (12/27)... Awarded the game ball by head coach Mike Shanahan the next week in the Divisional Playoff at KC (1/4/98) for recording three tackles, including two TFLs, just two days after the death of his mother... In the AFC Championship at PIT (1/11/98), recorded two tackles, including a sack and one PD, to help the

2002 Chicago Bears

The Players

Broncos advance to Super Bowl XXXII... Posted two solo tackles vs. GB (1/25/98) in the Super Bowl win over the Packers. **1996** - Shared time on the defensive line in his final year with Kansas City, posting 42 tackles (31 solos) with one sack, one FF and one PD in 15 games, including one start... Blocked field goal vs. OAK (9/8)... Had season-high six tackles vs. PIT (10/7) on Monday Night Football... Notched sack vs. DET (11/28)... Earned start vs. IND (12/15) with four tackles. **1995** - Steady backup at defensive tackle for Kansas City, returning to NFL after a one-year absence... Played in all 16 games, contributing 19 tackles, 1.5 sacks, four PDs, one FF and one FR... Season highlight was three-tackle, one-sack effort vs. SD (10/9)... Had two tackles in the Chiefs' playoff loss to IND (1/7/96)... Member of the Barcelona Dragons of the during the 1995 World League season, playing in eight of 10 games (three starts) and posting 16 tackles, including 14 solo stops, and two FRs. **1994** - Signed with Kansas City during the offseason (2/9) and began shift from linebacker to defensive tackle... Waived during the final training camp roster cutdown (8/28)... Remained unsigned throughout the season. **1993** - Signed by the L.A. Raiders as a free agent (7/19) after the Broncos chose not to re-sign him... Tumultuous season began when he was waived by the Raiders (8/30), then signed with Green Bay (9/14) and played in five games, making one tackle, before being released by the Packers (11/9)... Signed with Kansas City (1/5/94), in time to be active for the Chiefs' playoff loss to PIT (1/8/94)... Released two days later. **1992** - Saw action in all 16 games with Denver (one start), making 39 tackles (21 solos), one FR and one sack... Notched first NFL sack vs. SEA (12/20). **1991** - Earned all-rookie honors from *Pro Football Weekly* and *Football Digest* as a linebacker for the Broncos... Played in all 16 games, starting two... Served as a reserve MLB, making 27 tackles (12 solos) on defense, as well as 16 more (nine solos) on special teams... Started for Brooks vs. SEA (9/15), making nine stops, and vs. SD (9/22), recording career-high 10 tackles... Played fullback in several postseason goal-line situations... Played in both playoff games with the Broncos... Drafted in the third round (61st overall) by Denver.

COLLEGE: Played two seasons at Central State (Okla.) after transferring from Coffeyville (Kan.) Junior College... Recorded 146 tackles, five sacks, two INTs, three FFs and two FRs at Central State... Played in just four full games and parts of two others as a senior because of a leg injury; still managing 67 tackles and three FFs... First-team all-Lone Star Conference pick as a junior amassing 79 stops, five sacks, two FRs and two INTs... Two years as starter at Coffeyville included MVP performance in the 1988 JUCO Championship Game... Totaled 229 tackles, 14 sacks and nine INTs at Coffeyville.

PERSONAL: Two-time all-state and all-conference linebacker at Malvern (Ark.) H.S... Also a standout on the basketball court and the baseball diamond, earning all-state and all-conference honors in both sports... Enjoys playing basketball and pool... Full name is Byron Keith Traylor... Native of Little Rock, Ark... He and wife Krista have one son, Brandon.

Traylor's Pro Stats

	Int-Yds	Tkls-Solo	FF	FR	PD	Sack-Yds	G-GS
1991 Denver	0-0	27-12	0	0	0	0-0	16-2
1992 Denver	0-0	39-21	1	0	0	1-14	16-3
1993 GB/KC	0-0	1-0	0	0	0	0-0	5-0
1994	UNSIGNED FREE AGENT						
1995 Kansas City	0-0	19-16	1	1	4	1.5-12.5	16-0
1996 Kansas City	0-0	42-31	1	0	1	1-3	15-1
1997 Denver	1-62t	51-39	0	0	2	2-20	16-16
1998 Denver	0-0	49-40	0	1	2	2-8	15-14
1999 Denver	0-0	42-36	2	0	6	1.5-10.5	15-15
2000 Denver	0-0	53-44	2	1	2	1-0	16-16
2001 Bears	1-67	45-17	2	0	4	2-8	16-15
Career	2-129	368-257	9	3	21	12-75.5	146-82

Also: INT return for TD at BUF (10/26); Blocked field goal vs. OAK (9/8/96).

POSTSEASON

	Int-Yds	Tkls-Solo	FF	FR	PD	Sack-Yds	G-GS
1991 Denver	0-0	0-0	0	0	0	0-0	2-0
1995 Kansas City	0-0	2-2	0	0	0	0-0	1-0
1997 Denver	0-0	11-9	0	0	2	1-1	4-4
1998 Denver	0-0	6-3	0	0	1	0-0	3-3
2000 Denver	0-0	1-0	0	0	0	0-0	1-1
2001 Bears	0-0	4-1	0	0	1	0-0	1-1
Career	0-0	24-15	0	0	4	1-1	12-9

Traylor's Single Game Highs

Tackles: 10 at SD (9/22/91)

Interceptions: 1, last vs. JAX (1/6/02)

Sacks: 1, last at WASH (12/23/01)

2002 Chicago Bears

The Players



REX TUCKER

Guard

6-5 315

December 20, 1976

Texas A&M

Bears season: 4 NFL Season: 4

Acquired in 3rd round of 1999 draft

64

PRO CAREER: Put forth a solid first season as Chicago's starting left guard after earning the job during training camp... Saw limited action during his first seasons with the Bears... First career start came as a rookie... Played tackle and guard in his rookie season.

2001 SEASON: Started at left guard in all 16 games of the regular season, plus the playoff contest... Formed part of the offensive line that allowed the fewest sacks in the NFL in 2001... Forced to come out of the season-finale vs. JAX (1/6/02) due to a right calf strain... Still returned to the starting lineup for the Divisional Playoff vs. PHI (1/19/02). **Games played-started: 16-16**

PREVIOUS SEASONS: 2000 - Played on special teams as well as role as a reserve guard... Saw action in season-opener at Min (9/3)... Inactive for next two games... Participated in the next four games... Left game in the second half vs. MIN (10/15) after suffering a concussion during special teams duty... Inactive five of the next six games, dressed but did not play vs. IND (11/5)... Returned to active duty for the season-finale at DET (12/24). **1999** - Saw action in two games with one start... Inactive for first two games... Stepped in for injured right tackle James Williams for final play at OAK (9/26) for first NFL action... Active but did not play vs. NO (10/3)... Inactive Weeks 5-14... Garnered first career NFL start at STL (12/26), replacing injured Chris Villarrial at right guard... Active but DNP in season finale vs. TB (1/2/00)... Drafted in third round (66th overall) by Chicago.

COLLEGE: All-Big 12 third-team selection as senior after starting every game at left tackle... Graded 81.3 percent blocking efficiency by A&M coaches... Helped offense that totaled 4,056 yards... Played well in Big 12 championship win over Kansas State... Saw action in every game of junior season including three starts at left tackle... Registered 19 knockdown blocks while helping offense gain 4,497 yards... Saw limited action as second-team left tackle in sophomore season... Most of playing time came on FG/PAT blocking units... Saw time as a reserve center as a freshman, appearing in all 11 games... Majored in general studies.

PERSONAL: Blue Chip all-American at Lee H.S. in Midland, Texas... National Top 100 player by Super Prep coming out of high school... Brother of St. Louis Rams' guard Ryan Tucker, a former all-Southwest Conference center at Texas Christian... Married to wife Honey.

Tucker's Pro Stats

Games-Starts: 24-17 - 1999 (2-1), 2000 (6-0), 2001 (16-16).

POSTSEASON

Games-Starts: 1-1 - 2001 (1-1).

2002 Chicago Bears

The Players



BRIAN URLACHER

Linebacker

6-4 254

May 25, 1978

New Mexico

Bears season: 3 NFL Season: 3

Acquired in 1st round of 2000 draft

54

PRO CAREER: Two-time Pro-Bowl middle linebacker has developed into one of the elite linebackers in the NFL after only two years in the League... His 313 tackles after his first two NFL seasons is the most ever for a Bears player during such a span... NFL Defensive Rookie of the Year and Pro Bowl selection in 2000, followed by his selection by a vote of his teammates as the 2000 rookie recipient of the Brian Piccolo Award... Shattered Bears rookie records with 165 total tackles and eight sacks... Became second Bears rookie ever to lead team in tackles (Doug Plank, 1975).

2001 SEASON: Finished fifth in NFL MVP voting, the highest of any defensive player, after leading the Bears with 148 tackles (second with 92 solos)... Honored as NFL Defensive Player-of-the-Year by Football Digest and first-team all-Pro by every major pro football publication... Top NFC vote-getter for middle linebackers as he was selected to play in his second consecutive Pro Bowl after starting all 16 games, plus the playoff contest, for the first time in this career... Also tied for second on Bears with three INTs and third with six sacks... Recorded a TD on defense and on special teams... Led the Bears in tackles in eight of the last ten games, including the playoff contest... Tied for team lead with season-high 10 tackles at BALT (9/9)... Delivered eight tackles and one FR vs. MIN (9/23)... Named NFC Defensive Player-of-the-Week after registering eight tackles, first career TD on 90-yard fumble recovery return, third career INT, sack, TFL and one FF at ATL (10/7)... Posted six tackles, including one sack, at CIN (10/21)... Totaled four tackles and an INT vs. SF (10/28) while pressuring Terrell Owens as he went for a ball in OT which led to Mike Brown's INT for game-winning TD... Led Bears with nine tackles vs. GB (11/11)... Registered career-high 20 tackles at TB (11/18), including 12 solos and one sack... Equalled Bears lead with 11 tackles and one TFL at MIN (11/25)... Topped 100-tackle plateau for second straight season with team-high 11 tackles, including one sack vs. DET (12/2)... Posted career-long 41-yard INT return in second quarter at GB (12/9) after dropping Favre for an 11-yard loss with his fifth sack; tied for lead among linebackers with 10 tackles (including one TFL and one sack)... Bears leading tackler with 11 at TB (12/16)... Named NFC Special Teams Player-of-the-Week after catching go-ahead 27-yard TD pass from Brad Maynard on a fake FG play in the fourth quarter at WASH (12/23); also led the defense with 10 tackles... Paced Bears with 12 tackles (nine solos) at DET (12/30)... Split the gap vs. JAX (1/6/02) to record his sixth sack of the season en route to five tackles... Bears leading tackler in his first career postseason start with 11 tackles (nine solos and one sack) in the Divisional Playoff vs. PHI (1/19/02). **Games played-started: 16-16**

PREVIOUS SEASONS: 2000 - Quickly developed into the leader of young, talented and quickly developing Bears defense after moving from strong side to middle linebacker... Became just third Bear in history named NFL Defensive Rookie-of-the-Year, joining Mark Carrier (1990) and Wally Chambers (1973)... Voted as a first alternate to the Pro Bowl, became the first Bears rookie Pro Bowler since Mark Carrier (1990) when he was selected to the team following an injury to Detroit's Stephen Boyd. Recorded two tackles for the NFC... Consensus all-Rookie team selection and Defensive Rookie-of-the-Year by every major football publication... Tabbed as second team all-Pro by *Football News*... Bears recipient of the NFLPA's Unsung Hero Award... Started 14 of 16 games played while leading the team in total tackles (165), sacks (8), solo tackles (103) and TFLs (7)... Tied for second on team with two INTs... Led team in tackles on 10 separate occasions... Wrapped up two tackles at MIN (9/3) in first NFL game... Switched to middle linebacker for first career start vs. NYG (9/17) and posted 13 tackles, including nine solos, two tackles for loss and first career sack. Sack spurred five-game sack streak which was the third-longest rookie streak in NFL history and tied the longest streak in Bears history... Led team with 14 tackles vs. DET (9/24) and added first career INT... Made 15 tackles vs. NO (10/8) plus added sack for fourth straight game... Had team-high 11 tackles vs. MIN (10/15) in first career multi-sack game despite suffering rib cartilage separation... Led Bears with 14 tackles, including 10 solos, vs. IND (11/5)... Career-high 16 tackles at

2002 Chicago Bears

The Players

BUF (11/12) in the tenth game of season pushed him passed 100 tackles for the season, faster than all but two Bears since 1993... Squelched fourth-quarter scoring opportunity with an INT vs. TB (11/19) during team-leading 10 tackle performance... Paced Bears with 13 tackles, including seventh sack, at SF (12/17)... Recorded nine tackles - including four solos, one tackle-for-loss and one sack - to pace team to win in season-finale at DET (12/24)... Drafted in first round (ninth overall) by Chicago.

COLLEGE: Became the first player from New Mexico selected in the first-round since Robin Cole was drafted by Pittsburgh in 1977... Versatile player who played outside linebacker and safety on defense, receiver on offense and kick returns... Two-year starter who finished career third on school's all-time charts with 442 tackles... Added three INTs, 11 sacks and 11 FFs... Averaged 18.8 yards on five kickoff returns and 15.1 yards on 13 punt returns.... Six of seven catches resulted in TDs... As a senior, earned First-team all-America selection by Walter Camp, Football Writers Association of America and *Associated Press*; second-team choice by *The Sporting News* and *Football News*... All-Mountain Conference first-team and Player-of-the-Year choice... One of three finalists for the Jim Thorpe Award, given to the top defensive back in college football... First-team all-Mountain West selection as a junior when he started every game at safety and led the entire nation with school-record 178 tackles... Majored in criminology.

PERSONAL: All-state selection as receiver and safety at Lovington (N.M.) H.S...Led club to 14-0 record and state title as senior... Caught 61 passes for 15 TDs; also returned four punts and two kickoffs for TDs; two rushing TDs... Also all-district in basketball... Active supporter of the Special Olympics in the Chicagoland area and in his home state of New Mexico... He and wife Laurie have one daughter, Pamela.

Urlacher's Pro Stats

	Int-Yds	Tkls-Solo	FF	FR	PD	Sack-Yds	G-GS
2000	2-19	165-103	0	1	2	8-49	16-14
2001	3-60	148-92	1	2	4	6-37	16-16
Career	5-79	313-195	1	3	6	14-86	32-30

Also: Special Teams Tackles: 4 - 2000 (4).

POSTSEASON

	Int-Yds	Tkls-Solo	FF	FR	PD	Sack-Yds	G-GS
2001	0-0	11-9	0	0	0	1-7	1-1
Career	0-0	11-9	0	0	0	1-7	1-1

Urlacher's Single Game Highs

Tackles: 20 at TB (11/18/01)

Sacks: 2 vs. MIN (10/15/00)

Solos: 12 at TB (11/18/01)

Interceptions: 1, last at GB (12/9/01)

BEARS LEADING TACKLERS

Year	Name	Pos	Tackles	Year	Name	Pos	Tackles
2001	Brian Urlacher	LB	148	1987	Dave Duerson	S	116
2000	Brian Urlacher	LB	165	1986	Gary Fencik	S	130
1999	Barry Minter	LB	149	1985	Gary Fencik	S	118
1998	Marty Carter	SS	159	1984	Mike Singletary	LB	116
1997	John Mangum	FS	149	1983	Mike Singletary	LB	147
1996	Marty Carter	SS	180	1982	Gary Fencik	S	82
1995	Marty Carter	SS	158	1981	Gary Fencik	S	135
1994	Joe Cain	LB	129	1980	Gary Fencik	S	125
1993	Dante Jones	LB	189	1979	Jerry Muckensturm	LB	111
1992	Mike Singletary	LB	135	1978	Gary Fencik	S	130
1991	Mike Singletary	LB	124	1977	Gary Fencik	S	133
1990	Mike Singletary	LB	151	1976	Don Rives	LB	165
1989	Mike Singletary	LB	151	1975	Doug Plank	S	123
1988	Mike Singletary	LB	170				

2002 Chicago Bears

The Players



CHRIS VILLARRIAL

Guard

6-3 310

June 9, 1973

Indiana (Pa.)

Bears season: 7 NFL Season: 7

Acquired in 5th round of 1996 draft

58

PRO CAREER: Has started at right guard for the bulk of the last six seasons, missing just two starts and one game played over the past four years... Started every game in which he played from 9/1/97-10/15/00, a streak of 49 games... Returned to right guard in 1998 after moving to center for the 1997 season.

2001 SEASON: Formed a solid right side of the offensive line with Pro Bowler James Williams on an o-line that allowed the fewest sacks in the NFL... Started all 16 regular season games, plus the playoff contest, at right guard... Left game vs. CLE (11/4) with strained right hip after making 15th consecutive start at right guard... Started 75th career game at right guard at MIN (11/25)... His 25th straight start came in his first career postseason appearance in the Divisional Playoff vs. PHI (1/19/02). **Games played-started: 16-16**

PREVIOUS SEASONS: 2000 - Started first seven games to run streak to 49 games before suffering strained groin vs. MIN (10/15) that kept him out of the starting lineup at PHI (10/22)... After the bye week, returned to starting lineup vs. IND (11/5) for the final eight contests of the season. **1999** - Started 15 of 16 games at right guard... Started first 14 games of season before suffering hamstring pull during Week 16... Inactive at STL (12/26) due to injury... Returned to start season finale vs. TB (1/2/00). **1998** - Started every game at right guard for first time in career... Moved back to right guard in offseason... Left game at end of first half with dehydration at TB (9/20)... Missed portion of second quarter with left calf strain, but returned in third vs. TB (11/29). **1997** - Re-assigned to center after spending rookie season at guard... Started first game at center on Monday Night Football at GB (9/1)... Moved to left guard following week vs. MIN (9/7) due to Todd Perry injury and broke left fibula in second quarter... Missed Weeks 3-7 with broken leg... Returned to starting line-up at center at MIA (10/27)... Started remaining eight games at center spot. **1996** - Started first NFL contest at right guard filling in for injured Todd Burger vs. OAK (9/29)... Started vs. GB (10/6) but left game after suffering a concussion during opening kick of second half... Inactive because of head injury at NO (10/13)... Returned to start next five games at right guard... Returned to starting lineup vs. STL (12/8)... Played on special teams in final two contests... Originally drafted in the fifth round (152nd overall) by Chicago.

COLLEGE: Ranked as the strongest player at the 1996 NFL combine, bench-pressing 225 pounds 36 times... Three-year starter at Indiana University of Pennsylvania... Little all-American by several news agencies after senior campaign... First-team all-Eastern College Athletic Conference and all-Pennsylvania State Athletic Conference first-team selection... Led blocking up front for offense that ranked 11th in nation in rushing, 12th in scoring and 14th in total offense... Started at both guard and center... Associated Press third-team all-America selection as junior... Offense ranked sixth nationally in scoring (35.3 ppg) and tenth in rushing (244.5)... Moved to right tackle for his sophomore season... Reserve nose guard until moving to right tackle at midseason freshman year... Had collegiate No. 75 retired on 10/28/2000 during game vs. Clarion; one of only three Indians to be so honored, including current-Saints Head Coach Jim Haslett (1975-78) and IUP's all-time leading rusher Michael Mann... Majored in education for the exceptional child.

PERSONAL: All-state choice as two-way lineman at Hershey (Pa.) H.S... Also lettered in volleyball, wrestling and track... Performed shot put and discus thrower in college... Active supporter of the Special Olympics in the Chicagoland area... Is the middle of five children of Larry and Barb Villarrial... Both animal lovers, he and wife Kristen own three dogs... Started a horse-breeding farm over the offseason near his home in Pennsylvania.

Villarrial's Pro Stats

Games-Starts: 88-81 - 1996 (14-8), 1997 (11-11), 1998 (16-16), 1999 (15-15), 2000 (16-15), 2001 (16-16).

POSTSEASON

Games-Starts: 1-1 - 2001 (1-1).

2002 Chicago Bears

The Players



TED WASHINGTON

Defensive Tackle

6-5 365

April 13, 1968

Louisville

Bears season: 2 NFL Season: 12

Acquired as unrestricted free agent in 2001

92

PRO CAREER: 2001 Pro Bowler led the Bears defensive line that allowed an average of just 82.1 rushing yards per game, the second lowest in the NFL... Saw consecutive games started streak snapped at 88 games in 2001 when he came off the bench vs. San Francisco... Joined Bears as an unrestricted free agent (4/10/01) after spending the previous six years in the NFL with Buffalo... Regained Pro Bowl status in 2000 with 86 total tackles for Buffalo... Overall, is a four-time Pro Bowl selection ('97, '98, '00 and '01)... Key member of Bills defense that finished first overall in the NFL in 1999... Started all 16 games his last five years in Buffalo, a streak of 83 straight starts... Started 95 of 96 games played with the Bills... Signed with Buffalo as an unrestricted free agent (2/25/95)... Began career with three-year stint in San Francisco before trade to Denver (4/20/94).

2001 SEASON: Named to his fourth Pro Bowl in his first year with the Bears, starting 15 of 16 games played at left defensive tackle... Named first-team All-Pro by the NFL/*Associated Press*, *Football Digest* and *The Sporting News* as he recorded 50 tackles, 1.5 sacks and five PDs... Selected as Howie Long's Toughman of the Year, for which he was given a pick-up truck courtesy of Ford Motors and Fox... Received All-NFC honors from *Football News*... Delivered four tackles and two FFs in Bears debut at BALT (9/9)... Assisted on one tackle vs. MIN (9/23) in 85th consecutive start... Posted four solo tackles and one PD at ATL (10/7)... Came off the bench for the first time since 1995, tallying four tackles vs. SF (10/28); added one PD... Notched five tackles, including two solos and one TFL, vs. CLE (11/4); added one PD... Registered three solo tackles vs. GB (11/11); added one PD and one FR... Tied for lead on defensive line vs. DET (12/2) with five tackles, including one half sack, his first as a Bear... Recorded season-high six tackles (four solos) at GB (12/9)... Tied for lead among d-linemen with five tackles, including four solos and second sack, at WASH (12/23)... Posted one tackle in the Divisional Playoff vs. PHI (1/19/02). **Games played-started: 16-15**

PREVIOUS SEASONS: 2000 - Regained all-Pro form teaming with Pat Williams to form one of the best inside duos in the NFL, dubbed "The Package"... Extended streak of consecutive starts to 83 while starting all 16 games for the fifth straight year... A major reason why the Bills run defense was one of the best in the league... Selected to his third Pro Bowl in four years... Recorded nine tackles in season-opening win vs. TEN (9/3) as the defense held MVP candidate Eddie George to just 37 yards rushing... Posted first sack of the season vs. GB (9/10) four tackles... Picked up a season-high 12 tackles (seven solos) at NYJ (9/17)... Credited with three solo tackles vs. IND (10/1) as the Bills defense held Colts all-Pro RB Edgerrin James to just 60 yards rushing... Recorded six solo tackles at MIA (10/8)... Notched 11 tackles vs. SD (10/15) as the Chargers running game was held to just 1.9 yards per rush... Finished with five tackles at MIN (10/22) and helped hold Robert Smith to less than 100 yards rushing... Helped hold Curtis Martin to just 2.6 yards per carry vs. NYJ (10/29)... Helped Buffalo defense hold TB (11/26) to just 180 total yards of total offense with four tackles and a season-best 1.5 sacks... Recorded six tackles vs. MIA (12/3)... Wrapped up eight tackles vs. NE (12/17)... Played sparingly in season finale at SEA (12/23) due to the flu. **1999** - Started all 16 games for Buffalo for the fourth consecutive season... Began his fifth season as a Bills starter at IND (9/12) and recorded six tackles, including five solos... Dominated the line of scrimmage vs. NYJ (9/19) helping hold Jets to just 190 total yards (74 rushing) while totaling four tackles; also picked up two QB pressures and a half sack... Led the defensive line by limiting the Eagles to just 22 yards rushing for the game vs. PHI (9/26)... Helped limit Jerome Bettis and the Steelers to just 48 yards rushing vs. PIT (10/10) while being credited with six total tackles... Had a season-high 13 tackles vs. OAK (10/17)... Picked up eight tackles at SEA (10/24)... Registered seven tackles at NYJ (11/21) in helping hold Curtis Martin to just 64 yards on 23 carries (2.8 avg.)... Recorded six tackles and a season high two sacks vs. NE (11/28)... Started in Wild Card Game at TEN (1/8). **1998** - Named to the Pro Bowl squad for the second straight season and had a career-high 4.5 sacks in 16 starts for the Bills... Topped the 100-tackle barrier for the third straight season... A major reason

2002 Chicago Bears

The Players

why the Bills held their final seven opponents and 10 overall to less than 100 yards rushing... Made huge stop late in the fourth quarter of season-opener at SD (9/6), stuffing Natrone Means for a four-yard loss on third-and-one, forcing a SD punt with 2:28 left... Split sack with Bruce Smith at MIA (9/13); also picked up seven tackles... Recorded first points of NFL career vs. ATL (9/20) when he tackled Greg Hill in the end zone for a fourth-quarter safety... Had solid game at IND (10/11) by harassing rookie QB Peyton Manning all afternoon; finished with three tackles, three PDs, and recorded his second career INT and first as a Bill in the fourth quarter that set up the Bills final TD... Recorded season-high 10 tackles vs. JAX (10/18)... Picked up eight tackles and one sack vs. MIA (11/1) which forced a fumble and led to the game tying points in the fourth quarter... Recorded one sack at NE (11/29) and picked up three total tackles (two solos)... Sacked QB Neil O'Donnell at CIN (12/6) on first play from scrimmage... Made eighth career playoff appearance (fourth start) in Wild Card Playoff at MIA (1/2). **1997** - Earned first trip to the Pro Bowl while turning in another stellar season as the Bills starting nose tackle... Received a number of other honors, including first-team All-Pro honors from *Sports Illustrated*, first-team All-NFL selection from *Football Digest*, and all-AFC honors from *Football News* and *Pro Football Weekly*... Started all 16 games and led the Bills with 124 tackles (105 solos), topping 100 tackles for the second straight season... Also finished with four sacks; notching two solo sacks while splitting four with teammates... Established career-high with six PDs... Left game and did not return at IND (10/20) after being hit in the eye in the second quarter... Had a strong game vs. MIA (11/2) when he played a big part in holding the Dolphins to 54 rushing yards and also batted a Dan Marino pass intercepted by Sean Moran... Led the team and set a personal best with 17 tackles (16 solos) at CHI (12/7); also recorded his 500th career tackle and 100th of the season that game. **1996** - Enjoyed his finest statistical season as a pro as he recorded 130 total tackles, an astounding 105 of which were solos, in his second year with the Bills... Ranked third on Buffalo and was the second highest total by a defensive lineman in team history... One of the main reasons the Bills' defense ranked first in the league against the run... Recorded his first sack of the season at NYG (9/1)... Blocked FG vs. NE (9/8)... Key factor in holding Emmitt Smith to 35 yards rushing vs. DAL (9/22)... Tied for team lead with 12 tackles at PHI (11/10)... Recorded six solo tackles vs. NYJ (11/24) despite being listed as questionable for the game with an elbow injury... Recorded the first multi-sack game of his career at IND (12/1)... Had a team-high eight solo tackles in playoff clinching victory vs. KC (12/22). **1995** - Important asset to the improved Bills' defense of 1995... Was second of three heralded defensive veterans to sign with the Bills in the offseason prior to the '95 season (DE Jim Jeffcoat was first and LB Bryce Paup was third)... Registered 10 total tackles in season-opener at DEN (9/3)... Notched his first sack vs. CAR (9/10)... Recorded five tackles, one sack at MIA (10/29). **1994** - Posted 82 tackles with two sacks in his only season with Denver... Started 15 games and did not play vs. ATL (11/20)... Made first career INT at SD (10/23). **1993** - Played in 12 games with 12 starts for San Francisco... Finished the season with 41 tackles and three sacks... Missed four games due to a pinched nerve and shoulder injury... Led team with six tackles and one sack vs. NO (11/22)... Broke his leg in the NFC Championship vs. DAL (1/23/94). **1992** - Made six starts and finished the year with 35 tackles and two sacks... Posted three tackles vs. NO (11/22). **1991** - Finished his rookie season with 21 tackles, 20 of them solos, and one sack... Played in all 16 games for the 49ers with no starts... Drafted in the first round (25th overall) by the 49ers... Stands as the third highest draft pick ever from Louisville behind LB Otis Wilson (19th, Bears '80) and G Bruce Armstrong (23rd, Patriots '87).

COLLEGE: Finished his senior season at Louisville with 76 tackles, seven sacks and three blocked field goals and was an All-South Independent selection... Closed career with Fiesta Bowl win over Alabama... Played in the Senior and Japan Bowls... Named all-Metro Conference as a sophomore... Majored in physical education.

PERSONAL: One of the NFL's most active players in terms of community involvement and has been a nominee for NFL Man of the Year numerous times as well as a nominee for the NFLPA's Byron "Whizzer" White Award for community service... As a member of the Bills, was particularly involved in Buffalo's Multiple Sclerosis Society through which he participated in a fundraising campaign called "Ted Tackles MS"... Started the "Ted Washington Foundation" in 1998 to benefit a number of youth charities... Also donated 30 tickets per game to local students involved with the Junior Achievement program as part of a program called "Washington's Generals"... Family appeared in the Bills' 1998 United Way television spot... Participated in football, baseball, track and wrestling at Tampa (FL) Tech H.S... Was the state champion in wrestling as a senior in the unlimited weight class... Father (Ted) played LB for the Oilers (1973-82)... He and wife Verlixa have five children: daughters Ashley, Allison, Adrienne and sons Teddy and Thadeus.

2002 Chicago Bears

The Players

Washington's Pro Stats

	Int-Yds	Tkls-Solo	FF	FR	PD	Sack-Yds	G-GS
1991 San Fran.	0-0	21-20	0	0	0	1-NA	16-0
1992 San Fran.	0-0	35-27	0	0	1	2-NA	16-6
1993 San Fran.	0-0	41-36	0	0	2	3-NA	12-12
1994 Denver	1-5	82-49	2	0	3	2-NA	15-15
1995 Buffalo	0-0	86-55	0	0	1	2.5-NA	16-15
1996 Buffalo	0-0	130-105	0	0	3	3.5-NA	16-16
1997 Buffalo	0-0	124-105	1	1	6	4-NA	16-16
1998 Buffalo	1-0	101-65	1	0	0	4.5-NA	16-16
1999 Buffalo	0-0	87-47	0	0	1	2.5-NA	16-16
2000 Buffalo	0-0	86-57	1	0	0	2.5-NA	16-16
2001 Bears	0-0	50-28	2	1	5	1.5-11	16-15
Career	2-5	843-594	7	2	22	29-NA	171-143

Also: Blocked field goal vs. NE (9/8/96); Safety vs. STL (9/20/98).

POSTSEASON

	Int-Yds	Tkls-Solo	FF	FR	PD	Sack-Yds	G-GS
1992 San Fran.	0-0	8-6	0	0	0	0-NA	2-0
1993 San Fran.	0-0	2-2	0	0	0	0.5-NA	2-0
1995 Buffalo	0-0	19-14	0	0	0	0-NA	2-2
1996 Buffalo	0-0	10-7	0	0	0	0-NA	1-1
1998 Buffalo	0-0	6-1	0	0	0	0-NA	1-1
1999 Buffalo	0-0	3-2	0	0	0	0-NA	1-1
2001 Bears	0-0	1-1	0	0	0	0-0	1-1
Career	0-0	49-33	0	0	0	0.5-NA	10-6

Washington's Single Game Highs

Tackles: 17 at CHI (12/7/97)

Solos: 16 at CHI (12/7/97)

Sacks: 2, last vs. NE (11/28/99)

Interceptions: 1, last at IND (10/11/98)

TOP PICKS

Chicago has 30 players on its training camp roster that were selected in the first four rounds of an NFL Draft. 18 of those 30 draftees were original selections of the Bears while 12 were drafted by other teams. Denver, San Francisco, Seattle and the New York Jets each contributed two draftees while Cleveland, Indianapolis, Miami and the New York Giants have each contributed one.

1ST ROUND PICKS

Name	Yr/Overall	Drafted by
Marc Colombo	'02/29	Chicago
R.W. McQuarters	'98/28	San Fran.
David Terrell	'01/8	Chicago
Brian Urlacher	'00/9	Chicago
Ted Washington	'91/25	San Fran.

2ND ROUND PICKS

Name	Yr/Overall	Drafted by
Mike Brown	'00/39	Chicago
Anthony Thomas	'01/38	Chicago

THIRD ROUND PICKS

Name	Yr/Overall	Drafted by
Marty Booker	'99/78	Chicago
Mike Caldwell	'93/83	Cleveland
Chris Chandler	'88/76	Indianapolis
Mike Gandy	'01/68	Chicago
Olin Kreutz	'98/64	Chicago
Brad Maynard	'97/95	NY Giants
Keith Traylor	'91/61	Denver
Rex Tucker	'99/66	Chicago
Dez White	'00/69	Chicago
Roosevelt Williams	'02/72	Chicago
Terrance Metcalf	'02/93	Chicago

4TH ROUND PICKS

Name	Yr/Overall	Drafted by
Reggie Austin	'00/125	Chicago
Alex Brown	'02/104	Chicago
Rosevelt Colvin	'99/111	Chicago
Phillip Daniels	'96/99	Seattle
Warrick Holdman	'99/106	Chicago
Leon Johnson	'97/104	NY Jets
Stanley Pritchett	'96/118	Miami
Karon Riley	'01/103	Chicago
Marcus Robinson	'97/108	Chicago
Larry Whigham	'94/110	Seattle
Jason Wiltz	'99/123	NY Jets

2002 Chicago Bears

The Players



LARRY WHIGHAM

Safety

6-2 218

June 23, 1972

Northeast Louisiana

Bears season: 2 NFL Season: 9

Acquired as unrestricted free agent in 2001

33

PRO CAREER: Earned Pro Bowl status as a special teamer for the second time in his career despite continually drawing double-teams in coverage situations... Provided a solid veteran presence among a young group of special teams... Signed by Chicago as an unrestricted free agent (4/27/01)... Played previous seven seasons with New England... Selected to his first Pro Bowl as the AFC's special teams player in 1997... Voted AFC Special Teams Player-of-the-Year by his peers at the 1996 Mackey Awards banquet... Began his NFL career in Seattle, but joined the Patriots two weeks into his rookie season.

2001 SEASON: Earned second career Pro Bowl berth as NFC's top special teams player in first year in Chicago... Also honored as all-NFL by *Pro Football Weekly* and second team all-Pro by *Football Digest*... Played 14 games, plus the playoff contest, primarily on special teams and ranked fourth among Bears special teamers with 16 tackles... Made one special teams tackle at BALT (9/9) and saw limited safety duty... Pressured Todd Berger into botched punt attempt which turned the ball over to the Bears vs. MIN (9/23)... Suffered sprained right ankle at ATL (10/7) on second quarter special teams play... Downed Brad Maynard punt at Cardinals one-yard line vs. ARIZ (10/14)... Stellar play on special teams duty vs. CLE (11/4), making key tackle in OT... Recorded season-high three special teams stops vs. TB (12/16)... Appeared on special teams at WASH (12/23) before leaving game with an injured left hamstring... Inactive Games 15-16 due to hamstring injury. **Games played-started: 14-0**

PREVIOUS SEASONS: 2000 - Started career-high four games at safety, but saw streak of 87 consecutive games played - spanning parts of seven seasons - snapped in Week Three due to knee injury... Ranked third on squad with 13 special teams stops... Voted special teams captain for season opener vs. TB (9/3), playing in dime situations and special teams with one tackle plus two special teams stops, including one FF... Sustained right knee injury in first quarter at NYJ (9/11) and did not return... Inactive for Games 3 and 4... Returned to lineup vs. DEN (10/1) to record one special teams stop... Ranked second on team with eight tackles in start at free safety vs. IND (10/8); his first since start at BUF (9/8/96)... Notched seven tackles in start at IND (10/22)... Made two special teams stops in action vs. CIN (11/19) and at CHI (12/10)... Started season finale vs. MIA (12/24) and recorded a career-high nine tackles. **1999** - Voted special teams captain for the 1999 campaign by his teammates prior to the start of the season... Played in all 16 games for the fifth consecutive season as a reserve defensive back and special teams coverage specialist, totaling a career-high 31 tackles while leading the team with 14 special teams tackles... Received the majority of his defensive playing time in nickel and dime passing situations... Finished the season tied for fourth on the team with three sacks... Established a new career high and unofficial team record of five special teams tackles vs. NYJ (9/12) in the season opener... Set a new career high with seven solo tackles vs. NYG (9/26), including one sack, the third sack of his career... Recorded one of nine Patriot sacks at MIA (11/21)... Five tackle day vs. DAL (12/5) highlighted by sack of Troy Aikman, his third sack of the season, which resulted in a fumble... Block of Sean Landeta punt vs. PHI (12/19) was second of his career... Named special teams co-captain for the game at BUF (12/26). **1998** - Played in all 16 games in a reserve role on defense and was once again one of the dominant special teams players in the league, recording 21 tackles, including 15 solos, and one INT... Ranked second among Patriot special teams players with 20 stops despite constantly drawing double coverage... Utilized as an extra defensive back in the Patriots' dime packages... Recorded season-highs vs. TEN (9/20) with five solo tackles and three special teams stops... Recorded the fourth INT of his career and third off Dan Marino at MIA (10/25). **1997** - Voted to his first Pro Bowl as a special teams standout after playing in all 16 games... Was the special teams selection on *Pro Football Weekly's* all-AFC Team... Saw expanded playing time as a nickel and dime back throughout the season and finished the year with 19 defensive tackles, a pair of sacks, two INTs, four PDs and one FF... Drew double coverages on most special teams coverage units and was limited to just six special teams tackles... Recorded both of his sacks vs. CHI (9/21), dropping Rick Mirer for a combined loss of 26 yards... Named AFC Defensive Player-of-the-Week after two INTs of Dan Marino vs. MIA (11/23), including one which he returned 60 yards for a TD, and finished the game with a season-high four tackles... Tipped pass led to Patriot INT in the first round playoff game vs. MIA (12/28); finished the game with three tackles and one special teams stop. **1996** - Elected first alternate on special teams for 1997 Pro Bowl... Received the Mackey Award for AFC Special Teams Player of the Year, as voted by his peers and was selected second-team all-Pro by *Football Digest*...

2002 Chicago Bears

The Players

Played in every game for the Patriots, including each of their three playoff games... Made his first career start as a nickel back at BUF (9/8) and finished the season with 21 tackles and career-high 20 special teams stops... Ranked second on the team in special teams tackles... All of his defensive tackles came in the first seven games of the season while playing nickel back... Recorded a career high with five tackles vs. ARIZ (9/15) while also deflecting a punt and making one special teams stop... Provided four solo stops and a pair of special teams tackles the following week vs. JAX (9/22)... Made a pair of special teams tackles and blocked the first punt of his career, which was picked up by Tedy Bruschi and returned for a TD vs. BALT (10/6)... Made four tackles, one FR and one special teams tackle vs. IND (10/20)... Downed punt at the BUF (10/27) one-yard line to set up a Patriots safety... Forced a fumble on a return at SD (12/1), picked up by teammate Corwin Brown and returned 42 yards for a TD - his second assist on a special teams TD of the season... Recorded a career-best five special teams tackles vs. NYJ (12/8)... Logged two special teams tackles in the Divisional Playoff vs. PIT (1/5/97)... Earned AFC Special Teams Player-of-the-Week in the AFC Championship vs. JAX (1/12/97) when he tackled Jaguar punter Brian Barker on his own four-yard line, resulting in a Curtis Martin TD... Credited with a pair of special teams tackles in Super Bowl XXXI (1/26/97). **1995** - Appeared in 16 games for the first time in his career and first of five consecutive seasons... Team's emotional leader on special teams; finished season with 13 tackles, tied for second on the team... Recovered fumble at KC (10/15) while totaling a season-high three defensive tackles and one special teams stop in the game. **1994** - Played in 12 of 14 games after joining the Patriots in the third week of the season from Seattle's practice squad... Played extensively on special teams and finished third on the team with 11 special teams tackles... Took part in training camp with Seattle, was waived (8/24) and re-signed to the practice squad (8/29)... Signed with New England (9/14) from the Seahawks' practice squad... Forced one special teams tackle... Made his NFL playing debut at CIN (9/18), recording both of his tackles for the season on back-to-back plays... Intercepted his first NFL pass at BUF (12/18) and returned it 21 yards... Played in the Patriots' playoff game at CLE (1/1/95)... Drafted in fourth round (110th overall) by Seattle.

COLLEGE: Two-year letterman at N.E. Louisiana... Finished his Indian career with 96 tackles and 12 PDs, including six INTs... Started at left cornerback as a senior and earned second-team all-American Southland Conference honors... Credited with 66 tackles and six INTs during the 1993 season... Returned a fumble 71 yards for a TD against S.W. Texas State... Played as a reserve free safety in 1992 and registered 30 tackles... Attended Pearl River Community College in Poplarville, Miss. before transferring to N.E. Louisiana... Played in the Mississippi JUCO all-star game... Graduated with a degree in criminal justice.

PERSONAL: Attended Hattiesburg H.S., but did not letter in football until his senior year... Recorded six INTs and led his team to an 11-3 overall record and a trip to the state championship... Resides in Houston, Texas in the offseason... He and wife Twanna have two children: son D-Aunte and daughter Brandi.

Whigham's Pro Stats

	Int-Yds	Tkls-Solo	FF	FR	PD	Sack-Yds	G-GS
1994 New England	1-21	2-2	1	0	1	0-0	12-0
1995 New England	0-0	4-4	0	1	0	0-0	16-0
1996 New England	0-0	15-9	1	1	0	0-0	16-1
1997 New England	2-60t	19-15	1	0	4	2-26	16-0
1998 New England	1-0	21-15	0	0	2	0-0	16-0
1999 New England	0-0	31-23	1	0	1	3-28	16-0
2000 New England	0-0	28-20	1	0	2	0-0	14-4
2001 Bears	0-0	1-0	0	0	0	0-0	14-0
Career	4-81	121-88	5	2	10	5-54	120-5

Also: Special Teams Tackles: 113 - 1994 (11), 1995 (13), 1996 (20), 1997 (6), 1998 (20), 1999 (14), 2000 (13), 2001 (16); INT return for TD vs. MIA (11/23/97); Blocked punt vs. PHI (12/26/99), vs. BALT (10/6/96).

POSTSEASON

	Int-Yds	Tkls-Solo	FF	FR	PD	Sack-Yds	G-GS
1994 New England	0-0	0-0	0	0	0	0-0	1-0
1996 New England	0-0	1-1	0	0	0	0-0	3-0
1997 New England	0-0	3-3	0	0	1	0-0	2-0
1998 New England	0-0	0-0	0	0	0	0-0	1-0
2001 Bears	0-0	0-0	0	0	0	0-0	1-0
Career	0-0	4-4	0	0	1	0-0	8-0

Also: Special Teams Tackles: 7 - 1996 (4), 1997 (2), 2001 (1).

Whigham's Single Game Highs

Tackles: 9 vs. MIA (12/24/00)

Solos: 7 vs. NYG (9/26/99)

Sacks: 2 vs. CHI (9/21/97)

ST Tackles: 5 vs. NYJ (12/8/96)

Interceptions: 2 vs. MIA (11/23/97)

Longest Return: 60t vs. MIA (11/23/97)

2002 Chicago Bears

The Players



DEZ WHITE

Wide Receiver

6-1 215

August 23, 1979

Georgia Tech

Bears season: 3 NFL Season: 3

Acquired in 3rd round of 2000 draft

80

PRO CAREER: Solid second season saw him obliterate his rookie receiving numbers, playing a more prolific role in Chicago's passing attack... Stepped into starting lineup for injured Marcus Robinson and responded by hauling in career-highs with 45 catches for 428 yards... Saw limited action as a rookie, contributing primarily on special teams and at wideout.

2001 SEASON: The Bears second-leading receiver recorded a career-high 45 catches for 428 yards in 14 games played, plus the playoff contest, including his first six career starts... Caught three passes for 44 yards with long play of 20 yards at BALT (9/9) in first career start... Doubled season's total with career-high seven catches for team-high 68 yards vs. SF (10/28)... Tied career-high of seven receptions for career-high 92 yards vs. CLE (11/4)... Posted third consecutive seven-catch game en route to gaining 45 yards vs. GB (11/11)... Caught team-high four passes for 32 yards at MIN (11/25) with a long play of 17 yards... Caught two passes for 23 yards vs. DET (12/2) while starting in three-wideout set... Tied for team-lead with five catches for 48 yards at GB (12/9)... Equaled team-high with three receptions for 32 yards vs. TB (12/16) with a long play of 26 yards... Inactive Games 15-16 due to hamstring injury suffered in practice (12/28)... Came back in the postseason to lead the Bears in receiving with four catches for 30 yards in the Divisional Playoff vs. PHI (1/19/02). **Games played-started: 14-6**

PREVIOUS SEASONS: 2000 - Caught 10 passes for 87 yards while playing 15 games as a rookie... Made NFL debut at TB (9/10), catching two passes for 15 yards... Scored first TD on career-long 25-yard strike from Cade McNown vs. MIN (10/15)... Hauled in two catches for 20 yards vs. GB (12/3) and again at DET (12/24)... Drafted in the third round (69th overall) by Chicago.

COLLEGE: Entered draft following junior season at Georgia Tech (1997-99)... Ranks second on school's all-time receiving list with 90 catches for 1,833 yards... His 14 career TDs is tied for best in GT history... Finished sixth in school annals with 3,601 all-purpose yards, second in return yards with 1,701... One of just three Yellow Jackets to return two kickoffs for a TD in career... Earned second-team all-Atlantic Coast Conference honors as sophomore and junior after serving as Tech's return specialist as freshman... One of 10 finalists for Biletnikoff Award, given to nation's top receiver, as a sophomore... Co-MVP of Gator Bowl vs. Notre Dame that season after catching second-half TD passes of 44 and 55 yards... Averaged 20.4 yards per catch in his two seasons as receiver... Majored in management.

PERSONAL: Consensus first-team all-American who helped lead Bolles H.S. in Orange Park, Fla. to a four-year record of 54-5... Kicked 43-yard field goal in state championship game as senior... Also an all-state pick in soccer... Lettered three times in football, twice in track and four times in soccer... Scored seven TDs as a senior: three receiving, three punt returns and one kickoff return... Uncle, Adrian White, played in NFL for the Giants (1986-90), Packers (1991-92) and Patriots (1993-94)... The youngest of two children of Desiree Allen.

White's Pro Stats

	Rec	Yds	Avg	LG	TD	G-GS
2000	10	87	8.7	25t	1	15-0
2001	45	428	9.5	32	0	14-6
Career	55	515	9.4	32	1	29-6

Also: Rushing - 2000 (1 (-2)).

POSTSEASON

	Rec	Yds	Avg	LG	TD	1-0
2001	4	30	7.5	12	0	1-0
Career	4	30	7.5	12	0	1-0

White's Single Game Highs

Receptions: 7, last vs. GB (11/11/01) Long Reception: 32 vs. CLE (11/4/01)
Rec. yards: 92 vs. CLE (11/4/01) Receiving TDs: 1 vs. MIN (10/15/00)

2002 Chicago Bears

The Players



JAMES WILLIAMS

Tackle

6-7 332

March 29, 1968

Cheyney State (Pa.)

Bears season: 12 NFL Season: 12

Acquired as undrafted free agent in 1991

71

PRO CAREER: Started every game at right tackle for the past seven years, a string of 118 consecutive games dating back to 1994... Honored for his solid play in 2001 with his first career Pro Bowl selection... Blocked two FG attempts in 2001 to increase his total of blocked or deflected FG attempts over his career to eight... Became full-time starter at tackle during training camp in 1994... Made move to o-line midway through 1992 season... Saw limited playing time on special teams and reserve defensive tackle during his first two seasons.

2001 SEASON: Started all 16 games at right tackle for the seventh consecutive season, earning his first career Pro Bowl selection and being honored by teammates as the veteran recipient of the Brian Piccolo Award... Also recognized as a second-team NFL/Associated Press all-Pro, all-NFC by *Football News* and first-team all-Pro by *College and Pro Football Newsweekly*... Made 105th consecutive start at right tackle at ATL (10/7)... Started at right tackle vs. SF (10/28); deflected seventh career field goal attempt... Kept Jaguars scoreless by blocking FG attempt (eighth of career, second of season) vs. JAX (1/6/02) while concluding regular season with 118 consecutive starts at right tackle.
Games played-started: 16-16

PREVIOUS SEASONS: 2000 - Started seventh straight season at right tackle for Chicago in season-opener at MIN (9/3)... Start vs. DET (9/24) stood as his 100th consecutive game played and was highlighted by his sixth career FG block... Reached milestone of 100 consecutive starts vs. NE (12/10)... Ran streak of consecutive starts to 102 with opening appearance in season-finale at DET (12/24). **1999** - Opened all 16 games at right tackle for fifth straight season... Has started 86 straight games at the position... Missed final play at OAK (9/26) with sprained ankle... Left game in second quarter vs. TB (1/2/00) with left knee sprain. **1998** - Started all 16 games at right tackle for fourth consecutive season... Voted as Pro Bowl alternate... Opened fifth straight season at right tackle vs. JAX (9/6)... Helped block game-tying FG attempt at TEN (10/25). **1997** - Started all 16 games... Left game in fourth quarter of season finale at TB (12/21) with left shoulder injury. **1996** - Started all 16 games at right tackle... Missed first plays in over a year after leaving game at DET (9/22) in first quarter with ankle injury... Returned to finish game. **1995** - Started all 16 games for first time in career... Did not miss an offensive play all year... Deflected FG attempt vs. HOU (10/22). **1994** - Started 15 games at right tackle, missing first play at MIA (11/13)... Missed second quarter at PHI (9/12) with twisted right knee... Blocked field goal vs. NO (10/9)... Deflected FG on game's final play to preserve 17-14 win at MIA (11/13)... Post-season left knee surgery on 1/13/95. **1993** - Played in first three games seeing action in final three quarters vs. TB (9/26) for injured Keith Van Horn... Active but DNP vs. ATL (10/3)... Inactive for final 12 games. **1992** - Saw action on special teams in opener... Inactive for next eight weeks before making one tackle at TB (11/15)... Moved to oFFensive line (11/18)... Saw limited action at right tackle in three of last four games. **1991** - Used as sub to spell Steve McMichael and William Perry at defensive tackle... Inactive Weeks 1 and 4... Responsible for the "push" on Perry's game-saving FG block vs. NYG (9/15)... Saw most playing time while rotating with Tim Ryan when Trace Armstrong was injured (Weeks 4-9)... Recorded three solo tackles in Week 5 at BUF (9/29) and blocked FG... Three tackles vs. WASH (10/6)... Collected two tackles, including first pro sack, at GB (10/17)... Career-high four stops, three solo, at NO (10/27)... Signed as an undrafted free agent by Chicago.

2002 Chicago Bears

The Players

COLLEGE: Four-year All-Penn State Athletic Conference at Cheyney State... Elected to the Cheyney State Athletic Hall of Fame in 2000... Finished with 342 tackles, 235 solo, and 37.5 sacks... Had 92 stops and seven tackles-for-loss as senior... Also nine PDs, four FFs and two FRs... First-team Black College all-American with season-high 103 stops, 69 solos, and 15 sacks as junior... Eleven sacks in 1988 along with 76 tackles... PSAC Rookie-of-the-Year as freshman in '87.

PERSONAL: Graduated from Allerdice (Pa.) H.S.... He and wife Joi have one son, Jai.

Williams' Pro Stats

Games-Starts: 150-127 - 1991* (14-0), 1992* (5-0), 1993 (3-0), 1994 (16-15), 1995 (16-16), 1996 (16-16), 1997 (16-16), 1998 (16-16), 1999 (16-16), 2000 (16-16), 2001 (16-16).

* Played defensive tackle: 1991 (17 tackles, 8 solos, 1 sack for 4 yard loss), 1992 (1 solo tackle).

Also: Blocked FG vs. JAX (1/6/02), vs. DET (9/24/00), at TEN (10/25/98), vs. NO (10/9/94), at BUF (9/29/91); Deflected field goal vs. SF (10/28/01), at HOU (10/22/95), at MIA (11/13/94).

POSTSEASON

Games-Starts: 4-3 - 1991* (1-0), 1994 (2-2), 2001 (1-1).

* Played defensive tackle: 1991 (3 tackles, 1 solos)

THE BRIAN PICCOLO AWARD

Bear veterans vote the **Brian Piccolo Award** to the rookie who best exemplifies the courage, loyalty, teamwork, dedication, and sense of humor of the late Brian Piccolo. In 1992, the award was expanded to include a veteran who possesses the same qualities.

In his senior season at Wake Forest (1964), Piccolo led the nation in scoring (111 points) and rushing (1,044 yards). Signed with the Bears as an undrafted free agent, he spent a season on the taxi squad, and in four subsequent years he rushed 258 times for 927 yards and four touchdowns. He also caught 58 passes for 537 yards and one TD.

Piccolo died of embryonal cell carcinoma on June 16, 1970. He was 26 years old and left his wife, Joy, three daughters, and legions of friends.

1970 Glen Holloway (G)	1987 Ron Morris (WR)	1997 Ryan Wetnight (TE)
1971 Jerry Moore (S)	1988 James Thornton (TE)	John Allred (TE)
1972 Jim Osborne (DT)	Mickey Pruitt (LB)	Van Hiles (S)
1973 Wally Chambers (DT)	1989 Trace Armstrong (DE)	1998 Bobby Engram (WR)
1974 Fred Pagac (TE)	1990 Mark Carrier (S)	Tony Parrish (S)
1975 Roland Harper (RB)	1991 Chris Zorich (DT)	1999 Marcus Robinson (WR)
1976 Brian Baschnagel (WR)	1992 Mike Singletary (LB)	Jerry Azumah (CB)
1977 Ted Albrecht (T)	Troy Auzenne (T)	2000 Clyde Simmons (DE)
1978 John Skibinski (RB)	1993 Tom Waddle (WR)	Brian Urlacher (LB)
1979 Dan Hampton (DE)	Myron Baker (LB)	2001 James Williams (T)
1980 Bob Fisher (TE)	Todd Perry (T)	Anthony Thomas (RB)
1981 Mike Singletary (LB)	1994 Shaun Gayle (S)	
1982 Jim McMahon (QB)	Raymont Harris (RB)	
1983 Jim Covert (T)	1995 Erik Kramer (QB)	
1984 Shaun Gayle (S)	Rashaan Salaam (RB)	
1985 Kevin Butler (K)	1996 Chris Zorich (DT)	
1986 Neal Anderson (RB)	Bobby Engram (WR)	

2002 Chicago Bears

The Players



JASON WILTZ

Defensive Tackle / End

6-4 308

November 23, 1976

Nebraska

Bears season: 1 NFL Season: 4

Acquired as waived free agent in 2002

72

PRO CAREER: Versatile and experienced defensive lineman was signed by the Bears (3/22/02) during the offseason to provide defensive line depth... Spent the entire 2001 season as an unsigned free agent after playing the first two years of his career with the New York Jets... Groomed as a defensive tackle for most of his career, but got experience at defensive end in the Jets' 3-4 alignment in 2000... Has played in 27 career games making 20 tackles, two sacks, two pass defenses, and two INTs in limited action.

2001 SEASON: Waived by the Jets after his third training camp with the team... Did not sign with another team during the season. **Games played-started: 0-0**

PREVIOUS SEASONS: 2000 - Played in 15 games for the Jets, including first career start, totaling 10 tackles and one sack while adjusting to defensive end... Tallied a career-high five tackles, including one sack, vs. NE (9/11) on Monday Night Football... Teamed up with Shane Burton vs. BUF (9/17) to block a Steve Christie 43-yard FG for his first career FG block... Started first NFL game vs. PIT (10/8) when starting nose tackle Jason Ferguson was unable to play; posted three tackles. **1999** - Played in 12 games as a Jets rookie... Inactive Games 13-16 due to a foot injury... Made his NFL debut in the season opener vs. NE (9/12), recording his first career sack among two tackles while stepping in for an injured Jason Ferguson in the second half... Split time at nose tackle and had a season-high three tackles at DEN (10/3)... On Monday Night Football at NE (11/15), played in the defensive line rotation and in goal-line situations, highlighted by his involvement in a fourth-and-goal stop of a Terry Allen rushing attempt... Picked off Doug Flutie in the fourth quarter vs. BUF (11/21) for his first career INT, returning the ball five yards from the Jets' 15-yard line... Deflected one pass at IND (11/28) and picked off another in the end zone... Drafted in the fourth round (123rd overall) by the N.Y. Jets.

COLLEGE: Played in 36 games and recorded 89 tackles during his career at Nebraska (1995-98)... Also tallied four sacks, three FFs, one fumble recovery and one INT over the course of his career... Played in 10 games as a senior, starting nine at nose guard while totaling 35 tackles, 10 solos, one sack and four QB pressures... Earned honorable mention all-Big XII as a junior... Broke into the starting lineup at defensive tackle, playing in 11 games with 10 starts... Recorded 34 tackles, 14 solos with a pair of sacks, five TFLs and one FR... Saw action in 12 games at reserve defensive tackle as a sophomore, recording 20 tackles, one sack, three TFLs, two FF while appearing in every game... Posted first career sack vs. Kansas State... Appeared in three games as a redshirt freshman but did not record any tackles... Majored in sociology.

PERSONAL: SuperPrep all-America DT at St. Augustine H.S. in New Orleans, La.... Named the most valuable player in his district and earned all-state and honorable mention all-America honors from *USA Today*... As a senior, was credited with 76 tackles, including 12 sacks, 11 TFLs and four FRs... was a standout first baseman and pitcher on the baseball team... Would like to work as a child counselor after his playing days are over.

Wiltz's Pro Stats

	Int-Yds	Tkls-Solo	FF	FR	PD	Sack-Yds	G-GS
1999 NY Jets	2-5	10-3	0	0	2	1-NA	12-0
2000 NY Jets	0-0	10-7	0	0	0	1-NA	15-1
Career	2-5	20-10	0	0	2	2-NA	27-1

Also: Blocked FG at BUF (10/29/00).

2002 Chicago Bears

The Players



FLOYD YOUNG

Cornerback

5-10 184

November 23, 1975

Texas A&M-Kingsville

Bears season: 1 NFL Season: 7

Acquired as unrestricted free agent in 2002

37

PRO CAREER: Re-signed with Chicago to provide depth in the secondary in his second training camp with the club... Originally signed with the Bears as an unrestricted free agent last offseason (6/22/01)... Primarily played in nickel package situations and on special teams for Tampa Bay in his first four NFL seasons.

2001 SEASON: Waived by the Bears at the end of training camp and sat out the entire season as a free agent.

PREVIOUS SEASONS: **2000** - Played in seven games as well as one playoff contest for Tampa Bay, seeing action in nickel packages and special teams... Suffered a left hamstring strain in the week leading up to the Washington game and was declared an inactive (10/1)... Saw action at MIA (12/10) and recorded two special teams tackles in the regular season finale at GB (12/24)... Made one tackle on special teams in a playoff loss at PHI (12/31). **1999** - Played in six regular season games for the Buccaneers, plus the team's two playoff contests, seeing action in nickel packages and special teams... Missed all of preseason with a right hamstring injury... Saw action in season-opener vs. NYG (9/12), recording one special teams stop... Had a season-high two special teams tackles at PHI (9/19)... Suffered a right hamstring injury in practice during the week leading up to game vs. DEN (9/26), causing him to miss the next four weeks... Returned to action vs. KC (11/14), but sprained his left shoulder the next week vs. ATL (11/21)... Returned to action in season-finale at CHI (1/2/00)... Had two special teams stops and one tackle in Divisional Playoff win vs. WASH (1/15/00) while making game-saving special teams play, tackling holder Brad Johnson on botched 52-yard game-winning FG attempt. **1998** - Played in eleven games for the Bucs, seeing action in nickel packages and on special teams... Played in Bucs' opener at MIN (9/6) but was inactive for next five games... Played in the team's final ten contests... Finished season with five special teams stops and one FF. **1997** - Opened rookie season on Buccaneers' practice squad but also made strong contributions in the secondary... Ended up with 16 tackles and six PDs... Signed to the active roster from the practice squad (9/27) and played vs. ARIZ (9/28) where he subbed at CB in the second half and came up with a tackle and a PD... After two games of mostly special teams duty, moved into nickel back role vs. MIN (10/26) and turned in strong performance with five tackles and a PD... Also broke up a pass the following week at IND (11/2) and made it three straight games with another PD at ATL (11/9)... Had three tackles plus a stop on special teams at NYG (11/30)... Served as extra defensive back in the Wild Card Playoff vs. DET (12/28), recording two tackles and a PD plus a key special teams play in which his near punt block forced P John Jett to pull up and try unsuccessfully to run for a first down... Inactive for second playoff game at GB (1/4/98)... Originally signed as an undrafted free agent by Tampa Bay.

COLLEGE: Played two seasons at Texas A&M-Kingsville (1995-96) after a pair of standout junior college years at Scottsdale (Ariz.) J.C.... In two years as a Javelina, racked up 67 tackles, six INTs, three FRs and 14 PDs... Was a two-time all-conference cornerback at Scottsdale J.C.

PERSONAL: Earned letters in football and track at Clark H.S. in New Orleans, La.... Garnered all-district honors as a prep senior on the gridiron... Floyd Alexander Young is the youngest of three children of Cynthia A. Young... Has three children: one son Ostin and two daughters Jordyn and Brittany.

Young's Pro Stats

	Int-Yds	Tkls-Solo	FF	FR	PD	Sack-Yds	G-GS
1997 Tampa Bay	0-0	16-10	0	0	6	0-0	12-0
1998 Tampa Bay	0-0	1-1	0	0	1	0-0	11-0
1999 Tampa Bay	0-0	0-0	0	0	0	0-0	6-0
2000 Tampa Bay	0-0	1-1	0	0	0	0-0	7-0
Career	0-0	18-12	0	0	7	0-0	36-0
Also: Special Teams Tackles: 14 - 1997 (1), 1998 (5), 1999 (4), 2000 (4).							
	Int-Yds	Tkls-Solo	FF	FR	PD	Sack-Yds	G-GS
1997 Tampa Bay	0-0	2-0	0	0	1	0-0	1-0
1999 Tampa Bay	0-0	1-0	0	0	0	0-0	2-0
2000 Tampa Bay	0-0	0-0	0	0	0	0-0	1-0
Career	0-0	3-0	0	0	1	0-0	4-0
Also: Special Teams Tackles: 4 - 1999 (3), 2000 (1).							

2002 Chicago Bears

2002 Draftees



MARC COLOMBO

Tackle

6-7 320

October 8, 1978

Boston College

75

Acquired in 1st round (29th overall)

COLLEGE CAREER: Did not allow a quarterback sack in twenty games as a starter... Played both right and left tackle and took over leadership on the Eagles offensive line which lost three starters prior to his senior season... Helped pave the way for 1,000-yard rushers in each of his four seasons.

SENIOR: All-Big East Conference first-team selection by The NFL Draft Report despite missing the team's final four games with a knee injury... Started the first two games at right tackle before moving to the left tackle for six games... Part of an offensive line which generated 4,361 yards and a 1000-yard rusher (William Green)... Made 12 knockdown blocks in his first start at left tackle versus Navy. **JUNIOR:** Moved into the starting lineup at right tackle... Offensive unit ranked 21st in the nation in yards rushing per game with 201 per contest and ranked third in total offense in the Big East with 414.9 yards per game... Offensive line surrendered only six sacks during the entire season. **SOPHOMORE:** Played in seven games, including the Insight.com Bowl. **FRESHMAN:** Played in six games mostly on special teams.

PERSONAL: Majored in sociology... Earned *Boston Globe*, *Boston Herald*, *Brockton Enterprise* and *Taunton Gazette* All-Scholastic honors as an offensive tackle as a senior... Registered 75 tackles and five sacks on the defensive side of the ball as senior... Excelled on the basketball court and baseball diamond in addition to football, earning *Brockton Enterprise* and *Taunton Gazette* all-scholastic honors in basketball as a senior... Involved in community service activities at St. Basil's Church and Bridgewater State College... Son of Gayle Arrigni and Edward Colombo.

Colombo's College Stats

Games-Starts: (32-19) -- 1998 (6-0); 1999 (7-0); 2000 (11-11); 2001 (8-8).

BEARS 2002 DRAFT PICKS

Rd	Pick	Draftee	Pos	Ht	Wt	Born	College
1	29	Marc Colombo	OT	6-7	320	10-8-1978	Boston College
3	72	Roosevelt Williams	CB	5-11	200	9-10-1978	Tuskegee
3	93	Terrance Metcalf	T/G	6-3	320	1-28-1978	Mississippi
4	104	Alex Brown	DE	6-3	268	6-4-1979	Florida
5	140	Bobby Gray	SS	6-0	205	4-30-1978	Louisiana Tech
5	165	Bryan Knight	LB	6-2	240	1-22-1979	Pittsburgh
6	199	Adrian Peterson	RB	5-10	208	7-1-1979	Georgia Southern
6	203	Jamin Elliott	WR	6-0	187	10-5-1979	Delaware
6	210	Bryan Fletcher	TE	6-5	235	3-23-1979	UCLA

2002 Chicago Bears

2002 Draftees



ROOSEVELT WILLIAMS

Cornerback

5-11 200

September 10, 1978

Tuskegee

20

Acquired in 3rd round (72nd overall)

COLLEGE CAREER: Began his collegiate career at Savannah State before transferring to Tuskegee for his final two seasons... Originally signed to attend Florida State, but did not meet the academic requirements... Finished his collegiate career with 61 pass deflections and 13 interceptions while making 97 tackles (74 solos) in 46 games... Returned 44 kickoffs for 1,114 yards (25.3 avg) and a touchdown.

SENIOR: Little all-American choice by The NFL Draft Report... Sheridan Black Network all-American first-team pick... All-Southern Intercollegiate Athletic Conference first-team selection... Named to the Black College Sports Page "Baad" team... Started 12 games at cornerback and did not allow a reception in six of twelve games... Registered 14 tackles, five interceptions and broke-up 12 passes... Gained 77 yards on a pair of kickoff returns (38.5 avg). **JUNIOR:** Sheridan Broadcasting Network and Street & Smith's all-American first-team choice... All-SIAC first-team pick in his first year at Tuskegee... Recorded a career-high 32 tackles (24 solos) with three fumble recoveries for 28 yards in returns and a forced fumble... Broke-up 23 passes and intercepted four others for 26 yards in returns... Added 155 yards on nine kickoff returns (17.2 avg). **SOPHOMORE:** All-SIAC first-team selection while starting every game at right cornerback for Savannah State... Recorded 30 tackles (24 solos) with two INTs for 11 yards and nine PBs... Returned 13 kickoffs for 305 yards (23.5 avg). **FRESHMAN:** All-SIAC first-team pick in his first year at Savannah State... Ranked tenth in the nation with 20 kickoff returns for 577 yards (28.9 avg) and a TD... Registered 21 tackles (18 solos) as he deflected 17 passes and intercepted two others for 29 yards in returns.

PERSONAL: Redshirted as a freshman at Savannah State... Originally enrolled at Florida State, but was ruled academically ineligible... Competed in the decathlon as a senior at Tuskegee... All-City first-team selection in both football and track at Terry Parker (Jacksonville, Fla.) H.S.... Physical education major... Son of Mary and Roosevelt Williams, Sr.

Williams' College Stats

		Int-Yds	Tkls-Solo	FF	FR	PD	Sack-Yds	G-GS			
1998	Savannah St.	2-29	21-18	0	0	17	0-0	11-11			
1999	Savannah St.	2-11	30-24	0	0	9	0-0	11-11			
2000	Tuskegee	4-26	32-24	1	3	23	0-0	12-12			
2001	Tuskegee	5-13	14-8	0	0	12	0-0	12-12			
TOTAL		13-79	97-74	1	3	61	0-0	46-46			
		KOR	Yds	Avg.	Lg	TD	PR	Yds	Avg.	Lg	TD
1998	Savannah St.	20	577	28.9	89	1	0	0	0.0	0	0
1999	Savannah St.	13	305	23.5	45	0	0	0	0.0	0	0
2000	Tuskegee	9	155	17.2	39	0	0	0	0.0	0	0
2001	Tuskegee	2	77	38.5	66	0	1	11	11.0	11	0
TOTAL		44	1114	25.3	89	1	1	11	11.0	11	0

2002 Chicago Bears

2002 Draftees



TERRENCE METCALF

Tackle / Guard

6-3 320

January 28, 1978

Mississippi

60

Acquired in 3rd round (93rd overall)

COLLEGE CAREER: Started three games as a sophomore but suffered season-ending injury to his left ankle and was granted a medical redshirt and three more years of eligibility... Fifth-year senior who started all but five games during his career... Did not allow a quarterback sack since the 1999 season... Holds the school record with a 500-pound bench press.

SENIOR: All-America first-team selection by Walter Camp, the American Football Coaches Association and *Football News*, adding second-team honors from The Associated Press and Collegefootballnews.com and third-team accolades from The Sporting News... All-Southeastern Conference first-team choice by the league's coaches, the *Associated Press* and *Football News*... Started all 11 games at left tackle and did not allow a sack... Led offensive line that led the SEC by allowing only 10 quarterback sacks for the season... Protected an offense that averaged 415.0 yards per game, registering 76 knockdowns while grading 84.1 percent for blocking consistency. **JUNIOR:** Named first-team all-SEC by the league's coaches and second-team by the *Associated Press*... Also earned All-SEC recognition from the *Birmingham News*, *College Sports Southeast*, *Football News*, *Collegefootballnews.com* and *Rivals.com*... Started every game at left tackle... Anchored an Ole Miss offensive line that allowed the fewest sacks in the SEC and was tied for the third fewest in the nation with seven, despite having to use four different starting lineup combinations due to injuries... Helped pace an offense that averaged 347.0 yards per game, delivering 64 key blocks/knockdowns.

SOPHOMORE: Earned second-team All-America honors from The Sporting News... Played in all 12 games and earned his second letter... Made five starts at left guard including the Independence Bowl vs. Oklahoma... Key player on an offensive line that helped Ole Miss produce the SEC's second leading rushing attack, averaging 182.5 yards per game. **FRESHMAN:** Started all 12 games, including the Ford Motor City Bowl, during his true freshman season... Was in season-opening lineup at left tackle, and then moved to left guard for remaining 11 games.

PERSONAL: Majored in management... Married, has two children... Son of Earlene Metcalf... Considered one of the top offensive line prospects in the nation at Clarksdale (Miss.) H.S.... Earned Parade all-American honors and selected by *The Clarion-Ledger* as Mississippi's No. 1 prospect on its Top 10 Most Wanted list... All-State pick who was on *Orlando Sentinel* Dixie Dozen team... Selected to SuperPrep's All-American team, ranking as the 15th best offensive lineman in the nation... Also made the SuperPrep all-Dixie team, ranking as the 18th best overall player from the states of Alabama, Florida, Georgia, Kentucky, Mississippi, and Tennessee... Chosen to *Schutt Sports'* all-American squad... Prep Star magazine picked him as its No. 1 offensive lineman in the Southeast Region... Had 104 tackles and seven sacks as a junior defensive tackle.

Metcalf's College Stats

Games-Starts: (50-44) -- 1997 (12-12); 1998 (3-3); 1999 (12-6); 2000 (12-12); 2001 (11-11).

2002 Chicago Bears

2002 Draftees



ALEX BROWN

Defensive End

6-3 268

June 4, 1979

Florida

96

Acquired in 4th round (104th overall)

COLLEGE CAREER: A Lombardi Award semifinalist in 1999 and 2000 (finalist in 2001) and first-team All-Southeastern Conference selection three-straight years (1999-2001)... Became only the third sophomore in school history to garner first-team All-American honors (1999)... Started 31 of 46 regular season games... Made 161 tackles (93 solos) with 47 total stops behind the line of scrimmage (sixth-best total in school history)... Established a school record with 33 sacks.

SENIOR: First-team All-American selection by the Walter Camp Foundation, National Sports Bureau, *Football News* and the Football Writers Association... Finalist for the Lombardi and Nagurski Awards... Semi-finalist for *Football News*' National Defensive Player-of-the-Year Award... *Associated Press* SEC Defensive Player-of-the-Year... Started every game at right defensive end... Recorded 50 tackles with 10.5 sacks and 14 TFLs... His 10.5 sacks rank eighth on the school's single-season record list... Caused a fumble, blocked three kicks and broke up four passes. **JUNIOR:** Lombardi Award semifinalist (one of 12) for second-straight year... Second-team all-American choice by the Walter Camp Football Foundation and ABC Sports... All-SEC selection by the *Associated Press* and *College Football News*... One of UF's five captains for the 2000 season... Started 11 of 12 regular season games... Recorded 56 tackles (29 solos) with 7.5 sacks and 12 TFLs. **SOPHOMORE:** First-team all-American selection by *Football News* and the Walter Camp Football Foundation... Became just the third sophomore in school history to garner first-team all-American honors... Second-team all-American choice by *Associated Press* and third-team by *The Sporting News*... All-SEC first-team selection... One of 12 semifinalists for the Lombardi Award... Started at the rush end position in nine of 12 games... Made 45 tackles with a school season-record 13 sacks and 18 TFLs... Intercepted two passes and caused five fumbles. **FRESHMAN:** Saw action in all 11 regular season games... Served as the top backup to Jevon Kearse at strongside linebacker... Recorded 10 tackles with three TFLs.

PERSONAL: Majored in recreation program delivery... Son of Essie and James Brown... Considered one of the nation's elite prep linebackers in 1996, earning PrepStar all-American Dream Team honors as that publication ranked him the number one linebacker in the nation at Hamilton County (White Springs, Fla.) H.S.... All-American choice by SuperPrep, which ranked him among the nation's top five linebackers and top 20 overall players in the country... Also received prep all-American honors from National Recruiting Advisor, which ranked him among the country's top three weakside linebackers... A first-team all-State (3A) selection... Selected his district's MVP on both defense as a linebacker and offense at QB... Credited with 117 tackles in 1996... As a quarterback in 1996, rushed for 767 yards with 18 TDs and passed for 863 yards with six TDs... Selected district MVP in basketball and was the state 3A champion in the discus in 1996.

Brown's College Stats

	Int-Yds	Tkls-Solo	FF	FR	PD	Sack-Yds	G-GS
1998 Florida	0-0	10-5	0	0	0	2-12	11-0
1999 Florida	2-2	45-35	5	1	8	13-102	12-9
2000 Florida	1-22	56-29	3	2	3	7.5-45	12-11
2001 Florida	0-0	50-24	1	0	4	10.5-51	11-11
TOTAL	3-24	161-93	9	3	15	33-210	46-31

2002 Chicago Bears

2002 Draftees

**BOBBY GRAY**

Strong Safety

6-0 205

April 30, 1978

Louisiana Tech

25

Acquired in 5th round (140th overall)

COLLEGE CAREER: Started 43 consecutive games, finishing sixth on the school's career-record list with 389 tackles (257 solos)... Recovered ten fumbles and caused six others... Posted five INTs and 14 PDs at Louisiana Tech.

SENIOR: All-Western Athletic Conference first-team choice... Led team for the second-straight year with 102 tackles (70 solos), including six TFLs... Recovered four fumbles and caused three others... Broke up five passes and had a pair of INTs for 38 yards. **JUNIOR:** All-Louisiana choice... Led team with a career-high 119 tackles (86 solos)... Intercepted a pass, had three fumble recoveries and a forced fumble. **SOPHOMORE:** Started at strong safety, finishing with 85 tackles (53 solos) and two tackles for loss for six yards. **FRESHMAN:** Lined up at strong safety, finishing fourth on the team with 83 tackles... Collected three tackles for a loss and one sack... Had one INT and three PDs.

PERSONAL: Majored in sociology... Son of Valene Gray... Graduated from Aldine (Texas) H.S. in 1997... Was the quarterback for the Mustangs under coach Bill Smith... Named to the all-greater Houston team as a senior... All-district as a senior.

Gray's College Stats

	Int-Yds	Tkls-Solo	FF	FR	PD	Sack-Yds	G-GS
1998 Louisiana Tech	1-17	83-48	2	3	3	1-16	12-10
1999 Louisiana Tech	1-0	85-53	0	0	4	0-0	11-11
2000 Louisiana Tech	1-7	119-86	1	3	2	0-0	11-11
2001 Louisiana Tech	2-38	102-70	3	4	5	0-0	11-11
TOTAL	5-62	389-257	6	10	14	1-16	45-43

ROOKIE STARTERS

Several first-year Bears have started in their rookie season in Chicago, though not in the opener (see box page 96). WR Curtis Conway, TE Chris Gedney and G Todd Perry all earned starts in 1993. In 1996, WR Bobby Engram (2), DT Paul Grasmanis (3), TE Bobby Neely (5) and C/G Chris Villarrial (8) all earned starts. In '97, TE John Allred (4), RB Darnell Autry (3) and S Van Hiles (1) started for the Bears. In '98, C Olin Kreutz and RB Curtis Enis each started one game. In 1999, eight other rookies besides Davis started over the course of the season including: CB Jerry Azumah (2), WR D'Wayne Bates (1), WR Marty Booker (4), LB Warrick Holdman (5), QB Cade McNown (6), LB Khari Samuel (1), OL Rex Tucker (1), OL Jerry Wisne (1). In addition to Brown in 2000, TE Dustin Lyman and LB Brian Urlacher each earned starts their rookie seasons. And while there were no opening day rookie starters in 2001, WR David Terrell (5) and RB Anthony Thomas (10) each earned multiple starts during the course of the season.

2002 Chicago Bears

2002 Draftees



BRYAN KNIGHT

Linebacker

6-2 240

January 22, 1979

Pittsburgh

63

Acquired in 5th round (165th overall)

COLLEGE CAREER: Three-year starter... Two-time All-Big East Conference defensive end... Recorded 232 tackles (141 solos) in 44 games, 32 as a starter... Ranks seventh in school history with 23.5 sacks... Had 54 tackles for loss for 255 yards.

SENIOR: All-Big East Conference second-team selection... Started 10 games at weakside defensive end, recording 52 tackles with 8.5 sacks and 18 TFLs... Winner of the Blue-Gold Award, which is annually presented to the University of Pittsburgh senior student-athlete who represents the highest levels of academic scholarship, athletic achievement, leadership and citizenship. **JUNIOR:** All-Big East Conference first-team selection... *Football News* all-American second-team choice... Named the team's Most Valuable Player and Most Valuable Defensive Lineman... Chosen by ESPN as the league's Most Improved Player... Lined up at weakside defensive end, recording 74 tackles (48 solos) with 11.5 sacks and 26 TFLs (second-best total in the nation)... His 26 stops behind the line of scrimmage set a Big East Conference record, breaking the previous mark of 21 by Boston College's Chris Hovan in 1999. **SOPHOMORE:** Moved to weakside defensive end, recording 69 tackles with three sacks and nine TFLs... Recovered a fumble and intercepted a pass. **FRESHMAN:** Made the move to weakside outside linebacker from wide receiver, seeing action in every game as a reserve... Recorded 37 tackles (24 solos) with an assisted sack for a 7-yard loss.

PERSONAL: Graduated in May, 2000 with a degree in social work... Presently working on his master's degree in education... Son of Beverly and Jerry Knight... Three-year starter at tight end and defensive end for St. Joseph Collegiate Institute (Buffalo, N.Y.)... Registered 12 sacks and 75 tackles during his senior season... Also played wide receiver as a senior and had 23 receptions for 625 yards and seven touchdowns... First-team all-New York State as a defensive end... One of the five finalists for Buffalo Player of the Year... Three-time first team all-Catholic Schools at tight end... Named first-team all-Western New York at tight end.

Knight's College Stats

	Int-Yds	Tkls-Solo	FF	FR	PD	Sack-Yds	G-GS
1998 Pittsburgh	0-0	37-24	0	0	0	0.5-7	11-0
1999 Pittsburgh	1-(-3)	69-36	0	1	0	3-11	11-11
2000 Pittsburgh	0-0	74-48	1	0	5	11.5-106	11-11
2001 Pittsburgh	0-0	52-33	2	0	1	8.5-63	11-10
TOTAL	1-(-3)	232-141	3	1	6	23.5-187	44-32

BEARS OF ALL AGES

Heading into the 2002 season, Chicago's roster age averaged to 24.9 years. The team's senior member is quarterback Chris Chandler at 36 and Eric McCoo, an undrafted free agent halfback out of Penn State, is the youngest of two players who are 21. The Bears have 54 players who are under 25 and another six who are 30 years of age or older.

2002 Chicago Bears

2002 Draftees



ADRIAN PETERSON

Running Back

5-10 208

July 1, 1979

Georgia Southern

29

Acquired in 6th round (199th overall)

COLLEGE CAREER: Holder of multiple school, Southern Conference and NCAA Division I-AA records... Rushed for a collegiate record 100 yards in 36 consecutive contests and shattered the NCAA career-scoring record with 524 points... His 40 total 100-yard performances (regular season) set another NCAA record (all divisions)... Including playoffs, he rushed for over 100 yards 54 times during his career... Became college football's all-time leading rusher with 6,543 yards and set the Southern Conference career-record with 996 rushing attempts... Became the first player in conference history to rush for over 1,000 yards in four seasons... In 42 regular season games, he rushed for 85 touchdowns and averaged 155.8 yards per game... In 57 career contests, he carried 1,378 times for 9,145 yards (6.6 avg), 111 TDs and an average of 160.44 yards per game.

SENIOR: Consensus all-America and all-Southern Conference first-team selection... Finalist for the Walter Payton Award, given to the top player in the NCAA Division I-AA ranks... Named Southern Conference Offensive Player-of-the-Year... In 14 games, carried 322 times for 1,795 yards (5.6 avg) and 21 TDs... Led the team in scoring with 128 points... Averaged 128.5 all-purpose yards per game.

JUNIOR: Consensus all-America and all-Southern Conference first-team choice... Started 13 games, carrying 281 times (6.0 avg) for 1,694 yards (fourth-best season total in school history) and 17 TDs... Caught three passes for 16 yards (5.3 avg) and a score... Led the team in scoring with 108 points.

SOPHOMORE: Unanimous all-America and all-Southern Conference first-team pick... Recipient of the Walter Payton Award... Atlanta Touchdown Club I-AA Player of the Year... Southern Conference Male Student-Athlete-of-the-Year... In 15 games, he carried 353 times for 2,704 yards (7.7 avg) and 40 TDs, totaling 1,807 yards and 28 scores on 248 attempts (7.3 avg) in 11 regular season contests... Caught nine passes for 163 yards (18.1 avg) and a score, adding a five-yard reception in playoff action.

FRESHMAN: All-America and all-Southern Conference first-team pick... Southern Conference Freshman and Offensive Player-of-the-Year selection, as he set 45 school, conference and NCAA records... Started every game at fullback, setting the school's season record with 1,932 yards on 257 carries (7.5 avg), including 25 TDs... Including playoff games, he rushed 365 times for 2,606 yards (7.1 avg) and 34 scores... Caught five passes for 33 yards (6.8 avg) and a score during the regular season, adding five catches for 35 yards (7.0 avg) in four playoff contests.


PERSONAL: Majored in communications... Brother, Michael, was an all-American linebacker at Florida and presently plays for the Indianapolis Colts... Cousin, Freddie Solomon, was a standout receiver at South Carolina State and for the Philadelphia Eagles... *Blue Chip Illustrated* and ESPN all-America selection, gaining 4,949 yards rushing during his four-year career at Santa Fe (Fla.) H.S.... Two-time all-State, all-Area and Team MVP... Ran for 1,526 yards and 17 scores on 185 carries (8.2 avg) to earn Class 4A Player of the Year honors as a senior... Lettered four times in track and twice in both weightlifting and basketball.

Peterson's College Stats

		Rush	Yds	Avg	Lg	TD	Rec	Yds	Avg	Lg	TD	G-GS
1998	Ga. So.	257	1932	7.5	91	25	5	33	6.8	24	1	11-11
1999	Ga. So.	248	1807	7.3	73	28	9	163	18.1	62	1	11-11
2000	Ga. So.	230	1345	5.8	49	14	3	16	5.3	20	1	9-9
2001	Ga. So.	261	1459	5.6	54	18	4	12	3.0	9	0	11-11
TOTAL		996	6543	6.6	91	85	21	224	10.7	62	3	42-42

2002 Chicago Bears

2002 Draftees



JAMIN ELLIOTT

Wide Receiver

6-0 187

October 5, 1979

Delaware

Acquired in 6th round (203rd overall)

87

COLLEGE CAREER: Played in 47 career games with 32 starts... Finished third all-time at Delaware in the three major pass receiving categories with 158 receptions for 3,068 yards and 19 touchdowns... Ranked eight all-time averaging 19.4 yards per catch... His 3,068 career receiving yards rank ninth all-time in Atlantic 10 Conference history... Had 11 career 100-yard receiving games, just one shy of UD record by former all-American and teammate Eddie Conti... Caught at least one pass in each of the final 22 games of his career... His 3,281 career all-purpose yards rank 12th all-time at Delaware.

SENIOR: Earned second-team all-Atlantic 10 Conference honors and was named Blue Hen Touchdown Club Outstanding Senior End... Led the team with 30 catches for 514 yards (17.1 avg) and three TDs... Also carried the ball three times for 20 yards and a TD... Caught at least one pass in all 10 games. **JUNIOR:** All-Atlantic 10 Conference first-team choice... Caught 58 passes (third-best season total in school history) for a career-high 1,337 yards (second-best season total in Delaware annals), a 23.1-yard average and eight TDs. **SOPHOMORE:** Started every game, hauling in 47 passes for 850 yards (18.1 avg) and four TDs. **FRESHMAN:** Caught 23 passes for 367 yards (16.0 avg) and four TDs as a reserve.

PERSONAL: Majored in business... Son of Dolita Elliott... Competed the Delaware track and field team... Led the Blue Hens to America East titles in 1999 (indoors) and 2000 (outdoors)... Holds the UD indoor triple jump record (48-11)... Earned all-East honors by placing fifth in triple jump at 1999 IC4A indoor meet and seventh at the 2001 IC4A indoor meet... Won America East outdoor triple jump title in 2000 (49-3 3/4) and was league runner-up in event indoors in 1998, 1999 and 2001... First team All-city and second-team all-district selection in 1997 at Churchland (Portsmouth, Va.) H.S.... Caught 44 passes for 501 yards and had seven interceptions as a senior... Won the state triple jump title (51-3/4) as a senior and was third as a sophomore and junior.

Elliott's College Stats


	Rec	Yds	Avg	LG	TD	G-GS
1998 Delaware	23	367	16.0	44	4	11-0
1999 Delaware	47	850	18.1	82	4	11-11
2000 Delaware	58	1337	23.1	83	8	14-10
2001 Delaware	30	514	17.1	54	3	11-11
TOTAL	158	3068	19.4	83	19	47-32

TOPS IN VICTORIES

The Bears are the NFL's winningest franchise with a **644-456-42** mark in 82 seasons. In 1997, with its win over Tampa Bay (11-23-97), the club become the first NFL team with 600 wins. The franchise in "second place" is Green Bay, with 602 wins, 42 fewer than the Bears. Chicago also has a 14-15 postseason record.

2002 Chicago Bears

2002 Draftees



BRYAN FLETCHER

Tight End

6-5 235

March 23, 1979

UCLA

49

Acquired in 6th round (210th overall)

COLLEGE CAREER: All-Pac 10 Conference second-team selection as a senior, finished career with 30 receptions for 423 yards (14.1 avg) and three touchdowns.

SENIOR: All-Pac 10 Conference second-team selection... Recipient of the team's Best Leadership award... Started the first ten games at tight end, appearing in every contest... Caught 11 passes for 189 yards (17.2 avg) and a TD. **JUNIOR:** Played in every game, starting one game... Caught ten passes for 144 yards (14.4 avg) and a pair of TDs... Added three tackles (two solos) on special teams. **SOPHOMORE:** Had nine of his receptions (90 yards, 10.0 avg) in the first six games of the season before suffering a sprained ankle... In the final five contests, did not play a single offensive snap in three of the games and played a total of five snaps in the other two... Started three games and recorded a pair of tackles on special teams. **FRESHMAN:** Appeared in 11 of 12 games on offense... Played on several special teams units and was a regular on the kickoff return and punt return squads.

PERSONAL: Majored in English... Brother, Terrell, was a running back at Wisconsin and plays for the San Diego Chargers... Son of Edna and Hosea Fletcher... Lettered three years at Hazelwood East (St. Louis, Mo.) H.S.... Played tight end and linebacker... PrepStar all-America and all-Region selection... Chosen to Super Prep's all-Midlands squad... Ranked on the National Recruiting Advisor Midwest Top 100... Cornwell all-American... Picked first-team all-Suburban North Conference as a linebacker and tight end as a senior... As a senior, he caught 22 passes for 519 yards and seven TDs... Second on his team in tackles with 67 (40 solos), three sacks, two INTs and two fumbles recovered... Had 15 grabs as a junior for 215 yards and a TD... Named to the all-Suburban North Conference first-team at tight end... Earned two letters as a center in basketball.

Fletcher's College Stats

	Rec	Yds	Avg	LG	TD	G-GS
1998 UCLA	0	0	0.0	-	0	11-0
1999 UCLA	9	90	10.0	28	0	8-3
2000 UCLA	10	144	14.4	30	2	12-1
2001 UCLA	11	189	17.2	39	1	11-10
TOTAL	30	423	14.1	39	3	42-14

STILL SAFE

On November 20, 1988, Bears punter Bryan Wagner watched a snap sail over his head. He hustled to recover the ball in the endzone for a safety, resulting in two points for Tampa Bay. Since that game, the Bears have not been tackled in the endzone – a span of 212 regular season games (as well as eight playoff games). It's the longest such current streak in the NFL. New Orleans is next with 129 games.

2002 Chicago Bears

Players with Pro Experience

47 **Leo Barnes**
Ht: 6-0

Safety
Wt: 210

Southern Mississippi
Born: June 2, 1979

Gained on-field experience during the 2002 NFL Europe season as a reserve defensive back for the Frankfurt Galaxy... Signed with the Bears at the start of the 2002 free agency period (1/9)... Released during his rookie training camp with Tennessee (7/26/01)... Originally signed with the Titans as an undrafted free agent (4/27/01)... Three-year starter at Southern Mississippi (1997-2000), concluded his career as a second-team all-America honoree by *Football News*... Led nation in INTs returned for a TD as a senior with three... Senior season was highlighted by 104 tackles, five INTs and 14 PDs... Defensive MVP of the 2001 East/West Shrine Game... Also posted 104 tackles as a junior while adding two TFLs, three INTs and four PDs... Started 10 of 11 games as a sophomore, totaling 53 tackles, three INTs and seven PDs... Double major in banking and finance... All-State QB at Hattiesburg (Miss.) H.S., the same school attended by Bears teammate Larry Whigham... Second-team all-state selection as a junior.

67o **Stan Bennett**
Ht: 6-4

Guard
Wt: 285

Villanova
Born: July 16, 1979

Allocated to the F.C. Barcelona Dragons for the 2002 NFL Europe season which he spent on Injured Reserve due to a knee injury... Signed with the Bears at the start of the 2002 free agency period (1/9)... Spent the 2001 NFL season as a free agent after being waived by Chicago (8/31/01) at the end of training camp... Had been claimed off waivers by the Bears (8/27/01) after being released by Philadelphia (8/26/01)... Originally signed with the Eagles as an undrafted free agent (6/1/01)... Finished Villanova career (1997-2000) starting 46 consecutive games at tackle over final three seasons... Earned second-team all-Atlantic 10 Conference honors as a junior and senior... Started 13 games as a true freshman... Majored in communications... Received numerous accolades at Santa Margarita Catholic H.S. where he was a teammate of the Atlanta Falcons' Brian Finneran... Named first-team all-South County and all-CIF as a senior... The oldest of three children of Stan and Linda Bennett.

79 **Chris Brown**
Ht: 6-5

Tackle
Wt: 335

Georgia Tech
Born: January 21, 1978

Re-signed with the Bears at the start of the 2002 free agency period (1/9)... Spent the 2001 season as a free agent after being waived by the Bears at the end of training camp... Originally signed by Chicago as an undrafted free agent (4/27/01)... An all-American lineman and four-year starter at Georgia Tech... Started 42 of 47 games in his career, including 34 of 35 over the final three seasons... Helped the Yellow Jackets rank in the top three in the Atlantic Coast Conference in rushing each of his four seasons... Consensus all-America selection as a senior, earning several first-team nods and one second-team bid while starting every game... Also a first-team all-ACC selection that season... Played in the 2001 Senior Bowl... Twice named ACC Offensive Lineman-of-the-Week... One of Tech's permanent captains as a senior as part of an offensive line that led the ACC in fewest sacks allowed with 16... Started every game as a junior for an offense that ranked second in the ACC and 13th nationally in rushing while leading the nation in total offense and finishing second in scoring... Started 10 of 11 games as a sophomore in 1998, helping Tech lead the ACC in scoring and rank second in rushing... Started eight games as a redshirt freshman... Named ACC Rookie-of-the-Week for his first collegiate game as he paved the way for 177 rushing yards at Notre Dame... Majored in management... Played defense and offense at Butler (Ga.) H.S... Rated one of the Top 50 prospects in Georgia according to the *Atlanta Journal-Constitution*.

14 **Kenny Christian**
Ht: 6-1

Wide Receiver
Wt: 198

Eastern Michigan
Born: July 11, 1978

Gained on-field experience during the 2002 NFL Europe season as one of the leading receivers for the F.C. Barcelona Dragons... Signed with the Bears at the start of the 2002 free agency period (1/9)... Sat out the 2001 season as a free agent... Ended his four-year career at Eastern Michigan (1996-2000) ranked third on the school's career receptions list with 124 and ninth in career receive-

2002 Chicago Bears

Players with Pro Experience

ing yards with 1,169... Set the EMU single-season record for receptions with 78 (for 808 yards and three TDs) en route to being named team Offensive MVP his senior year... Ranked as the nation's third-leading receiver that season while earning second-team all-Mid American Conference honors... Earned MAC all-Academic accolades as a junior and senior... Started the first four games of 1998 at wideout as a sophomore (20-163 receiving) while also seeing reserve time at defensive back before suffering a season-ending ankle injury... Sat out the entire 1997 season due to a back injury... Played in ten games as a freshman at wide receiver (3-22 receiving) and defensive back (two tackles)... Graduated with a degree in law administration... Lettered three years in football and basketball at Desoto H.S. in Arcadia, Fla... Named third-team all-state while earning team MVP and all-district honors as a senior... Played QB and defensive back during his prep career, passing for 430 yards, rushing for 290 and scoring six TDs as a senior while recording 74 tackles and three INTs.

680 Adam Davis
Ht: 6-4

Guard
Wt: 309

Oklahoma State
Born: January 11, 1977

Gained on-field experience during the 2002 NFL Europe season playing guard for the Amsterdam Admirals... Signed with the Bears at the start of the 2002 free agency period (1/9)... Spent training camp with New England in 2000 and 2001... Placed on the Patriots' practice squad after the 2000 camp and waived after the 2001 camp... Originally signed with the Pats as an undrafted free agent (4/19/00)... Four-year letterman at Oklahoma State (1996-99), starting 37 games during his college career... Helped the Cowboys offense average 311 yards per game his senior year... Voted second-team all-Big XII Conference as a sophomore... Graduated with a degree in business and a minor in marketing... Both parents and grandparents attended OSU... Selected Class 1A Offensive Lineman-of-the-Year at Hobart (Okla.) H.S. while also seeing time at tight end... Added all-district, all-area and all-state accolades while catching 13 passes for 215 yards and three TDs.

8 Jon Hilbert
Ht: 6-2

Kicker
Wt: 228

Louisville
Born: July 15, 1975

Signed with the Bears at the start of the 2002 free agency period (3/15)... Ranked second in scoring on Dallas in 2001 with 45 points, converting 11-of-15 FG attempts (including nine of his last 11) and 12-of-12 PATs in eight games... Signed with the Cowboys on Nov. 14 to fill their mid-season kicking vacancy created by an injury to Tim Seder... Had been a free agent after being released by New Orleans at the end of 2001 training camp... Spent 2000 training camp with Buffalo but was released (8/22)... Signed with the Bills (7/20/00) four days after being released by Dallas (7/16/00)... Originally signed by the Cowboys as an undrafted free agent (4/15/00)... Recorded a career-high 73 points as a senior at Louisville on 11-of-18 FGs and 40-of-43 PATs... Established a school record as a junior by connecting on 50-of-53 PATs and 5-of-8 FGs... Converted 6-of-7 FG attempts and 23-of-24 PATs as a sophomore after being perfect on one PAT try as a redshirt freshman... Spent the 1995 season rehabilitating a knee injury after not seeing any game action in 1994... Graduated with a degree in sports administration... Earned all-area, all-conference and all-state honors as a senior at Boonville (Ind.) H.S. after averaging 43.9 yards per punt.

46 Eric Johnson
Ht: 6-0

Defensive Back
Wt: 207

Western Carolina
Born: August 14, 1977

Spent the last three months of the 2001 season on Chicago's practice squad (10/31/01)... Returned to football after spending three seasons playing baseball in the minor-league system of the Cleveland Indians... Three-year standout in the secondary at Western Carolina (1996-98), finished his career as the school's third all-time leading tackler... Left school after being drafted in the third round by the Indians... Earned numerous all-America awards as well as Southern Conference Defensive Player-of-the-Year honors as a junior while amassing 118 tackles, one sack, four FFs and one INT... Named to several all-America teams as he set a career-high in tackles as a sophomore with 128 while adding four INTs and eight PDs... Totaled 80 tackles and 10 PDs as a redshirt freshman... Majored in parks and recreation... Lettered in football, baseball and basketball at West Brunswick H.S. in Shallotte, N.C... Named all-state in all three sports as a senior and played in the All-State Shrine Bowl in football.

2002 Chicago Bears

Players with Pro Experience

97 Tim Johnson
Ht: 6-0

Linebacker
Wt: 241

Youngstown State
Born: February 7, 1978

Gained on-field experience during the 2002 NFL Europe season starting at linebacker for the Rhein Fire... Re-signed with the Bears at the start of the 2002 free agency period (1/21) after logging time on the Bears practice squad during 2001 (9/27-10/30)... Released by Baltimore at the end of training camp (9/1/01)... Originally signed with the Ravens as an undrafted free agent (4/27/01)... Spent the final two seasons of his college career at Youngstown State (1999-2000) after starting at East Mississippi J.C. (1997-98)... Started all 12 contests as a senior, including one playoff game, while finishing third in voting for the Buck Buchanan Award, given annually to the top Division I-AA defensive player... Led YSU with 180 tackles while adding four sacks, five INTs, two FRs and one FF... Started all but one game as a junior, recording a career-high 221 tackles to go with two sacks, five INTs, four FFs and seven PDs... His 25 tackles at Indiana State rank as the second-highest single-game total in school history... Two-time honorable mention All-American at EMJC... Majored in graphic design... Four-time letterman at Fairfield (Ala.) H.S... Also lettered as a catcher on the baseball team.

45 Charles Kirby
Ht: 6-1

Fullback
Wt: 240

Virginia
Born: November 27, 1974

Signed with the Bears following a tryout at the post-draft mini-camp (4/29/02)... Spent the 2001 season on Tampa Bay's Injured Reserve list after suffering a torn left Achilles tendon... Made his NFL debut vs DAL (12/3/00) and helped pave the way for Warrick Dunn's career-high 210-yard rushing day... Played six games for the Buccaneers in 2000 with two starts after being elevated from the practice squad (10/4)... Joined Kansas City's practice squad for the final eight weeks of 1999 after being released by the Chiefs at the end of training camp... Spent the 1998 season on Injured Reserve with Indianapolis after suffering an Achilles injury in preseason... Originally signed with the Colts as an undrafted free agent in 1998... Four-year letterman at Virginia (1994-97), saw action in 42 games with 11 starts at fullback... Carried the ball 34 times for 116 yards as a senior and caught 12 passes for 126 yards with one TD... Started 10 games as a junior, compiling 42 rushing yards and 84 receiving yards with one score... Graduated with a degree in English language and literature... Named Outstanding Offensive Back at South View (N.C.) H.S. his senior season... A member of the North Carolina team in the North Carolina/South Carolina Shrine Game as a senior.

44 Mike Leach
Ht: 6-2

Fullback/Tight End
Wt: 245

William & Mary
Born: October 18, 1976

Signed with the Bears at the start of the 2002 free agency period (1/10)... Spent the first four games of the 2001 season with Tennessee before being waived... Played in 15 games in 2000 for the Titans, primarily on special teams but also saw limited action at tight end... Recorded solid preseason effort with Tennessee, featuring five receptions and one TD... Signed to the Titans practice squad (8/29/00) out of camp, but was soon elevated to the active roster (9/8/00)... Played on special teams in the Divisional Playoff loss vs BALT (1/7/01)... Originally signed with Tennessee as an undrafted free agent (4/20/00)... Two-year starter at tight end and punter at Williams & Mary (1998-99) after transferring from Boston University (1996-97) when their football program was dropped... Named first-team Walter Camp All-American at tight end as a senior... Led the Atlantic 10 Conference in punting as a junior and senior, earning first-team All-A10 honors each year... Registered 106 receptions for 1,181 yards and 12 TDs during college career... Led league in receptions (33) among tight ends as a senior, gaining 305 yards and scoring four TDs while also leading league in punting with a 41.3-yard avg... As a junior, earned second-team All-America honors from the Associated Press and second-team All-A10 as he set the school record for catches (58) by a tight end and season punting avg. (44.4 avg.) while gaining 653 receiving yards and six TDs... Played in 16 games in two years at BU... Redshirted in 1995... Majored in history... First team all-state selection at Jefferson Township (N.J.) H.S... School's all-time leading scorer (1,532 points) in basketball.

2002 Chicago Bears

Players with Pro Experience

90 Devin Lemons
Ht: 6-2

Linebacker
Wt: 232

Texas Tech
Born: March 20, 1979

Spent the 2001 season on the Bears practice squad after going through his rookie training camp with the team... College defensive end shifted to linebacker with Chicago... Originally signed with the Bears as an undrafted free agent (4/27/01)... Played in every game during his career at Texas Tech (1997-2000)... Recorded a single-season career high with 86 tackles as a senior... Delivered 59 tackles as a junior, while tying for third on the team with four sacks... Totaled 38 tackles as a sophomore... Recorded 46 tackles as a freshman, including 31 solos, four TFLs and two sacks... Majored in exercise and sport sciences... First team Class 4A all-state selection for Tampa (Tex.) H.S. as a senior and three-time defensive all-district honoree... Also named offensive all-district twice... Listed as one of the top 60 players in the Southwest by *SuperPrep*... All-state basketball player and two-time regional hurdles qualifier in track... Member of the Fellowship of Christian Athletes and vice president of the student council... The youngest of two children of Billie and Cynthia Lemons... He and wife Nicole have one son, Gabriel.

17 Ken Mastrole
Ht: 6-3

Quarterback
Wt: 249

Rhode Island
Born: February 25, 1977

Spent the 2002 NFL Europe season as the practice squad QB for the Amsterdam Admirals... Signed with the Bears at the start of the 2002 free agency period (1/9)... Spent 2001 training camp with Florida of the Arena Football League... Transferred to Rhode Island (1999) for his senior season after spending his first three years of eligibility at Maryland (1996-98)... Appeared in 37 games during his career completing 304-of-613 pass attempts with 15 TDs and 24 INTs... Selected as team captain and earned Offensive Back-of-the-Year honors as a senior with the Rams, completing 202-of-374 pass attempts for 2,113 yards, seven TDs and 10 INTs... Two-year starter at Maryland, appearing in 11 games in his final season with the Terps and completing 59-of-131 passes for 632 yards... Completed 7-of-19 passes for 83 yards in seven games as a backup his sophomore season... Became first QB in UM history to start as a redshirt freshman, opening up in three of eight games played in 1996 and completing 36-of-89 passes for 354 yards... Earned a degree in economics from URI... Earned all-league, all-county and all-state honors as a senior at Cardinal Gibbons H.S. in Fort Lauderdale, Fla... Threw for 2,036 yards and 16 TDs during his final two seasons... Led his high school to the state semifinals as a senior... Son of Richard and Gail Mastrole.

76 Roshaun Matthews
Ht: 6-3

Defensive End
Wt: 265

Southern
Born: April 22, 1977

Signed with the Bears at the start of the 2002 free agency period (1/21) after finishing the 2001 season on Chicago's practice squad... Joined the Bears practice squad (12/19/01) after spending 2001 training camp with Baltimore... Spectacular NFL Europe campaign in 2001 was capped off with Defensive Most Valuable Player honor as he tied for the league with 9.5 sacks for the Amsterdam Admirals... Originally signed by New England as an undrafted free agent in 2000, but was released before the start of the season... Started his college career at Louisiana State (1995-97) before transferring to Southern (1999) as a fifth-year senior... Led his Southern team to the 1999 SWAC Championship and a berth in the Heritage Bowl... Played defensive end on an LSU team that went to the 1997 Independence Bowl a year after playing in the 1996 Peach Bowl... Earned a degree in kinesiology from LSU and is working on his masters degree in sports administration... Prepped at Christian Life Academy in Baton Rouge, La., playing football, basketball and running track.

19 Ramondo North
Ht: 5-11

Wide Receiver
Wt: 176

North Carolina A&T
Born: March 30, 1977

Gained on-field experience during the 2002 NFL Europe season as a receiver for the Berlin Thunder... Re-signed with the Bears at the start of the 2002 free agency period (1/25) after spending two brief stints on Chicago's practice squad during the 2001 season... Finished the '01 campaign on Jacksonville's practice squad, signing Dec. 24... Member of the Bears practice squad from Nov. 14-29 and Dec. 13-19... Originally signed by Cincinnati as an undrafted free agent (4/24/01) but was released at the end of training camp (8/27/01)... Completed his college career with three years at N.C. A&T after playing as a redshirt freshman at East Carolina... Produced a combined 2,040 yards of total offense in college with 1,455 yards on kickoff returns, 313 yards receiving and

2002 Chicago Bears

Players with Pro Experience

272 yards rushing... A big-play weapon however he touched the ball, averaged 27.0 yards per kick-off return, 15.7 yards per reception and 10.1 yards per rush attempt for his career... Wrapped up his senior year ranked fifth in Division I-AA with a 28.4-yard kickoff return average, including a 85-yard return for a TD vs Howard... Also excelled as a sprinter on the A&T track team... Played in six games as a redshirt freshman at ECU... Majored in education... Starred on the football field and for the track team at West Charlotte H.S. in Charlotte, N.C.

390 Robert Sanford
Ht: 5-10

Running Back
Wt: 225

Western Michigan
Born: April 17, 1979

Signed with the Bears at the start of the 2002 free agency period (1/9)... Spent 2001 out of football as an undrafted free agent... Finished his three-year career at Western Michigan (1998-2000) as the school's all-time leading rusher with 4,219 career rushing yards, the third highest total in Mid-American Conference history... Also set a school record with 43 career TDs and ranked second with 838 career carries... His three 1,000-yard rushing seasons all rank among the top-10 single-season rushing totals in Bronco annals... His 2000 senior class was the winningest single class in school history, posting a 31-15 record over four years... Earned MAC Offensive Player-of-the-Year, first-team all-MAC and team Offensive MVP honors for 2000 after his career-best 1,571-yard rushing campaign, the second-highest single-season total in WMU history... Recipient of the Vern Smith Leadership Award, as the 2000 MAC MVP after his third career 1,000-yard rushing season... Playing in 12 games as a senior, led the Broncos in scoring with 18 TDs on his team-leading 293 carries for 1,571 yards while adding six receptions for 52 yards... His 130.9-yard rushing average as a senior ranked eighth in the country... Named all-American as a freshman in 1998... Majored in family studies... Helped lead Carol City H.S. in Miami, Fla. to a state championship... Has two daughters, Eriana and Erica... The second-oldest of five children of Voncea Sanford.

18 Willie Spencer
Ht: 6-3

Wide Receiver
Wt: 226

Tiffin
Born: April 4, 1977

Signed to Chicago's practice squad for the second time during the 2001 season on Dec. 28... First spent time on the squad from Nov. 28 to Dec. 12... Released by Washington as the end of 2001 training camp (8/24)... Originally signed with the Redskins as a free agent (2/7/01)... Transferred to Tiffin (1999-2000) following two years at Akron (1997-98), earning first-team Division II all-America honors as a senior... Named first-team all-conference with 66 catches for over 1,200 yards and 16 TDs while rushing 11 times for over 200 yards and two TDs as a senior... Majored in liberal arts... Played QB and safety at Washington H.S. in Massillon, Ohio... Honored as a preseason all-American at safety as a senior... Selected to the Dial North-South All-Star Football Game at QB and the Big-33 Football Classic... Named North-East Inland Offensive Player-of-the-Year, all-American at QB and runner-up as Ohio Mr. Football... As a junior recorded eight INTs (four TDs) at safety and two FRs (one TD)... Father Willie T. Spencer spent three years in the NFL with Minnesota (1976) and the N.Y. Giants (1977-79).

62d Mawuko Tugbenyoh
Ht: 5-11

Linebacker
Wt: 245

California
Born: April 9, 1978

Gained on-field experience during the 2002 NFL Europe season as a starting linebacker for the Scottish Claymores... Re-signed with Chicago at the start of the 2002 free agency period (1/9)... Sat out the 2001 season as a free agent... Released by Dallas at the end of 2001 training camp... Finished the 2000 season on Tampa Bay's practice squad after being on Chicago's practice squad from Nov. 16-Dec. 8... Released at the end of his rookie training camp by the Buccaneers in 2000... Originally signed with the Bucs as an undrafted free agent (4/21/00)... Four-year letterman and three-year starter at Cal, finishing his collegiate career with 103 tackles and 25.5 sacks, second on the Golden Bears' all-time list... Also recorded 37 TFLs to rank seventh in school history... Returned three fumbles for TDs... Earned first-team all-Pac-10 honors as a senior, leading the league with a school-record tying 13 sacks... As a junior, posted a career-best 30 tackles and six sacks... Played linebacker at De La Salle H.S. in Concord, Calif. and led the team to undefeated seasons as a junior and senior... Posted 16 sacks as a senior... The cousin of Pro Football Hall of Fame running back Earl Campbell.

2002 Chicago Bears

Players with Pro Experience

78 Josh Warner
Ht: 6-5

Tackle/Guard
Wt: 305

SUNY-Brockport
Born: May 15, 1979

Gained on-field experience during the 2002 NFL Europe season as the starting left guard for the Berlin Thunder... Signed with the Bears at the beginning of the 2002 free agency period (1/9)... Released at the end of his rookie training camp with the N.Y. Giants in 2001... Originally signed with the Giants as an undrafted free agent (4/27/01)... Earned American Football Coaches Association all-America honors as a senior, becoming the first player in SUNY-Brockport history to receive such as honor... Assumed a starting position on the offensive line at the end of his freshman season, holding a starting spot throughout his career... Did not allow a sack over his final three collegiate seasons while anchoring the offensive line of an offense that averaged 177 rushing yards per game... Attended Cato-Meridian H.S. in Cato, N.Y.



UNDRAFTED FREE AGENTS

620 Luke Butkus
Ht: 6-4

Center
Wt: 505

Illinois
Born: June 26, 1979

Three-year starter at center for the Illini... Did not allow a sack as a senior while earning second-team all-Big Ten and third-team all-America honors from the *Associated Press*... Made his 35th consecutive start in the 2002 Sugar Bowl... Offensive line ranked second in the conference with only 16 sacks allowed (1.3 per game) and held four defenses without a sack... Passing and scoring offense ranked second in the conference... Team averaged 32.5 points per game, the most in school history... Honorable mention all-Big Ten as a junior, starting all 11 games... Helped lead offense to over 2,000 passing yards and over 1,700 rushing yards for the second straight year... George Huff Award winner for consecutive semesters with a 3.00 or higher GPA... Started all 12 games at center as a sophomore... Saw action in eight games as a redshirt freshman... Majored in speech communications... Honored as an all-state selection as a senior at Bloom Township H.S. in Stegar, Ill... Played center, tackle, defensive line and linebacker... Four-year letterman in football and baseball, added one in wrestling while earning high honor roll accolades... Lucas Jason Butkus is the youngest of eight children (four brothers and three sisters) of Ron and Judy Butkus... Father Ron attended Illinois and later played with the Chicago Cardinals... Nephew of former Illini and Chicago Bears great Dick Butkus... Cousin Mark Butkus earned all-Big Ten honors for UI in football in 1983... Brother Josh also graduated from Illinois.

29d Travis Coleman
Ht: 5-11

Defensive Back
Wt: 180

Hampton
Born: January 4, 1980

Four-year letterman at Hampton as a defensive back and return specialist... Played in 11 games as a senior, ranking eighth on the team with 35 tackles, one TFL and 16 PDs... Also recorded four INTs with a long return of 44 yards while returning a fumble eight yards for a TD... Posted an 8.8-yard punt return average on five returns... Notched 46 tackles as a junior with four INTs and eight PDs while leading the Pirates in kickoffs returns with a 21.7-yard average on 11 returns... Registered 42 tackles, two INTs and eight PDs in 11 games played as a sophomore while adding 19 punt returns for 181 yards... Appeared in all 11 games as a true freshman and tallied 25 tackles, three INTs and seven PDs... Earned team MVP, Athlete-of-the-Year, Defensive Back-of-the-Year and all-conference honors at Goldsboro (N.C.) H.S. as a senior... Named all-area and all-conference as a junior... Active in Big Brother program while also working to help at-risk youths... Travis Lee Coleman is the middle of five children of Oliver and Verlene Coleman.

630 Mike Collins
Ht: 6-6

Guard
Wt: 308

Wake Forest
Born: August 27, 1978

Versatile offensive lineman started at two positions for Wake Forest over his four-year college career... Earned first-team all-Atlantic Coast Conference as a senior guard on an offense that averaged 221.6 rushing yards and 390.2 yards of total offense per game... Became the first Demon Deacon named first-team all-ACC since Bears tight end Dustin Lyman did so as a linebacker in 1999... Moved to guard as a senior after starting at left tackle the previous two-plus seasons... Moved into a starting role at left tackle midway through his redshirt freshman season... Dressed for all 11 games as a true freshman but received an extra year of eligibility after not appearing in a game that season... Majored in sociology... Capped off a solid prep career by helping lead his Hickory (N.C.) H.S. team to a perfect 16-0 record and a 3A state championship in 1996... Also captured a state championship as a wrestler with an undefeated season as a senior... Three-time football letterman was named an all-state selection and was chosen to play in the 1997 East-West Game and the Shrine Bowl... Received the Mike Mallon Award in high school for citizenship as well as academic and athletic accomplishment.

2002 Chicago Bears

Undrafted Free Agents

68d Curry Dawson
Ht: 6-6

Defensive Tackle
Wt: 294

Angelo State
Born: August 4, 1979

Developed into the top defensive lineman at Angelo State while participating in track and field throughout most of his career as a top-rated thrower in shot put and discus... Recorded 25 tackles as a senior after missing the first four games of the season... Named 2000 Lone Star Conference Defensive Lineman-of-the-Year and first-team all-LSC after posting 50 tackles in his 10 starts as a junior... Ranked second on the Rams with 13 TFLs... Also earned Academic all-LSC and named all-American by *Football Gazette* and *DIIFootball.com*... Retired from track and field as a three-time National Champion and five-time all-American after a spectacular junior season in which he became the third person in Div. II history to win both the shot put and discus championships in the same season... Honorable mention all-LSC selection as a starting defensive tackle with 21 tackles as a sophomore... Posted 10 tackles in limited duty as a redshirt freshman... Majored in animal science... Honored as an all-district and all-West Texas selection as a senior at Water Valley (Tex.) H.S... Posted 40 tackles in his first three games as a senior... Curry Heath Dawson is the second oldest of four children of Dan and Ellen Dawson... Sister, Cullen, was the 2001 Texas State Discus Champion.

13 Jerris Evans
Ht: 5-11

Wide Receiver
Wt: 188

Missouri Western State
Born: October 9, 1978

Two-year starter and four-year letterwinner at Missouri Western State finished his career as the school's all-time leader with 194 receptions and 2,850 receiving yards... Caught 26 career TDs while returning 44 career punts for 469 yards and one TD... Named Mid-America Intercollegiate Athletic Association Offensive MVP his senior year after breaking his own school record with 73 catches, good for a career-high 1,041 yards and a team-high nine receiving TDs in 11 starts... Also earned first-team all-MIAA and all-Midwest Region selection in 2001 as the Griffons' all-purpose yardage leader with a career-high 1,415 all-purpose yards, including a school-record 322 punt return yards on 22 returns (14.6 avg., including an 81-yard TD) plus 20 rushing yards on two carries (one TD)... Added one kickoff return for 32 yards... Posted a career-high 197 receiving yards in his final college game vs. Truman State... Selected to play in the 2001 Div. II All-Star Game, the Whataburger Cactus Bowl... Originally broke the old school record as a second-team all-MIAA and all-region honoree with 65 catches as a junior in 2000 to lead the MIAA with 5.91 catches per game... Named honorable mention all-MIAA in 1999, catching 50 passes for 707 yards and seven TDs while starting 11 games... Prepped at Nova H.S. in Davie, Fla.

6 Steve Fitts
Ht: 6-0

Punter
Wt: 195

Illinois
Born: February 7, 1980

Finished four-year career as Illinois' career leader in punts (256), punting yardage (10,671) and punting average (41.7) while ranking fifth on the Big Ten career punting yardage list... Earned all-Big Ten honors his final three campaigns, highlighted by a second-team designation as a senior... Recorded second-highest average of his career with a 42.1-yard avg. on 62 punts as a senior while dropping 19 inside-the-20 and handling kickoffs... Posted a 40.9-yard avg. on 52 punts as a junior, landing 11 inside-the-20... Started the season as UI's placekicker and punter... Converted 5-of-10 FGs, with a career-long 47-yarder at Minnesota, and 25-of-25 PAT attempts good for second on the team with 40 points... As a sophomore, ranked 31st nationally and fourth in the Big Ten in punting yardage with a career-high 42.3-yard avg., the second highest single-season average in Illinois history... Blasted punts of 75, 74 and 70 yards... Placed 15 punts inside-the-20... Completed an 18-yard TD pass to kicker Neil Rackers vs. Iowa and an 18-yarder to Jameel Cook at Ohio State... As a freshman, punted 77 times for a 41.3-yard avg. with 13 punts inside-the-20... Graduated with a degree in business administration and entrepreneurship... Punted, kicked and played QB at Airport H.S. in Gaston, S.C. setting 12 school records... Punted 147 times for 5,898 yards (40.1 average) in his prep career, including a school record 53 punts for 2,090 yards in 1996 and a 44.1 average in 1997... Hit 20-of-29 FGs and 51-of-56 PATs, including a 47-yarder... A two-time all-state punter... Named to 1997 South Carolina North-South All-Star team... Earned five varsity letters, three in football and two in soccer... Two-time team MVP in soccer... Steven Raymond Fitts, Jr. is the youngest of two children of Steve and Rosemary Fitts... Father kicked on Clemson's freshman football team in 1971.

2002 Chicago Bears

Undrafted Free Agents

70o Jeff Grzeskowiak
Ht: 6-5

Tackle
Wt: 318

Akron
Born: November 9, 1978

Four-year starter at Akron recognized as one of the top pass blockers in the Mid-American Conference while starting the final 38 games of his career at right tackle... Dedicated weightlifter started all 11 contests in 2001 while receiving the Zips' Lifter-of-the-Year Award... Backed-up at right tackle by his younger brother Mike his senior year... Akron's Most Valuable Lineman Award recipient after helping the Zips set a school-record with 417.2 yards per game with 11 starts as a junior... Started 11 games as a sophomore for an offense that ranked third in the MAC with an average of 187.9 rushing yards per game... Started the final five games of his redshirt freshman season... Majored in accounting... Earned first-team all-league honors as a senior at Parma Holy Name H.S. in North Olmstead, Ohio... Honored as an all-Cuyahoga County pick by the Cleveland Plain Dealer... Also an honorable mention all-district choice... Son of Randy and Rosemary Grzeskowiak.

38 Maurice Hicks
Ht: 5-10

Running Back
Wt: 200

North Carolina A&T
Born: July 22, 1978

The all-time leading rusher at North Carolina A&T with 2,812 yards in only two seasons at the school... Named third-team I-AA all-American and Black College Offensive Player-of-the-Year after leading the Mid-Eastern Athletic Conference in rushing as a senior with 1,325 yards and 15 rushing TDs on 181 attempts with a long play of 79 yards... Two-time first-team all-MEAC winner led the Aggies with 92 points in 2001... Also led the MEAC with 165.6 rushing yards per game and 7.3 yards per carry... Set an NCAA Division I and II single-game record with 437 rushing yards on 34 carries vs. Morgan State (10/6/01)... Added six receptions for 41 yards in eight games played as a senior... Rushed for 1,487 yards as a junior in his first season at N.C. A&T... Prepped at Greenville (S.C.) H.S... The oldest of three children of Gloria Hicks.

78d Rodney Jones
Ht: 6-2

Defensive Tackle
Wt: 295

Alabama-Birmingham
Born: September 18, 1977

Finished his four-year career at UAB with 102 tackles, including 21 TFLs... Ranked ninth on the Blazers as a senior with 38 tackles from the nose guard position, including nine TFLs and three sacks, plus one FR... Recorded 30 tackles, seven TFLs, two FFs and one FR playing in 10 games as a junior... Saw action in all 11 games as a sophomore, posting 12 tackles and three TFLs... Played in eight games as a true freshman and notched 22 tackles, two TFLs, one FF and one FR... Majored in history... Three-year starter at Vestavia Hills H.S. in suburban Birmingham, twice being named all-Metro... Earned all-state accolades as a senior after tallying 134 tackles, including 11 sacks... As a junior, had 75 tackles with 17 sacks... Wrapped up 66 tackles, including 11 sacks as a sophomore... Also lettered in track... Is an ordained minister and preached at Birmingham's Peace and Goodwill Baptist Church with his grandfather, Dr. T.L. Albright, Sr., in college... Rodney Van Myron Jones, Jr. is the oldest of three children of Rodney, Sr. and Johnnie Jones... He and wife Yalonda have one son, Deven.

67d Kiah Johnson
Ht: 6-3

Linebacker
Wt: 235

Texas A&M-Kingsville
Born: September 20, 1978

Four-time letterman at Texas A&M-Kingsville, earning several Division II all-America honors as a senior... Two-time Lone Star Conference Linebacker-of-the-Year and three-time first-team all-LSC award-winner recorded 68 tackles, eight TFLs, one sack and four PDs as a senior... Prepped at Elsie H.S. in Alief, Texas, the alma mater of fellow Bears linebacker Warriek Holdman... Brother, Rashard Lewis, is a member of the Seattle SuperSonics.

11 Brad Lewis
Ht: 6-3

Quarterback
Wt: 220

West Virginia
Born: February 7, 1979

Two-year starter who finished his career as the ninth leading passer in West Virginia history with 3,922 career passing yards on 329-of-605 passing... Started 25 of 35 games played during college while totaling 28 TDs and 22 INTs... Member of bowl qualifying teams each of his first three collegiate seasons... Completed a career-high 135 passes as a senior while throwing for 1,339 yards (135-of-237) seven TDs and nine INTs while starting all 11 games... Capped off career-best junior campaign by earning MVP honors at the 2000 Music City Bowl, completing 15-of-21 passes and leading the Mountaineers to TDs on their first six possessions in the victory over Ole Miss... Posted career-high 1,819 passing yards as a junior, hitting on 123-of-244 passes for 13 TDs and eight INTs... Started three of eight games played as a sophomore, connecting on 67-of-112 passes for 726 yards, eight TDs and three INTs... Spent his true freshman season as WVU's backup, appearing in five games while completing 4-of-12 passes for 38 yards and two INTs... Majored in sociology... Earned Athletic Director's Academic Honor Roll... Three-time all-conference QB at Shadyside (Ohio) H.S.

2002 Chicago Bears

Undrafted Free Agents

39d Tony Lukins
Ht: 5-11

Cornerback
Wt: 190

New Mexico State
Born: February 18, 1979

Earned second-team all-Sun Belt Conference at New Mexico State after returning two kickoffs and two INTs for TDs during his senior season... Ranked fourth on the Aggies in scoring with 24 points in 2001... Excelled as the team's nickel back his senior year after starting all 11 games at left cornerback as a junior... Played in all 12 games as a senior, ranking seventh on the team with 46 tackles plus two INTs, five TFLs, two sacks and three FFs... Returned both of his INTs for TDs, including an 88-yarder... Tied an NCAA record with two kickoff returns for TD in one game (100 and 89 yards) vs. Tulsa; averaged 23.7 yards on a team-high 31 returns over the season... As a junior, tied for seventh in the Big West with 10 PDs and third on the Aggies with 50 tackles while posting a 31.1-yard avg. on seven kickoffs, including a season-high 85-yarder... Recorded 12 tackles in 10 games played as a sophomore after seeing reserve time in 11 games as a redshirt freshman... Majored in education... Two-year football letterman at Andress H.S. in El Paso, Texas... Second-team District 1-5A as a senior running back, finishing fourth in the district with 673 rushing yards and 10 TDs and seventh with 60 points... Selected to play in the El Paso East-West All-Star Game... Lettered in track as a sprinter, competing in the 100, 200 and 400 meters plus the sprint relay... Daniel Anthony Lukins is the son of Matthew and Sue Lukins.

48o Eric McCoo
Ht: 5-10

Running Back
Wt: 210

Penn State
Born: September 6, 1980

Finished his four-year Penn State career ranked ninth on the school's all-time rushing list with 2,518 career yards... The Nittany Lions' second-leading rusher as a senior with 265 yards on 82 carries with a team-high six TDs... Led PSU in scoring with 54 points as he ranked fourth on the team with 16 catches for 154 yards and three TDs while adding three kickoff returns for 54 yards... As a junior, led the Lions in rushing for the third consecutive season with 692 yards and a team-high five TDs on 140 attempts while finishing as the third-leading receiver with 26 catches for 288 yards and a team-high four TDs... Earned honorable-mention all-Big Ten honors as a sophomore, rushing for 739 yards and four TDs on 148 carries while catching 22 passes for 249 yards... Top collegiate season came as a true freshman as he led PSU with a career-high 822 yards on 127 carries, three TDs to earn second-team freshman all-America honors from The Sporting News... Gained 41 yards on his first collegiate carry and capped his rookie season with 206 yards in the regular season finale vs. Michigan State, the highest rushing total for a true freshman in school history... Majored in recreation and park management... Rushed for 4,963 yards and 52 TDs in his prep career at Red Bank (N.J.) Regional H.S... Earned all-America and all-state accolades as a senior while rushing for 1,785 yards and 26 TDs on 204 carries, without a fumble... Eric F. McCoo, Jr. is the only child of Eric, Sr. and Karen McCoo.

16 Edell Shepherd
Ht: 6-1

Wide Receiver
Wt: 175

San Jose State
Born: May 18, 1980

Ranks as one of the top receivers in San Jose State history after a record-breaking senior season... Named second-team all-Western Athletic Conference after setting school records with 83 catches, 1,500 receiving yards and 14 receiving TDs while starting 12 games as a senior... Twice topped the previous school standard for receiving yards in a game (255) with 269 vs. Nevada (9/22/01) and 264 vs. Fresno State (11/23/01)... Tied a single-game school record with three TD catches vs. Nevada... Ranked eighth in the WAC with a team-high 84 points in 2001 while his 125.0 receiving yards per game placed him second; ranked second in receiving yards and third in receptions... In only two seasons as a Spartan, finished just 16 yards shy of the school mark for career receiving yards with 2,207 on 125 receptions... Owns school record for career receiving TDs with 18... Hauled in 42 catches for 707 yards and four TDs as a junior... Transferred to SJSU after playing his first two collegiate seasons at West Los Angeles College... Lettered in football, track and field and tennis at Dorsey H.S. in Los Angeles... Posted 39 receptions for 635 yards and five TDs as a senior... Outstanding prep triple jumper notched a personal-best of 49-2 3/4... Edell Eugene Shepherd is the middle of three children of Edell and Eleanor Shepherd.

2002 Chicago Bears

Undrafted Free Agents

48d Adrian Singleton
Ht: 6-2

Safety
Wt: 208

Alabama-Birmingham
Born: December 9, 1978

Finished his career at UAB with 253 career tackles, five INTs and 15 PDs... Ranked fifth on the Blazers as a fifth-year senior with 68 tackles in 2001 while adding three TFLs and two PDs... Led UAB with 85 tackles while starting all 11 games as a junior and intercepting three passes, two at LSU, plus two TFLs and one sack... Started all 11 games as a sophomore, ranking second on the Blazers with 77 tackles while adding two INTs and four PDs... His 96-yard INT return for a TD vs. Cincinnati ranks as the longest scoring play of any kind in UAB history... Played 11 games with one start as a redshirt freshman, posting 23 tackles, one TFL, two FFs and two FRs... Majored in sociology... Three-year starter at Vigor H.S. in Mobile, Ala... Team was 30-7 during his career... Selected to start in the Alabama-Mississippi All-Star Game... Tallied 61 tackles as a senior after recording 58 tackles and three INTs as a junior... Posted 49 tackles and a 98-yard INT return for a TD as a sophomore... Lettered in track... Adrian Deon Singleton is the middle of three children of Ray Singleton and Betty Powell... Has a son, Amere Coleman.

72o Dave Volk
Ht: 6-5

Tackle
Wt: 298

Nebraska
Born: August 1, 1978

Three-year starter at Nebraska capable of playing both tackle positions... Received second-team all-Big XII honors in 2001 starting all 13 games at left tackle as a senior... Helped the Cornhuskers average 314.7 rushing yards per game as the school won its record 15th NCAA rushing title and second straight... Ended his career having started 38 consecutive games... Honorable mention all-Big XII as a sophomore and junior... Made the transition from right to left tackle and started every game as a junior as the Huskers won the NCAA rushing title averaging 349.3 yards per game while ranking fourth in the nation averaging 41.5 points per game... Started every game at right tackle as a sophomore... Played in all 12 games as a redshirt freshman while serving as a backup right tackle... Manned the left tackle spot on Husker FGs and PATs as a sophomore and freshman... Three-time first-team Academic all-Big XII honoree graduated with a degree in psychology before the start of his senior season... Two-time first-team all-state selection as an offensive lineman at Battle Creek (Neb.) H.S... As a senior, helped team to a Class C-1 runner-up finish... Lettered in football, basketball and track as a prep... Youngest of three children of Jane and Meredith Volk.

UNDRAFTED FREE AGENTS

The Bears signed 16 undrafted free agents this spring to go along with nine draft picks. **Luke Butkus, Travis Coleman, Mike Collins, Curry Dawson, Jerris Evans, Steve Fitts, Jeff Grzeskowiak, Maurice Hicks, Kiah Johnson, Rodney Jones, Brad Lewis, Tony Lukins, Eric McCoo, Edell Shepherd, Adrian Singleton, and Dave Volk** make up the 2002 undrafted rookie draft class.

The most successful undrafted free agent is the Bears current starting right tackle and ironman **James "Big Cat" Williams**. Williams was originally signed out of Cheyney State as an undrafted player in 1991. He spent his first year as a defensive lineman with Chicago before moving to the offensive side of the ball midway through the 1992 season. Williams currently has the Bears longest start streak, opening the last 118 contests at right tackle.

The following players on the Chicago roster were also signed as undrafted free agents, though not all were originally signed by the Bears: **Rabih Abdullah** (1998 by Tampa Bay), **(Bobbie Howard** (1999 by Tampa Bay), **Ahmad Merritt** (2000 by Chicago), **Bryan Robinson** (1997 by St. Louis).

2002 Chicago Bears

Veteran Roster

No	Name	Pos	Ht	Wt	Born	Exp	College	Acq
27	Abdullah, Rabih	RB	6-0	220	4-27-75	5	Lehigh	UFA-02 (TB)
24	Austin, Reggie	CB	5-9	185	1-21-77	2	Wake Forest	D4-00
23	Azumah, Jerry	CB	5-10	189	9-1-77	4	New Hampshire	D5c-99
84	Baxter, Fred	TE	6-3	260	6-14-71	10	Auburn	WFA-01 (NYJ)
86	Booker, Marty	WR	6-0	210	7-31-76	4	Northeast Louisiana	D3c-99
70	Boone, Alfonso	DT	6-4	325	1-11-76	2	Mt. San Ant. JC	WFA-00 (DET-PS)
85	Broughton, Luther	TE	6-0	255	11-30-74	6	Furman	UFA-02 (CAR)
30	Brown, Mike	FS	5-10	207	2-13-78	3	Nebraska	D2-00
10	Burris, Henry	QB	6-0	195	6-4-75	2	Temple	UnFA-02
55	Caldwell, Mike	LB	6-2	235	8-31-71	10	Middle Tenn. State	UFA-02 (PHI)
12	Chandler, Chris	QB	6-4	228	10-12-65	15	Washington	UFA-02 (ATL)
59	Colvin, Roosevelt	LB	6-3	245	9-5-77	4	Purdue	D4b-99
76	Cook, Damion	T	6-6	343	4-16-79	2	Bethune-Cookman	WFA-01 (BAL-PS)
93	Daniels, Phillip	DE	6-5	288	3-4-73	7	Georgia	UFA-00 (SEA)
82	Davis, John	TE	6-4	264	5-14-73	6	Emporia State	WFA-01 (MIN)
73	Dogins, Kevin	C	6-1	310	12-7-72	6	Texas A&M-K'ville	WFA-01 (TB)
2	Edinger, Paul	K	5-8	168	1-17-78	3	Michigan State	D6b-00
69	Gandy, Mike	G	6-4	302	1-3-79	2	Notre Dame	D3-01
43	Gandy, Mike	S	6-0	195	12-6-76	3	Northwestern State (LA)	D7b-00
8	Hilbert, Jon	K	6-2	228	7-15-75	2	Louisville	UFA-02 (DAL)
53	Holdman, Warrick	LB	6-1	234	11-22-75	4	Texas A&M	D4a-99
52	Howard, Bobbie	LB	5-10	232	6-14-77	2	Notre Dame	WFA-00
32	Johnson, Leon	RB	6-0	222	7-13-74	5	North Carolina	UFA-01 (NYJ)
57	Kreutz, Olin	C	6-2	293	6-9-77	5	Washington	D3-98
44	Leach, Mike	FB	6-2	245	10-18-76	3	William & Mary	UnFA-02
89	Lyman, Dustin	TE	6-4	245	8-5-76	3	Wake Forest	D3b-00
65	Mannelly, Patrick	T/LS	6-5	269	4-18-75	5	Duke	D6b-98
4	Maynard, Brad	P	6-1	186	2-9-74	6	Ball State	UFA-01 (NYG)
95	McKenzie, Keith	DE	6-3	273	10-17-73	7	Ball State	UFA-02 (CLE)
26	McMillon, Todd	CB	5-11	188	9-26-74	3	Northern Arizona	UnFA-00
21	McQuarters, R.W.	CB	5-10	198	12-21-76	5	Oklahoma State	TR-00 (SF)
22	Merrill, Than	S	6-2	212	12-12-77	2	Yale	UFA-01 (TB)
81	Merritt, Ahmad	WR	5-10	193	2-5-77	2	Wisconsin	UnFA-00
15	Miller, Jim	QB	6-2	225	2-9-71	9	Michigan State	UFA-98 (DET)
47	Moore, Damon	SS	5-11	215	9-15-76	4	Ohio State	WFA-02 (PHI)
36	Pritchett, Stanley	FB	6-2	250	12-22-73	7	South Carolina	WFA-01 (PHI)
91	Riley, Karon	DE	6-2	268	8-23-78	2	Minnesota	D4-01
74	Robertson, Bernard	T	6-3	310	6-9-79	2	Tulane	D5-01
98	Robinson, Bryan	DE	6-4	294	6-22-74	6	Fresno State	WFA-98 (STL)
88	Robinson, Marcus	WR	6-3	215	2-27-75	6	South Carolina	D4b-97
31	Shelton, Daimon	FB	6-0	262	9-15-72	6	Sacramento State	UFA-01 (JAX)
99	Tafoya, Joe	DE	6-4	278	9-6-77	2	Arizona	UFA-01 (TB)
83	Terrell, David	WR	6-3	215	3-13-79	2	Michigan	D1-01
35	Thomas, Anthony	RB	6-2	228	11-11-77	2	Michigan	D2-01
94	Traylor, Keith	DT	6-2	340	9-3-69	11	Central State (OK)	UFA-01 (DEN)
64	Tucker, Rex	G	6-5	315	12-20-76	4	Texas A&M	D3a-99
54	Urlacher, Brian	LB	6-4	254	5-25-78	3	New Mexico	D1-00
58	Villarrial, Chris	G	6-3	310	6-9-73	7	Indiana (PA)	D5-96
92	Washington, Ted	DT	6-5	365	4-13-68	12	Louisville	UFA-01 (BUF)
33	Whigham, Larry	S	6-2	218	6-23-72	9	Northeast Louisiana	UFA-01 (NE)
80	White, Dez	WR	6-1	215	8-23-79	3	Georgia	D3a-00
71	Williams, James	T	6-7	332	3-29-68	12	Cheyney State (PA)	UnFA-91
72d	Wiltz, Jason	DT/DE	6-4	308	11-23-76	4	Nebraska	WFA-02 (NYJ)
37	Young, Floyd	CB	5-10	184	11-23-75	7	Texas A&M-Kingsville	UnFA-02

2002 Chicago Bears

First-Year Roster

FIRST YEAR PLAYERS* (16)

No	Name	Pos	Ht	Wt	Born	Exp	College	Acq
47	Barnes, Leo	S	6-0	210	6-2-79	1	Southern Mississippi	UFA-02
67o	Bennett, Stan	G	6-4	285	7-16-79	1	Villanova	UFA-02
79	Brown, Chris	T	6-5	335	1-21-78	1	Georgia Tech	UFA-02
14	Christian, Kenny	WR	6-1	198	7-11-78	1	Eastern Michigan	UFA-02
68o	Davis, Adam	G	6-4	309	1-11-77	1	Oklahoma State	UFA-02
46	Johnson, Eric	DB	6-0	207	8-14-77	1	Western Carolina	UFA-01
97	Johnson, Tim	LB	6-0	241	2-7-78	1	Youngstown State	WFA-01 (BAL)
45	Kirby, Charles	FB	6-1	240	11-27-74	1	Virginia	UFA-02 (TB)
90	Lemons, Devin	LB	6-2	232	3-20-79	1	Texas Tech	UFA-01
17	Mastrole, Ken	QB	6-3	249	2-25-77	1	Rhode Island	UFA-02
76	Matthews, Roshaun	DE	6-3	265	4-22-77	1	Southern	UFA-01
19	North, Ramondo	WR	5-11	176	3-30-77	1	North Carolina A&T	UFA-02
39o	Sanford, Robert	RB	5-10	225	4-17-79	1	Western Michigan	UFA-02
18	Spencer, Willie	WR	6-3	226	4-4-77	1	Tiffin	UFA-01 (WASH)
62d	Tugbenyoh, Mawuko	LB	5-11	245	4-9-78	1	California	UFA-02
78	Warner, Josh	T	6-5	305	5-15-79	1	SUNY-Brockport	UFA-02

ROOKIES (25)

No	Name	Pos	Ht	Wt	Born	Exp	College	Acq
96	Brown, Alex	DE	6-3	268	6-4-79	R	Florida	D4-02
62o	Butkus, Luke	C	6-4	305	6-26-79	R	Illinois	UnFA-02
29d	Coleman, Travis	DB	5-11	180	1-4-80	R	Hampton	UnFA-02
63o	Collins, Mike	G	6-6	308	8-27-78	R	Wake Forest	UnFA-02
75	Colombo, Marc	T	6-7	320	10-8-78	R	Boston College	D1-02
68d	Dawson, Curry	DT	6-6	294	8-4-79	R	Angelo State	UnFA-02
87	Elliott, Jamin	WR	6-0	187	10-5-79	R	Delaware	D6b-02
13	Evans, Jerris	WR	5-11	188	10-9-78	R	Missouri Southern	UnFA-02
6	Fitts, Steve	P	6-0	195	2-7-80	R	Illinois	UnFA-02
49	Fletcher, Bryan	TE	6-5	235	3-23-79	R	UCLA	D6c-02
25	Gray, Bobby	SS	6-0	205	4-30-78	R	Louisiana Tech	D5a-02
70o	Grzeskowiak, Jeff	T	6-5	318	11-9-78	R	Akron	UnFA-02
38	Hicks, Maurice	RB	5-10	200	7-22-78	R	North Carolina A&T	UnFA-02
78d	Jones, Rodney	DT	6-2	295	9-18-77	R	Alabama-Birmingham	UnFA-02
67d	Johnson, Kiah	LB	6-3	235	9-20-78	R	Texas A&M-Kingsville	UnFA-02
63d	Knight, Bryan	LB	6-2	240	1-22-79	R	Pittsburgh	D5b-02
11	Lewis, Brad	QB	6-3	220	2-7-79	R	West Virginia	UnFA-02
39d	Lukins, Tony	CB	5-11	190	2-18-79	R	New Mexico State	UnFA-02
48o	McCoo, Eric	RB	5-10	210	9-6-80	R	Penn State	UnFA-02
60	Metcalfe, Terrence	T/G	6-3	320	1-28-78	R	Mississippi	D3-02
29o	Peterson, Adrian	RB	5-10	208	7-1-79	R	Georgia Southern	D6a-02
16	Shepherd, Edell	WR	6-1	175	5-18-80	R	San Jose State	UnFA-02
48d	Singleton, Adrian	SS	6-2	208	12-9-78	R	Alabama-Birmingham	UnFA-02
72o	Volk, Dave	T	6-5	298	8-1-78	R	Nebraska	UnFA-02
20	Williams, Roosevelt	CB	5-11	200	9-10-78	R	Tuskegee	D2-02

* First year designation is for players who have previously been in a professional football league in either training camp, regular season, or post-season; but were not on the active roster (or IR) for at least six games.

pro NUN see ay shun

Rabih Abdullah RAH-bee
 Jerry Azumah ah ZOO muh
 Kevin Dogins DOG-inz
 Paul Edinger ED in jer
 Jamin Elliott JUH-mean
 Olin Kreutz kroots
 Mawuko Tugbonyoh muh-woo-KOO
 tug-BEN-yo

Karon Riley KUH ron
 Brian Urlacher UR lack er
 Chris Villarrial vuh LAR ree uhl
 Greg Blache Blah-shh
 Tim Bream BRAME
 Dick Jauron juh RON

2002 Chicago Bears

Career NFL Stats of Active Bears

SCORING

	TDs	Ru	Re	Rt	PAT	FG	S	Pts
Edinger (2)	0	0	0	0	55	47	0	196
M. Robinson (4)	0	17	0	0	0	0	0	102
Booker (3)	0	13	0	0	0	0	0	78
Baxter (9)	0	12	0	0	0	0	0	72
Johnson (4)	8	2	2	0	0	0	0	72
Pritchett (6)	3	6	0	0	0	0	0	54
Thomas (1)	7	0	0	0	0	0	0	44
Broughton (5)	0	5	0	0	0	0	0	30
Terrell (1)	0	4	0	0	0	0	0	24
McQuarters (4)	0	0	3	0	0	0	0	18
Davis (5)	0	3	0	0	0	0	0	18
Brown (2)	0	0	3	0	0	0	0	18
Caldwell (9)	0	0	3	0	0	0	0	18
Urlacher (2)	0	1	1	0	0	0	0	12
Shelton (5)	1	1	0	0	0	0	0	12
Whigham (8)	0	0	1	0	0	0	0	6
White (2)	0	1	0	0	0	0	0	6

2-pt. Conversions: Thomas

RUSHING

	No	Yds	Avg	Lg	TD
Chandler (14)	346	1,241	3.6	291	12
Thomas (1)	278	1,183	4.3	46	7
Johnson (4)	110	444	4.0	40	8
Pritchett (6)	121	436	3.6	25	3
Abdullah (3)	32	122	3.8	10	0
Shelton (4)	39	104	2.7	16	1
Booker (3)	7	15	2.1	13	0
Miller (8)	42	-7	-0.2	9	0
M. Robinson (3)	1	9	9.0	9	0
White (2)	1	-2	-0.2	-2	0

RECEIVING

	No	Yds	Avg	Lg	TD
M. Robinson (4)	166	2,451	14.8	801	17
Booker (3)	166	1,780	10.7	661	13
Pritchett (6)	123	991	8.1	741	6
Baxter (9)	95	957	10.1	37	12
White (2)	55	515	9.4	32	1
Broughton (5)	46	563	12.2	681	5
Shelton (5)	38	290	7.6	19	1
Davis (5)	35	324	9.3	14	3
Terrell (1)	34	415	12.2	62	4
Johnson (4)	30	364	12.1	821	2
Thomas (1)	22	178	8.1	23	0
Abdullah (3)	6	51	8.5	14	0
Merritt (1)	2	20	10.0	13	0
Urlacher (2)	1	27	27.0	27	1
Lyman (2)	1	4	4.0	4	0

PUNT RETURNS

	Ret	FC	Yds	Avg	Lg	TD
Johnson (4)	81	28	828	10.1	661	1
McQuarters (4)	77	14	592	7.7	721	1

KICKOFF RETURNS

	No	Yds	Avg	Lg	TD
McQuarters (4)	43	907	21.1	45	0
Johnson (4)	30	716	23.9	1011	1
Tucker (3)	1	0	0.0	0	0

PUNTING

	No	Yds	Avg	Net	TBIn20	Lg	B
Maynard (5)	467	19,667	42.1	35.6	44	159	64

INTERCEPTIONS

	No	Yds	Avg	Lg	TD
Caldwell (9)	8	145	18.1	26	3
Brown (2)	6	116	19.3	351	3
Whigham (8)	4	81	20.3	601	1
McQuarters (4)	5	133	26.6	611	1
Urlacher (2)	5	79	15.8	19	0
Colvin (3)	2	22	11.1	14	0
Washington (11)	2	5	2.5	5	0
Azumah (3)	2	16	8.0	14	0
Traylor (10)	2	129	69.5	67	1
Wiltz (4)	2	5	2.5	5	0
Holdman (3)	1	6	6.0	6	0

DEFENSE

	Tackles	Solo	FF	FR	PD	Sk
Washington (11)	843	594	7	2	22	29
Caldwell (9)	603	340	5	1	39	11.5
Traylor (10)	368	257	9	3	21	12
Holdman (3)	307	213	6	1	6	3.5
Daniels (6)	265	166	8	6	18	36.5
Brown (2)	204	125	2	2	19	3
B. Robinson (5)	246	149	3	1	22	15.5
Urlacher (2)	313	195	1	3	6	14
McKenzie (6)	141	95	9	8	9	29.5
Colvin (3)	138	77	4	2	3	15.5
McQuarters (4)	210	156	2	1	37	2
Whigham (8)	121	88	5	2	10	5
Azumah (3)	101	72	2	1	15	2
Green (2)	68	46	2	0	4	3
Wiltz (4)	20	10	0	0	2	2
Young (4)	18	12	0	0	7	0
J. Williams (10)	18	9	0	0	1	1
Boone (1)	11	2	0	1	0	2
Riley (1)	1	1	0	0	0	0
McMillon (2)	1	1	0	0	0	0
Tafoya (1)	1	0	0	0	0	0
Howard (1)	0	0	0	1	1	0

() Seasons in the NFL with at least 1 game played.
Does not include postseason games.

PASSING

	Att	Cmp	Yds	Cmp%	Y/Att	TD	TD%	Int	Int%	Lg	Sack/Lost	Rating
Chandler (14)	3590	2083	25,948	58.0	7.23	161	4.5	127	3.5	941	352/2616	80.8
Miller (8)	732	430	4,443	58.7	6.07	23	3.1	22	3.0	771	24/137	74.3
Booker (3)	2	1	34	50.0	17.00	1	50.0	0	0.0	341	0/0	135.4
Johnson (4)	1	1	18	100.0	18.00	0	0.0	0	0.0	18	0/0	118.8
Maynard (5)	2	1	27	50.0	13.5	1	50.0	0	0.0	271	0/0	135.4

2002 Chicago Bears

How the '02 Bears were built

YEAR	DRAFT	FREE AGENTS / WAIVERS	TRADE
2002	1. Marc Colombo 3. Roosevelt Williams 3. Terrance Metcalf 4. Alex Brown 5. Bobby Gray 5. Bryan Knight 6. Adrian Peterson 6. Jamin Elliott 6. Bryan Fletcher	Rabih Abdullah (TB) Leo Barnes (UFA) Stan Bennett (UFA) Luther Broughton (Car) Chris Brown (UFA) Henry Burris (GB) Mike Caldwell (Phil) Chris Chandler (Atl) Kenny Christian (UFA) Adam Davis (UFA) Jon Hilbert (Dal) Charles Kirby (TB) Mike Leach (UFA) Ken Mastrole (UFA) Damon Moore (Phi) Keith McKenzie (Cle) Ramondo North (UFA) Robert Sanford (UFA) Mawuko Tugbenyoh (UFA) Josh Warner (UFA) Jason Wiltz (NYJ) Floyd Young (UFA)	
2001	1. David Terrell 2. Anthony Thomas 3. Mike Gandy 4. Karon Riley 5. Bernard Robertson	Fred Baxter (NYJ) John Davis (WFA-MIN) Kevin Dogins (WFA-TB) Eric Johnson (UFA) Leon Johnson (UFA-NYJ) Tim Johnson (WFA-BAL) Roshaun Matthews (UFA) Brad Maynard (NYG) Than Merrill (WFA-TB) Stanley Pritchett (WFA-PHI) Daimon Shelton (UFA-JAX) Willie Spencer (WFA-WAS) Joe Tafoya (WFA-TB) Keith T aylor (Den) Ted Washington (Buf) Larry Whigham (NE)	
2000	1. Brian Urlacher 2. Mike Brown 3. Dez White 3. Dustin Lyman 4. Reggie Austin 6. Paul Edinger 7. Mike Green	Alfonso Boone (Det-PS) Phillip Daniels (Sea) Bobbie Howard (WFA) Todd McMillon (CFL) Ahmad Merritt (UnFA)	R.W. McQuarters (SF)
1999	3. Rex Tucker 3. Marty Booker 4. Warrick Holdman 4. Rosevelt Colvin 5. Jerry Azumah		
1998	3. Olin Kreutz 6. Patrick Mannelly	Jim Miller (Det) Bryan Robinson (StL)	
1997	4. Marcus Robinson		
1996	5. Chris Villarrial		
1991		James Williams (undrafted)	

* The following players joined the Bears in 2002 as undrafted or waived free agents:

Luke Butkus (UnFA)
 Travis Coleman (UnFA)
 Mike Collins (UnFA)
 Damion Cook (WFA)
 Curry Dawson (UnFA)
 Jerris Evans (UnFA)
 Steve Fitts (UnFA)

Jeff Grzeskowiak (UnFA)
 Maurice Hicks (UnFA)
 Kiah Johnson (UnFA)
 Rod Jones (UnFA)
 Charles Kirby (WFA)
 Devin Lemons (UnFA)
 Brad Lewis (UnFA)

Tony Lunkins (UnFA)
 Eric McCoo (UnFA)
 Edell Shepherd (UnFA)
 Adrian Singelton (UnFA)
 Dave Volk (UnFA)

Year-in-Review

2001 Final Statistics

WON 13, LOST 3

09/09	L	6-17	at Baltimore	69,365
09/23	W	17-10	Minnesota	66,944
10/07	W	31-3	at Atlanta	47,640
10/14	W	20-13	Arizona	66,944
10/21	W	24-0	at Cincinnati	63,408
10/28	W	37-31 (ot)	San Francisco	66,944
11/04	W	27-21 (ot)	Cleveland	66,944
11/11	L	12-20	Green Bay	66,944
11/18	W	27-24	at Tampa Bay	65,612
11/25	W	13-6	at Minnesota	64,214
12/02	W	13-10	Detroit	66,944
12/09	L	7-17	at Green Bay	59,869
12/16	W	27-3	Tampa Bay	66,944
12/23	W	20-15	at Washington	78,884
12/30	W	24-0	at Detroit	76,067
01/06	W	33-13	Jacksonville	66,944

Bears Opp

TOTAL FIRST DOWNS	277	277
Rushing	100	71
Passing	153	191
Penalty	24	15
3rd Down: Made/Att	74/225	80/223
3rd Down Pct.	32.9	35.9
4th Down: Made/Att	10/21	4/17
4th Down Pct.	47.6	23.5
POSSESSION AVG.	30:35	29:25
TOTAL NET YARDS	4694	4978
Avg. Per Game	293.4	311.1
Total Plays	1020	1023
Avg. Per Play	4.6	4.9
NET YARDS RUSHING	1742	1313
Avg. Per Game	108.9	82.1
Total Rushes	475	373
NET YARDS PASSING	2952	3665
Avg. Per Game	184.5	229.1
Sacked/Yards Lost	17/120	48/294
Gross Yards	3072	3959
Att./Completions	528/315	602/355
Completion Pct.	59.7	59.0
Had Intercepted	16	20
PUNTS/AVERAGE	88/42.5	90/40.7
NET PUNTING AVG.	88/37.0	90/32.2
PENALTIES/YARDS	63/622	97/808
FUMBLES/BALL LOST	21/8	34/17
TOUCHDOWNS	37	21
Rushing	12	6
Passing	20	12
Returns	5	3

SCORE BY PERIOD 1 2 3 4 OT Tot

TEAM	38	96	71	121	12	338
OPPONENTS	48	31	71	53	0	203

SCORING TDs: Ru-Pa-Rt K-PAT FG S Pts

Edinger	0	0	0	0	34/34	26/31	0	112
Booker	8	0	8	0			0	48
Thomas	7	7	0	0			0	44
Johnson	4	4	0	0			0	24
Terrell	4	0	4	0			0	24
Allen	2	1	1	0			0	12
Baxter	2	0	2	0			0	12
Brown	2	0	0	2			0	12
M. Robinson	2	0	2	0			0	12
Urlacher	2	0	1	1			0	12
Bates	1	0	1	0			0	6
Harris	1	0	0	1			0	6
McQuarters	1	0	0	1			0	6
Shelton	1	0	1	0			0	6
TEAM	37	12	20	5	34/34	26/31	1	338
OPPONENTS	21	6	12	3	19/20	18/28	1	203

2-PT. Conversions: Thomas, TEAM 1-1, OPPONENTS 1-1.

RUSHING No Yds Avg Lg TD

Thomas	278	1183	4.3	46	7
Allen	135	469	3.5	19	1
Johnson	20	99	5.0	34	4
Booker	4	8	2.0	13	0
Matthews	4	5	1.3	3	0
Denson	1	4	4.0	4	0
Milburn	3	3	1.0	4	0
Maynard	1	-10	-10.0	-10	0
Miller	29	-19	-0.7	3	0
TEAM	475	1742	3.7	46	12
OPPONENTS	373	1313	3.5	29	6

RECEIVING No Yds Avg Lg TD

Booker	100	1071	10.7	66t	8
White	45	428	9.5	32	0
Terrell	34	415	12.2	62	4
Allen	30	203	6.8	34t	1
M. Robinson	23	269	11.7	34t	2
Thomas	22	178	8.1	23	0
Baxter	22	148	6.7	19	2
Shelton	12	76	6.3	16	1
Davis	11	68	6.2	14	0
Bates	9	160	17.8	40	1
Milburn	3	9	3.0	7	0
Merritt	2	20	10.0	13	0
Urlacher	1	27	27.0	27t	1
Johnson	1	0	0.0	0	0
TEAM	315	3072	9.8	66t	20
OPPONENTS	355	3959	11.2	60t	12

Year-in-Review

2001 Final Statistics

INTERCEPTIONS	No	Yds	Avg	Lg	TD
Brown	5	81	16.2	33r	2
Urlacher	3	60	20.0	41	0
McQuarters	3	47	15.7	43	0
Parrish	3	36	12.0	26	0
Colvin	2	22	11.0	14	0
Traylor	1	67	67.0	67	0
Harris	1	45	45.0	39l	1
Azumah	1	14	14.0	14	0
Holdman	1	0	0.0	0	0
TEAM	20	372	18.6	67	3
OPPONENTS	16	187	11.7	97l	1

KICKOFF RETURNS	No	Yds	Avg	Lg	TD
Denson	23	534	23.2	37	0
Johnson	14	286	20.4	33	0
Milburn	6	152	25.3	37	0
Azumah	4	65	16.3	23	0
Dogins	1	6	6.0	6	0
Newkirk	1	8	8.0	8	0
Powell	1	1	1.0	1	0
Terrell	1	8	8.0	0	0
TEAM	52	1060	20.4	37	0
OPPONENTS	66	1353	20.5	39	0

SACKS: Colvin 10.5, Daniels 9.0, Urlacher 6.0, B. Robinson 4.5, Brown 3.0, Green 3.0, Azumah 2.0, Boone 2.0, Traylor 2.0, Holdman 1.5, Washington 1.5, McQuarters 1.0, Newkirk 1.0, Parrish 1.0, TEAM 48.0, OPPONENTS 17.0

PASSING	Att	Cmp	Yds	Cmp%	Yd/Att	TD	TD%	Int	Int%	Lg	Sack/Lost	Rating
Miller	395	228	2299	57.7	5.82	13	3.3	10	2.5	66l	11/ 72	74.9
Matthews	129	84	694	65.1	5.38	5	3.9	6	4.7	34l	6/ 48	72.3
Booker	2	1	34	50.0	17.00	1	50.0	0	0.0	34l	0/ 0	135.4
Johnson	1	1	18	100.0	18.00	0	0.0	0	0.0	18	0/ 0	118.8
Maynard	1	1	27	100.0	27.00	1	100.0	0	0.0	27l	0/ 0	158.3
TEAM	528	315	3072	59.7	5.82	20	3.8	16	3.0	66l	17/120	76.0
OPPONENTS	602	355	3959	59.0	6.58	12	2.0	20	3.3	60l	48/294	71.4

DEFENSE	Tackles	Solo	Assist	TFL	FF	FR	PD	Sacks-Yds	Int-Yds
Urlacher	148	92	46	4	1	2	4	6.0-37	3
Holdman	145	101	39	3	3	0	6	1.5-15	1
McQuarters	89	57	25	6	1	1	21	1.0-0	3
Brown	86	48	34	1	2	1	13	3.0-21	5
Parrish	80	47	28	4	0	2	7	1.0-11	3
Colvin	79	42	20	6	2	1	5	10.5-64	2
Robinson	72	39	25	3	2	1	12	4.5-23	0
Daniels	72	32	23	8	3	2	10	9.0-59	0
Harris	70	47	22	1	2	2	10	0.0-0	1
Green	68	46	19	0	2	0	4	3.0-17	0
Azumah	56	38	16	0	1	1	7	2.0-10	1
Washington	50	28	19	1	2	1	5	1.5-11	0
Traylor	45	17	18	8	2	0	4	2.0-8	1
Powell	15	5	8	2	0	0	0	0.0-0	0
Newkirk	16	7	7	1	1	0	0	1.0-0	0
Boone	11	2	7	0	0	1	0	2.0-17	0
Riley	1	1	0	0	0	0	0	0.0-0	0
Jones	2	0	0	2	0	0	0	0.0-0	0
Whigham	1	0	1	0	0	0	0	0.0-0	0
Tafoya	1	0	1	0	0	0	0	0.0-0	0
Howard	0	0	0	0	0	1	1	0.0-0	0

KEY: TFL - Tackles for loss; FF - Forced Fumbles; FR - Fumbles Recovered; PD - Passes Defended (Compiled from coaches watching game films).

See page 19 for 2001 special teams tackles.

Year-in-Review

2001 Game Summaries

Game 1

Ravens 17, Bears 6

PSINet Stadium (69,365)

Sunday, September 9, 2001

CHICAGO	3	0	3	0	6
BALTIMORE	0	3	7	7	17

BEARS - Edinger 20 FG (14-74, 8:33).

RAVENS - Stover 37 FG (9-72, 1:06). **BEARS** - Edinger 46 FG (6-23, 3:48). **RAVENS** - Gash 6 pass from Grbac (Stover kick) (11-87, 5:27). **RAVENS** - Allen 1 run (Stover kick) (5-34, 2:48).

	Bears	Ravens
First downs	16	19
Total net yards	183	316
Rushes-yards	27-56	30-54
Att-comp-net	39-24-127	30-24-262
Times thrown-yds lost	2-11	0-0
Int-TDs	2-0	0-1
Punts - avg	5-39.2	3-40.3
Penalties-yards	5-56	6-55
Fumbles-lost	3-0	3-2
Time of possession	34:42	25:18

RUSHING

BEARS - Allen 21-43, Thomas 3-9, Milburn 2-2, Matthews 1-2.

RAVENS - Allen 20-37, Grbac 6-9, Brookins 1-8, Ayanbadejo 2-2, Lewis 1-(-2).

RECEIVING

BEARS - Booker 9-49, Allen 8-32, White 3-44, Terrell 2-9, Baxter 2-4.

RAVENS - Ismail 6-88, Heap 5-57, Sharpe 4-34, Stokley 2-22, Ayanbadejo 2-13, Gash 2-11, Johnson 1-25, Allen 1-6, Lewis 1-6.

PASSING

BEARS - Matthews 39-24-138, 2 INT.

RAVENS - Grbac 30-24-262, 1 TD.

INTERCEPTIONS

BEARS - None.

RAVENS - R. Lewis 1-21, Trapp 1-15.

SACKS

BEARS - None.

RAVENS - Boulware 1-5.

Game 2

Bears 17, Vikings 10

Soldier Field (66,944)

Sunday, September 23, 2001

MINNESOTA	3	0	7	0	10
CHICAGO	0	0	3	14	17

VIKINGS - Anderson 20 FG (6-44, 3:32).

VIKINGS - Jordan 3 pass from Culpepper (Anderson kick) (8-61, 4:26). **BEARS** - Edinger 45 FG (9-45, 4:19). **BEARS** - Booker 15 pass from Miller (Edinger kick) (7-54, 3:29). **BEARS** - Robinson 24 pass from Miller (Edinger kick) (5-45, 2:52).

	Vikings	Bears
First downs	19	15
Total net yards	319	284
Rushes-yards	25-104	19-47
Att-comp-net	37-24-215	38-23-237
Times thrown-yds lost	3-18	0-0
Int-TDs	0-1	1-2
Punts - avg	6-42.2	7-40.3
Penalties-yards	6-50	7-78
Fumbles-lost	5-2	0-0
Time of possession	29:59	30:01

RUSHING

VIKINGS - Bennett 16-56, Culpepper 8-42, Kleinsasser 1-6.

BEARS - Allen 15-45, Booker 1-4, Matthews 1-0, Miller 2-(-2).

RECEIVING

VIKINGS - Moss 5-81, Chamberlain 5-50, Bennett 5-27, Reed 4-27, Kleinsasser 2-28, Carter 1-13, Walsh 1-4, Jordan 1-3.

BEARS - Booker 9-95, Robinson 7-99, Allen 2-14, Milburn 2-4, Terrell 1-10, Thomas 1-8, White 1-7.

PASSING

VIKINGS - Culpepper 36-24-233, 1 TD, Berger 1-0-0.

BEARS - Miller 29-18-204, 1 INT, 2 TDs, Matthews 9-5-33.

INTERCEPTIONS

VIKINGS - Thomas 1-0.

BEARS - None.

SACKS

VIKINGS - None.

BEARS - Daniels 2-11, McQuarters 1-7.

Year-in-Review

2001 Game Summaries

Game 3

Bears 31, Falcons 3

Georgia Dome (47,640)

Sunday, October 7, 2001

CHICAGO	0	10	0	21	31
ATLANTA	0	0	0	3	3

BEARS – Robinson 34 pass from Booker (Edinger kick) (6-80, 3:20). **BEARS** – Edinger 42 FG (5-2, 0:57). **BEARS** – Booker 63 pass from Miller (Edinger kick) (2-65, 0:51). **BEARS** – Urlacher 90 fumble return (Edinger kick). **FALCONS** – Feeley 44 FG (10-54, 4:46). **BEARS** – Thomas 32 run (1-32, 0:12) (Edinger kick).

	Bears	Falcons
First downs	15	19
Total net yards	300	335
Rushes-yards	24-79	24-108
Att-comp-net	27-18-221	30-19-227
Times thrown-yds lost	1-9	7-34
Int-TDs	2-2	3-0
Punts - avg	4-42.8	3-34.3
Penalties-yards	5-67	6-55
Fumbles-lost	0-0	3-2
Time of possession	26:48	33:12

RUSHING

BEARS – Thomas 11-57-1, Allen 12-27, Booker 1-(-5).

FALCONS – Smith 17-71, Vick 4-23, Thomas 1-8, Christian 1-4, Chandler 1-2.

RECEIVING

BEARS – Robinson 9-114-1, Allen 2-9, Davis 2-9, Booker 1-63-1, Terrell 1-19, Shelton 1-9, Milburn 1-5, White 1-2.

FALCONS – Jefferson 5-62, Mathis 4-51, McCord 3-53, Crumpler 2-46, Christian 2-24, Finneran 1-12, Smith 1-8, Kelly 1-5.

PASSING

BEARS – Miller 17-26-196, 1 TD, 2 INT; Booker 1-1-34, 1 TD.

FALCONS – Vick 12-18-186; Chandler 7-12-75, 3 INT.

INTERCEPTIONS

BEARS – Brown 1-32, Parrish 1-26, Urlacher 1-10.

FALCONS – Crockett 1-7, Buchanan 1-0.

SACKS

BEARS – Colvin 2.5-9, Daniels 2-12, Urlacher 1-3, Brown 1-9, Holdman 0.5-1.

FALCONS – Smith 1-9.

Game 4

Bears 20, Cardinals 13

Soldier Field (66,944)

Sunday, October 14, 2001

ARIZONA	0	6	0	7	13
CHICAGO	3	10	7	0	20

BEARS – Edinger 46 FG (13-61, 7:32). **CARDINALS** – Gramatica 40 FG (10-58, 4:19). **BEARS** – Allen 1 run (Edinger kick) (9-69, 5:34). **CARDINALS** – Gramatica 47 FG (4-7, 1:15). **BEARS** – Edinger 43 FG (9-44, 3:18). **BEARS** – McQuarters 69 fumble return (Edinger kick). **CARDINALS** – Sander 7 pass from Plummer (Gramatica kick) (13-99, 6:05).

	Cardinals	Bears
First downs	16	13
Total net yards	288	253
Rushes-yards	25-82	32-137
Att-comp-net	37-20-206	21-15-116
Times thrown-yds lost	1-10	0-0
Int-TDs	0-1	2-0
Punts - avg	6-37.2	4-44.8
Penalties-yards	6-50	5-45
Fumbles-lost	1-1	2-1
Time of possession	29:29	30:31

RUSHING

CARDINALS – Pittman 16-50, Jones 6-14, Boston 1-11, Plummer 2-7.

BEARS – Allen 18-75, Thomas 11-58, Miller 2-3, Milburn 1-1.

RECEIVING

CARDINALS – Boston 6-85, Pittman 5-25, Sander 3-47, Jones 2-17, Makovicka 2-10, Jenkins 1-22, Hardy 1-10.

BEARS – Booker 5-48, Davis 3-26, Allen 2-11, Terrell 2-7, Robinson 2-6, White 1-18.

PASSING

CARDINALS – Plummer 37-20-216, 1 TD.

BEARS – Miller 21-15-116, 2 INT.

INTERCEPTIONS

CARDINALS – Barrett 1-7, Lassiter 1-0.

BEARS – None.

SACKS

CARDINALS – None.

BEARS – Robinson 1-10.

Year-in-Review

2001 Game Summaries

Game 5

Bears 24, Bengals 0

Paul Brown Stadium (63,408)

Sunday, October 21, 2001

CHICAGO	3	7	7	7	24
CINCINNATI	0	0	0	0	0

BEARS – Edinger 48 FG (4-2, 0:53). **BEARS** – Baxter 1 pass from Miller (Edinger kick) (3-51, 1:28). **BEARS** – Booker 13 pass from Miller (Edinger kick) (6-67, 3:22). **BEARS** – Thomas 23 run (Edinger kick) (9-71, 5:09).

	Bears	Bengals
First downs	21	16
Total net yards	435	264
Rushes-yards	32-203	21-35
Att-comp-net	30-23-232	46-19-229
Times thrown-yds lost	0-0	2-15
Int-TDs	0-2	0-0
Punts - avg	3-48.3	7-41.0
Penalties-yards	2-25	2-20
Fumbles-lost	2-1	1-0
Time of possession	32:34	27:26

RUSHING

BEARS – Thomas 22-188, Allen 7-17, Miller 3-(-2).

BENGALS – Dillon 16-30, Keaton 1-3, Warrick 2-2, Bennett 2-0.

RECEIVING

BEARS – Terrell 7-91, Booker 6-76, Robinson 5-50, Allen 2-6, White 1-5, Davis 1-3, Baxter 1-1.

BENGALS – Warrick 8-84, Battaglia 4-57, Dugans 3-49, Scott 2-37, Bennett 1-10, Neal 1-7.

PASSING

BEARS – Miller 30-23-232, 2 TDs.

BENGALS – Kitna 46-19-244, 1 INT.

INTERCEPTIONS

BEARS – McQuarters 1-43.

BENGALS – None.

SACKS

BEARS – Urlacher 1-9, Robinson 1-6.

BENGALS – None.

Game 6

Bears 37, 49ers 31 (ot)

Soldier Field (66,944)

Sunday, October 28, 2001

SAN FRANCISCO	14	0	14	3	0	31
CHICAGO	0	9	7	15	6	37

49ERS – Peterson 26 fumble return (Cortez kick). **49ERS** – Swift 1 pass from Garcia (Cortez kick) (10-85, 4:30). **BEARS** – Jennings fumble out of bounds for safety. **BEARS** – Shelton 3 pass from Matthews (Edinger kick) (7-55, 1:02). **49ERS** – Hearst 60 pass from Garcia (Cortez kick) (3-71, 1:36). **49ERS** – Bronson 97 interception return (Cortez kick). **BEARS** – Thomas 19 run (Edinger kick) (8-66, 3:20). **49ERS** – Cortez 40 field goal (15-71, 7:23). **BEARS** – Terrell 13 pass from Matthews (Edinger kick) (9-66, 3:39). **BEARS** – Terrell 4 pass from Matthews (Thomas run) (13-67, 2:20). **BEARS** – Brown 33 interception return.

	49ers	Bears
First downs	20	29
Total net yards	350	364
Rushes-yards	29-83	30-135
Att-comp-net	29-21-267	47-30-229
Times thrown-yds lost	2-2	0-0
Int-TDs	2-2	2-3
Punts - avg	3-43.0	5-40.6
Penalties-yards	8-78	3-17
Fumbles-lost	2-0	1-1
Time of possession	31:14	29:02

RUSHING

49ERS – Hearst 12-46, Garcia 8-22, Barlow 7-13, Beasley 1-2, Baker 1-0.

BEARS – Thomas 27-127, Allen 1-15, Matthews 1-3, Miller 1-(-10).

RECEIVING

49ERS – Owens 6-60, Hearst 4-105, Stokes 4-29, Barlow 2-33, Johnson 2-24, Streets 1-11, Beasley 1-6, Swift 1-1.

BEARS – Booker 9-67, White 7-68, Baxter 3-29, Allen 3-23, Terrell 3-19, Davis 2-11, Thomas 2-9, Shelton 1-3.

PASSING

49ERS – Garcia 29-21-269, 2 TDs, 2 INTs.

BEARS – Matthews 31-25-166, 3 TDs, 1 INT; Miller 16-5-63, 1 INT.

INTERCEPTIONS

49ERS – Bronson 1-97, Plummer 1-0.

BEARS – Urlacher 1-9, Brown 1-33.

SACKS

49ERS – None.

BEARS – Green 1-0, Newkirk 1-2.

Year-in-Review

2001 Game Summaries

Game 7

Bears 27, Browns 21 (ot)

Soldier Field (66,944)

Sunday, November 4, 2001

CLEVELAND	7	0	14	0	0	21
CHICAGO	0	7	0	14	6	27

BROWNS – Brown 25 fumble return (Dawson kick). **BEARS** – Thomas 2 run (Edinger kick) (10-63, 2:17). **BROWNS** – Seller 3 pass from Couch (Dawson kick) (7-57, 4:35). **BROWNS** – Johnson 55 pass from Couch (Dawson kick) (4-92, 1:40). **BEARS** – Booker 9 pass from Matthews (Edinger kick) (8-80, 1:40). **BEARS** – Allen 34 pass from Matthews (Edinger kick) (4-47, 0:28). **BEARS** – Brown 16 interception return.

	Browns	Bears
First downs	12	29
Total net yards	261	413
Rushes-yards	23-70	32-99
Att-comp-net	23-14-191	50-30-314
Times thrown-yds lost	3-20	5-43
Int-TDs	1-2	3-2
Punts - avg	8-39.5	5-44.6
Penalties-yards	9-80	6-55
Fumbles-lost	0-0	4-1
Time of possession	25:10	37:40

RUSHING

BROWNS – Jackson 22-71, Couch 1-(-1).
BEARS – Thomas 31-96, Allen 1-3.

RECEIVING

BROWNS – Johnson 5-99, Northcutt 2-34, Santiago 2-26, Morgan 1-28, White 1-10, Jackson 1-7, Shea 1-4, Sellers 1-3.
BEARS – White 7-92, Booker 7-85, Thomas 6-71, Allen 5-65, Terrell 3-35, Baxter 1-6, Bates 1-3.

PASSING

BROWNS – Couch 23-24-211, 2 TDs, 1 INT.
BEARS – Matthews 50-30-357, 2 TDs, 3 INTs.

INTERCEPTIONS

BROWNS – Boyer 1-9, Little 1-0, Jackson 1-0.
BEARS – Brown 1-16.

SACKS

BROWNS – Brown 3-23, Rainer 1-15, Spires 1-5.
BEARS – Colvin 2-13, Traylor 1-7.

Game 8

Packers 20, Bears 12

Soldier Field (66,944)

Sunday, November 11, 2001

GREEN BAY	0	10	7	3	20
CHICAGO	6	3	3	0	12

BEARS – Edinger 37 field goal (14-55, 7:52).
BEARS – Edinger 47 field goal (7-12, 3:27).
PACKERS – Longwell 40 field goal (6-24, 2:12). **PACKERS** – Schroeder 41 pass from Favre (5-54, 1:23). **BEARS** – Edinger 38 field goal (7-40, 0:45). **PACKERS** – Freeman 9 pass from Favre (8-74, 3:38). **BEARS** – Edinger 41 field goal (9-37, 3:07). **PACKERS** – Longwell 31 field goal (10-68, 5:06).

	Packers	Bears
First downs	17	17
Total net yards	368	262
Rushes-yards	23-100	25-43
Att-comp-net	32-19-268	48-29-219
Times thrown-yds lost	1-0	0-0
Int-TDs	1-2	0-0
Punts - avg	4-41.3	5-46.6
Penalties-yards	7-50	1-15
Fumbles-lost	1-1	2-1
Time of possession	28:03	31:57

RUSHING

PACKERS – Green 18-93, Levens 3-9, Favre 2-(-2).
BEARS – Thomas 22-45, Allen 1-6, Booker 1-(-4), Miller 1-(-4).

RECEIVING

PACKERS – Schroeder 4-100, Freeman 4-68, Henderson 3-41, Martin 3-18, Franks 2-17, Green 2-17, Levens 1-7.
BEARS – Booker 8-81, White 7-45, Thomas 5-45, Terrell 3-12, Baxter 2-15, Allen 2-11, Davis 1-6, Shelton 1-4.

PASSING

PACKERS – Favre 32-19-268, 2 TDs, 1 INT.
BEARS – Miller 47-28-201; Johnson 1-1-18.

INTERCEPTIONS

PACKERS – None.
BEARS – Brown 1-0.

SACKS

PACKERS – None.
BEARS – Robinson 1-0.

Year-in-Review

2001 Game Summaries

Game 9

Bears 27, Bucs 24

Raymond James Stadium (65,612)

Sunday, November 18, 2001

CHICAGO	0	7	17	3	27
TAMPA BAY	3	6	0	15	24

BUCS – Gramatica 25 field goal (16-81, 8:21).
BUCS – Gramatica 38 field goal (5-22, 2:28).
BEARS – Booker 28-yard pass from Miller (Edinger kick) (5-67, 2:40). **BUCS** – Gramatica 26 field goal (10-84, 2:18). **BEARS** – Booker 44-yard pass from Miller (Edinger kick) (4-55, 2:05). **BEARS** – Booker 66-yard pass from Miller (Edinger kick) (1-66, 0:11). **BEARS** – Edinger 26 field goal (10-33, 4:57). **BUCS** – Alstott 1 run (Gramatica kick) (10-78, 3:28). **BEARS** – Edinger 40 field goal (4-9, 2:27). **BUCS** – B. Johnson 1 run (B. Johnson to Alstott pass) (12-77, 4:30).

	Bears	Bucs
First downs	13	26
Total net yards	274	414
Rushes-yards	29-68	15-19
Att-comp-net	25-14-206	57-41-395
Times thrown-yds lost	3-22	2-9
Int-TDs	1-3	2-0
Punts - avg	7-49.6	4-42.0
Penalties-yards	7-75	3-39
Fumbles-lost	2-0	5-2
Time of possession	29:17	30:43

RUSHING

BEARS – Thomas 23-58, Allen 2-12, Miller 4-(-2).
BUCS – Dunn 8-12, B. Johnson 3-5, Alstott 4-2.

RECEIVING

BEARS – Booker 7-165, Shelton 2-18, Baxter 2-13, Terrell 1-15, Thomas 1-10, White 1-7.
BUCS – Dunn 12-138, K. Johnson 12-89, Moore 5-36, Alstott 4-36, Anthony 3-57, Williams 3-34, Murphy 1-9, Stecker 1-5.

PASSING

BEARS – Miller 25-14-228, 3 TDs, 1 INT.
BUCS – B. Johnson 56-40-399, 2 INTs, Royals 1-1-5.

INTERCEPTIONS

BEARS – Parrish 1-10, McQuarters 1-4.
BUCS – Barber 1-0.

SACKS

BEARS – Urlacher 1-4, Daniels 1-5.
BUCS – White 2-14, Rice 1-8.

Game 10

Bears 13, Vikings 6

HHH Metrodome (64,214)

Sunday, November 25, 2001

CHICAGO	0	10	0	3	13
MINNESOTA	0	0	3	3	6

BEARS – Johnson 1 run (Edinger kick) (8-80, 4:14). **BEARS** – Edinger 30 field goal (5-22, 0:54). **VIKINGS** – Anderson 44 field goal (10-43, 5:13). **BEARS** – Edinger 43 field goal (8-55, 2:49). **VIKINGS** – Anderson 21 field goal (13-61, 6:37).

	Bears	Vikings
First downs	11	15
Total net yards	235	316
Rushes-yards	30-142	23-124
Att-comp-net	21-10-93	46-26-192
Times thrown-yds lost	1-4	3-17
Int-TDs	0-0	1-0
Punts - avg	8-43.1	8-46.4
Penalties-yards	2-15	11-75
Fumbles-lost	1-1	2-0
Time of possession	25:47	34:13

RUSHING

BEARS – Allen 27-107, Johnson 2-35, Miller 1-0.
VIKINGS – Bennett 12-75, Culpepper 7-43, Chapman 2-4, Morrow 1-2, Prentice 1-0.

RECEIVING

BEARS – White 4-32, Booker 3-9, Terrell 2-51, Allen 1-5.
VIKINGS – Champerlain 7-56, Carter 5-45, Morrow 4-38, Moss 4-25, Reed 2-17, Bennett 1-19, Prentice 1-10, Jordan 1-4, Chapman 1-(-5).

PASSING

BEARS – Miller 21-10-97.
VIKINGS – Culpepper 46-26-209, 1 INT.

INTERCEPTIONS

BEARS – Colvin 1-8.
VIKINGS – None.

SACKS

BEARS – Parrish 1-11, Daniels 1-4, Robinson 5-1, Colvin 5-1.
VIKINGS – Sawyer 1-4.

Year-in-Review

2001 Game Summaries

Game 11

Bears 13, Lions 10

Soldier Field (66,944)

Sunday, December 2, 2001

DETROIT	7	0	3	0	10
CHICAGO	0	3	0	10	13

LIONS - Stewart 3 run (Hanson kick) (10-95, 5:55). **BEARS** - Edinger 46 field goal (9-46, 3:38). **LIONS** - Hanson 36 field goal (12-73, 4:55). **BEARS** - Edinger 26 field goal (9-33, 3:33). **BEARS** - Johnson 1 run (14-55, 6:44).

	Lions	Bears
First downs	17	18
Total net yards	295	232
Rushes-yards	23-67	34-108
Att-comp-net	37-22-228	34-17-124
Times thrown-yds lost	5-28	0-0
Int-TDs	0-0	1-0
Punts - avg	5-40.8	4-45.5
Penalties-yards	10-79	5-56
Fumbles-lost	2-1	0-0
Time of possession	29:30	30:30

RUSHING

LIONS - McMahon 4-25, Stewart 11-21, Batch 3-12, Schlesinger 4-11, Warren 1-(-2).

BEARS - Allen 25-93, Johnson 5-10, Denson 1-4, Miller 3-1.

RECEIVING

LIONS - Schlesinger 6-40, Stewart 5-97, Warren 3-38, Trejo 3-26, Foster 2-23, Anderson 1-16, Morton 1-10, Waerig 1-6.

BEARS - Booker 9-74, White 2-23, Allen 2-7, Shelton 2-4, Terrell 1-9, Baxter 1-7.

PASSING

LIONS - Batch 28-18-214; McMahon 9-4-42.

BEARS - Miller 34-17-124, 1 INT.

INTERCEPTIONS

LIONS - Westbrook 1-0.

BEARS - None.

SACKS

LIONS - None.

BEARS - Brown 2-12, Colvin 1.5-10.5, Urlacher 1-1, Washington 0.5-4.5.

Game 12

Packers 17, Bears 7

Lambeau Field (59,869)

Sunday, December 9, 2001

CHICAGO	0	0	7	0	7
GREEN BAY	7	0	7	3	17

PACKERS - Freeman 3-yard pass from Favre (Longwell kick) (9-64, 4:29). **BEARS** - Thomas 19 run (3-55, 1:19). **PACKERS** - Green 12 run (Longwell kick) (9-91, 4:42). **PACKERS** - Longwell 27 field goal (8-41, 4:16).

	Bears	Packers
First downs	11	17
Total net yards	189	352
Rushes-yards	19-50	36-167
Att-comp-net	33-18-139	27-15-185
Times thrown-yds lost	0-0	2-22
Int-TDs	1-0	1-1
Punts - avg	7-39.4	7-41.0
Penalties-yards	2-15	4-39
Fumbles-lost	1-0	0-0
Time of possession	23:40	36:20

RUSHING

BEARS - Thomas 15-54, Miller 2-(-3), Johnson 2-(-1).

PACKERS - Green 29-125, Levens 5-26, Driver 1-8, Favre 1-8.

RECEIVING

BEARS - White 5-48, Baxter 5-36, Thomas 4-20, Booker 2-14, Shelton 1-11, Terrell 1-3, Allen 0-7.

PACKERS - Schroeder 3-34, Henderson 3-28, Green 2-49, Freeman 2-36, Bradford 2-30, Franks 2-25, Levens 1-5.

PASSING

BEARS - Miller 33-18-139, 1 INT.

PACKERS - Favre 27-15-207, 1 TD, 1 INT.

INTERCEPTIONS

BEARS - Urlacher 1-41.

PACKERS - None.

SACKS

BEARS - Urlacher 1-11, Daniels 1-11.

PACKERS - None.

Year-in-Review

2001 Game Summaries

Game 13 Bears 27, Bucs 3

Soldier Field (66,944)
Sunday, December 16, 2001

TAMPA BAY	0	3	0	0	3
CHICAGO	3	10	7	7	27

BEARS – Edinger 30 field goal (9-68, 3:49).
BUCS – Gramatica 25 field goal (6-17, 2:44).
BEARS – Booker 2 pass from Miller (Edinger kick) (6-64, 3:14). **BEARS** – Edinger 46 field goal (6-25, 0:58). **BEARS** – Baxter 18 pass from Miller (Edinger kick) (9-69, 5:10). **BEARS** – Thomas 5 run (Edinger kick) (8-51, 4:24).

	Bucs	Bears
First downs	10	21
Total net yards	238	379
Rushes-yards	18-61	40-207
Att-comp-net	40-18-177	29-14-172
Times thrown-yds lost	1-14	3-18
Int-TDs	2-0	1-2
Punts - avg	8-39.9	7-44.3
Penalties-yards	5-36	3-15
Fumbles-lost	3-2	0-0
Time of possession	23:59	36:01

RUSHING

BUCS – Dunn 10-27, Alstott 7-23, Johnson 1-11.

BEARS – Thomas 31-173, Booker 1-13, Johnson 3-11, Allen 2-9, Miller 3-1.

RECEIVING

BUCS – K. Johnson 7-119, Dunn 4-28, Alstott 3-12, Williams 2-18, Moore 2-14.

BEARS – Terrell 3-94, White 3-32, Booker 3-19, Baxter 2-28, Davis 1-8, Thomas 1-5, Shelton 1-4.

PASSING

BUCS – Johnson 40-18-191, 2 INTs.

BEARS – Miller 29-14-190, 2 TDs, 1 INT.

INTERCEPTIONS

BUCS – Abraham 1-18.

BEARS – McQuarters 1-0, Parrish 1-0.

SACKS

BUCS – Rice 2-15, Jones 1-3.

BEARS – Holdman 1-14.

Game 14 Bears 20, Redskins 15

FedEx Field (78,884)
Sunday, December 23, 2001

CHICAGO	3	7	0	10	20
WASHINGTON	7	3	3	2	15

BEARS – Edinger 39 field goal (8-45, 3:06).
REDSKINS – Davis 3 run (Conway kick) (12-57, 5:49). **BEARS** – Johnson 32 run (Edinger kick) (4-54, 1:35). **REDSKINS** – Conway 34 field goal (12-49, 7:02). **REDSKINS** – Conway 26 field goal (12-72, 4:58). **BEARS** – Urlacher 27 pass from Maynard (Edinger kick) (15-78, 7:11). **BEARS** – Edinger 37 field goal (5-22, 2:20). **REDSKINS** – Maynard safety run out back of endzone.

	Bears	Redskins
First downs	14	18
Total net yards	237	293
Rushes-yards	32-112	28-89
Att-comp-net	27-14-125	43-23-204
Times thrown-yds lost	0-0	6-32
Int-TDs	0-0	0-0
Punts - avg	6-36.7	6-41.5
Penalties-yards	1-6	6-38
Fumbles-lost	2-1	2-2
Time of possession	26:21	33:39

RUSHING

BEARS – Thomas 24-82, Johnson 2-34, Allen 2-6, Miller 3-0, Maynard 1-(-10).

REDSKINS – Davis 22-57, Carter 5-28, Banks 1-4.

RECEIVING

BEARS – Booker 7-74, Shelton 2-16, White 2-5, Urlacher 1-27, Terrell 1-4, Thomas 1-(-1).

REDSKINS – Westbrook 7-66, Gardner 6-63, Flemister 2-44, Johnson 2-21, Davis 2-9, Lockett 1-13, Bennett 1-10, Carter 1-9, Metcalf 1-1.

PASSING

BEARS – Miller 26-13-98; Maynard 1-1-27, 1 TD.

REDSKINS – Banks 43-23-236.

INTERCEPTIONS

BEARS – None.

REDSKINS – None.

SACKS

BEARS – Colvin 2-12, Green 1-3, Daniels 1-4, Washington 1-6, Traylor 1-7.

REDSKINS – None.

Year-in-Review

2001 Game Summaries

Game 15

Bears 24, Lions 0

Silverdome (76,076)

Sunday, December 30, 2001

CHICAGO	14	3	0	7	24
DETROIT	0	0	0	0	0

BEARS – Bates 28 pass from Miller (Edinger kick) (5-74, 2:42). **BEARS** – Terrell 20 pass from Miller (Edinger kick) (7-80, 3:18). **BEARS** – Edinger 38 field goal (9-63, 4:27). **BEARS** – Harris 39 interception return (Edinger kick).

	Bears	Lions
First downs	15	19
Total net yards	326	332
Rushes-yards	30-83	14-64
Att-comp-net	30-17-243	52-31-268
Times thrown-yds lost	1-9	6-35
Int-TDs	0-2	3-0
Punts - avg	8-41.6	7-41.7
Penalties-yards	7-68	5-50
Fumbles-lost	0-0	4-2
Time of possession	30:55	29:05

RUSHING

BEARS – Thomas 25-76, Allen 1-11, Miller 4-(-4).

LIONS – Warren 6-19, Detmer 2-18, Cason 2-10, Schlesinger 2-6, Olivo 1-6, Howard 1-5.

RECEIVING

BEARS – Booker 9-115, Bates 4-107, Baxter 2-10, Terrell 1-20, Johnson 1-0.

LIONS – Schlesinger 11-67, Morton 7-95, Sloan 6-65, Emanuel 2-27, Howard 2-23, Warren 2-16, Foster 1-10.

PASSING

BEARS – Miller 30-17-252, 2 TDs.

LIONS – Detmer 51-31-303, 2 INTs; Warren 1-0-0, 1 INT.

INTERCEPTIONS

BEARS – Harris 1-45, Brown 1-0, Holdman 1-0.

LIONS – None.

SACKS

BEARS – Azumah 2-10, Colvin 1-8, Daniels 1-4, Robinson 1-6, Boone 1-7.

LIONS – Porcher 1-9.

Game 16

Bears 33, Jaguars 13

Soldier Field (66,944)

Sunday, January 6, 2002

JACKSONVILLE	0	0	6	7	13
CHICAGO	3	10	10	10	33

BEARS – Edinger 47 field goal (8-35, 3:32). **BEARS** – Johnson 2 run (Edinger kick) (11-54, 5:55). **BEARS** – Edinger 23 field goal (8-38, 1:02). **BEARS** – Terrell 9 pass from Miller (Edinger kick) (2-9, 0:43). **JAGUARS** – McCardell 15 pass from Brunell (kick failed) (7-70, 2:41). **BEARS** – Edinger 25 field goal (9-59, 5:07). **BEARS** – Edinger 22 field goal (6-21, 3:34). **BEARS** – Thomas 2 run (Edinger kick) (7-40, 4:05). **JAGUARS** – Smith 3 pass from Brunell (Holmes kick) (8-73, 3:47).

	Jaguars	Bears
First downs	17	19
Total net yards	237	322
Rushes-yards	16-91	40-169
Att-comp-net	36-19-146	29-19-153
Times thrown-yds lost	4-43	1-6
Int-TDs	3-2	0-1
Punts - avg	5-35.0	3-32.7
Penalties-yards	3-14	3-14
Fumbles-lost	0-0	1-1
Time of possession	24:47	35:13

RUSHING

JAGUARS – Mack 11-66, Joseph 4-19, Brunell 1-6.

BEARS – Thomas 33-160, Johnson 6-10, Miller 1-(-1).

RECEIVING

JAGUARS – McCardell 9-93, Smith 7-63, Joseph 1-19, Brady 1-9, Washington 1-5.

BEARS – Booker 6-37, Bates 4-50, Merritt 2-20, Terrell 2-17, Allen 1-13, Thomas 1-11, Shelton 1-7, Davis 1-5, Baxter 1-(-1).

PASSING

JAGUARS – Brunell 36-19-189, 2 TDs, 3 INTs. **BEARS** – Miller 28-19-159, 1 TD; Booker 1-0-0.

INTERCEPTIONS

JAGUARS – None.

BEARS – Traylor 1-67, Azumah 1-14, Colvin 1-14.

SACKS

JAGUARS – McCree 1-6.

BEARS – Green 1-14, Boone 1-10, Urlacher 1-9, Colvin 1-10.

Year-in-Review

2001 Playoff Summary and Statistics

Eagles 33, Bears 19

Soldier Field (66,944)

Saturday, January 19, 2002

PHILADELPHIA	6	7	7	13	33
CHICAGO	0	7	7	5	19

EAGLES – Akers 34 field goal (12-61, 5:56).
EAGLES – Akers 23 field goal (9-63, 4:05).
BEARS – Merritt 47 run (Edinger kick) (1-62, 0:15). **EAGLES** – Martin 13 pass from McNabb (Akers kick) (11-69, 5:15). **BEARS** – Azumah 39 interception return (Edinger kick). **EAGLES** – Staley 6 pass from McNabb (Akers kick) (5-36, 2:36). **BEARS** – Edinger 38 field goal (11-44, 6:39). **EAGLES** – Akers 40 field goal (11-45, 5:28). **EAGLES** – Akers 46 field goal (4-7, 2:07). **EAGLES** – McNabb 5 run (Akers kick) (3-20, 0:55). **BEARS** – Landeta safety.

	Eagles	Bears
First downs	19	10
Total net yards	336	184
Rushes-yards	31-87	23-111
Att-comp-net	40-26-249	22-11-73
Times thrown-yds lost	2-13	2-16
Int-TDs	1-2	3-0
Punts - avg	4-41.5	5-38.2
Penalties-yards	6-60	1-5
Fumbles-lost	0-0	1-1
Time of possession	36:07	23:53

RUSHING

EAGLES – Staley 18-66, McNabb 8-37, Buckhalter 3-5, Landeta 1-(-20), Reader 1-(-1).
BEARS – Merritt 1-47, Thomas 15-36, White 1-15, Johnson 3-7, Allen 2-7, Matthews 1-(-1).

RECEIVING

EAGLES – Staley 7-54, Thrash 5-73, Lewis 3-32, Martin 3-18, Thomason 2-39, Pinkston 2-19, Mitchell 2-14, Buckhalter 2-13.
BEARS – White 4-30, Booker 2-18, Terrell 2-18, Thomas 1-11, Allen 1-9, Baxter 1-3.

PASSING

EAGLES – McNabb 40-26-262, 2 TDs, 1 INT.
BEARS – Matthews 17-8-66, 2 INT; Miller 5-3-23, 1 INT.

INTERCEPTIONS

EAGLES – Moore 1-18, Cook 1-15, Emmons 1-0.
BEARS – Azumah 1-39.

SACKS

EAGLES – Douglas 1-9, Cook 1-7.
BEARS – Urlacher 1-7, Azumah 1-6.

WON 0, LOST 1

01/19 L 19-33 Philadelphia 66,944

	Bears	Opp
TOTAL FIRST DOWNS	10	19
Rushing	6	6
Passing	2	13
Penalty	2	0
3rd Down: Made/Att	5/14	4/15
3rd Down Pct.	35.7	26.7
4th Down: Made/Att	0/0	1/2
4th Down Pct.	0.0	50.0
POSSESSION AVG.	23:53	36:07
TOTAL NET YARDS	184	336
Avg. Per Game	184.0	336.0
Total Plays	47	73
Avg. Per Play	3.9	4.6
NET YARDS RUSHING	111	87
Avg. Per Game	111.0	87.0
Total Rushes	23	31
NET YARDS PASSING	73	249
Avg. Per Game	73.0	249.0
Sacked Yards Lost	2/16	2/13
Gross Yards	89	262
Att./Completions	22/11	40/26
Completion Pct.	50.0	65.0
Had Intercepted	3	1
PUNTS/AVERAGE	5/38.2	4/41.5
NET PUNTING AVG.	5/38.2	4/38.3
PENALTIES/YARDS	1/5	6/60
FUMBLES/BALL LOST	1/1	0/0
TOUCHDOWNS	2	3
Rushing	1	1
Passing	0	2
Returns	1	0

SCORE BY PERIOD 1 2 3 4 OT Tot

TEAM	0	7	7	5	0	19
OPPONENTS	6	7	7	13	0	33

SCORING TDs: Ru-Pa-Rt K-PAT FG S Pts

Azumah	1	0	0	1			0	6
Merritt	1	1	0	0			0	6
Edinger	0	0	0	0	2/2	1/1	0	5
TEAM	2	1	0	1	2/2	1/1	1	19
OPPONENTS	3	1	2	0	3/3	4/4	0	33

2-Pt. Conversions: TEAM 0-0, OPPONENTS 0-0.

SACKS: Azumah 1.0, Urlacher 1.0, TEAM 2.0, OPPONENTS 2.0

Year-in-Review

2001 Playoff Statistics

RUSHING	No	Yds	Avg	Lg	TD
Merritt	1	47	47.0	47	1
Thomas	15	36	2.4	6	0
White	1	15	15.0	15	0
Allen	2	7	3.5	4	0
Johnson	3	7	2.3	3	0
Matthews	1	-1	-1.0	-1	0
TEAM	23	111	4.8	47	1
OPPONENTS	31	87	2.8	14	1

RECEIVING	No	Yds	Avg	Lg	TD
White	4	30	7.5	12	0
Booker	2	18	9.0	14	0
Terrell	2	18	9.0	11	0
Thomas	1	11	11.0	11	0
Allen	1	9	9.0	9	0
Baxter	1	3	3.0	3	0
TEAM	11	89	8.1	14	0
OPPONENTS	26	262	10.1	43	2

INTERCEPTIONS	No	Yds	Avg	Lg	TD
Azumah	1	39	39.0	39	1
TEAM	1	39	39.0	39	1
OPPONENTS	3	33	11.0	18	0

PASSING	Att	Cmp	Yds	Cmp%	Yd/Att	TD	TD%	Int	Int%	Lg	Sack/Lost	Rating
Miller	17	8	66	47.1	3.88	0	0.0	2	11.8	12	1/ 9	17.9
Matthews	5	3	23	60.0	4.60	0	0.0	1	20.0	14	1/ 7	31.7
TEAM	22	11	89	50.0	4.05	0	0.0	3	13.6	14	2/ 16	21.0
OPPONENTS	40	26	262	65.0	6.55	2	5.0	1	2.5	43	2/ 13	89.8

DEFENSE	Tackles	Solo	Assist	TFL	FF	FR	PD	Sacks-Yds	Int-Yds
Urlacher	11	9	2	0	0	0	0	1-	0-0
McQuarters	9	8	1	0	0	0	1	0-0	0-0
Holdman	8	7	1	0	0	0	0	0-0	0-0
Brown	5	4	0	1	0	0	1	0-0	0-0
Harris	5	4	1	0	0	0	1	0-0	0-0
Colvin	4	3	1	0	0	0	0	0-0	0-0
Daniels	4	3	0	1	0	0	0	0-0	0-0
Parrish	4	2	1	1	0	0	0	0-0	0-0
Traylor	4	1	3	0	0	0	1	0-0	0-0
Green	3	2	1	0	0	0	0	0-0	0-0
Tafoya	3	2	1	0	0	0	0	0-0	0-0
Azumah	2	0	2	0	0	0	1	1-	1-39
Boone	2	1	1	0	0	0	0	0-0	0-0
Robinson	2	1	1	0	0	0	1	0-0	0-0
Powell	1	1	0	0	0	0	0	0-0	0-0
Washington	1	1	0	0	0	0	0	0-0	0-0

SPECIAL TEAMS	Tkls	Solo	Assists	FF	FR	Blk Punt	Blk FG/PAT
Greg Jones	2	2	0	0	0	0	0
Ahmad Merritt	2	2	0	0	0	0	0
Todd McMillon	2	2	0	0	0	0	0
Mike Brown	1	1	0	0	0	0	0
Autry Denson	1	1	0	0	0	0	0
Paul Edinger	1	1	0	0	0	0	0
Bobbie Howard	1	1	0	0	0	0	0
Leon Johnson	1	1	0	0	0	0	0
Carl Powell	1	1	0	0	0	0	0
Larry Whigham	1	1	0	0	0	0	0

PUNTING	No	Yds	Avg	Net	TBIn20	Lg	B
Maynard	5	191	38.2	32.8	0	1	54
TEAM	5	191	38.2	32.8	0	1	54
OPPONENTS	4	166	41.5	38.3	0	1	49

KICKOFF RETURNS	No	Yds	Avg	Lg	TD
Denson	6	120	20.0	24	0
Johnson	2	60	30.0	32	0
TEAM	8	180	22.5	32	0
OPPONENTS	4	84	21.0	30	0

PUNT RETURNS	Ret	FC	Yds	Avg	Lg	TD
Johnson	1	0	3	3.0	3	0
McQuarters	1	1	10	10.0	10	0
TEAM	2	1	13	6.5	10	0
OPPONENTS	2	0	27	13.5	15	0

FIELD GOALS	1-19	20-29	30-39	40-49	50+
Edinger	0/0	0/0	1/1	0/0	0/0
TEAM	0/0	0/0	1/1	0/0	0/0
OPPONENTS	0/0	1/1	1/1	2/2	0/0
Edinger: (38G)					
OPPONENTS: (34G, 23G, 40G, 46G)					

Year-in-Review

2001 NFL Standings

NATIONAL FOOTBALL CONFERENCE

Central Division

	W	L	T	Pct	PF	PA
BEARS	13	3	0	.813	338	203
*Green Bay	12	4	0	.750	390	266
*Tampa Bay	9	7	0	.562	324	280
Minnesota	6	11	0	.312	290	390
Detroit	2	14	0	.125	270	424

Eastern Division

	W	L	T	Pct	PF	PA
Philadelphia	11	5	0	.688	343	208
Washington	8	8	0	.500	256	303
N.Y. Giants	7	9	0	.438	294	321
Arizona	7	9	0	.438	295	343
Dallas	5	11	0	.312	246	338

Western Division

	W	L	T	Pct	PF	PA
St. Louis	14	2	0	.875	503	273
*San Francisco	12	4	0	.750	409	282
New Orleans	7	9	0	.438	333	409
Atlanta	7	9	0	.438	291	377
Carolina	1	15	0	.063	253	410

* Wild Card qualifier for playoffs

AMERICAN FOOTBALL CONFERENCE

Central Division

	W	L	T	Pct	PF	PA
Pittsburgh	13	3	0	.813	352	212
*Baltimore	10	6	0	.625	303	265
Cleveland	7	9	0	.438	285	319
Tennessee	7	9	0	.438	336	388
Jacksonville	6	10	0	.375	294	286
Cincinnati	6	10	0	.375	226	309

Eastern Division

	W	L	T	Pct	PF	PA
New England	11	5	0	.688	371	272
*Miami	11	5	0	.688	344	290
*N.Y. Jets	10	6	0	.625	308	295
Indianapolis	6	10	0	.375	413	486
Buffalo	3	13	0	.188	265	420

Western Division

	W	L	T	Pct	PF	PA
Oakland	10	6	0	.625	399	327
Seattle	9	7	0	.562	301	324
Denver	8	8	0	.500	340	339
Kansas City	6	10	0	.375	320	344
San Diego	5	11	0	.312	332	321

2001 NFL POST-SEASON

NFC Wild Card Playoff Games

PHILADELPHIA 31, Tampa Bay 9
GREEN BAY 25, San Francisco 15

NFC Divisional Playoff Games

Philadelphia 33, CHICAGO 19
ST. LOUIS 45, Green Bay 17

NFC Championship Game

ST. LOUIS 29, Philadelphia 24

AFC Wild Card Playoff Games

Baltimore 20, MIAMI 3
OAKLAND 38, N.Y. Jets 24

AFC Divisional Playoff Games

NEW ENGLAND 16, Oakland 13 (ot)
PITTSBURGH 27, Baltimore 10

AFC Championship Game

New England 24, PITTSBURGH 17

SUPER BOWL XXXVI at Louisiana Superdome, New Orleans, Louisiana

New England (AFC) 20, St. Louis (NFC) 17

AFC-NFC PRO BOWL at Aloha Stadium, Honolulu, Hawaii

AFC 38, NFC 30

- New England finished ahead of Miami based on better division record (6-2 to Dolphins' 5-3).
- Baltimore was second wild card ahead of N.Y. Jets based on better record against common opponents (3-2 to Jets' 2-2).
- Cleveland finished ahead of Tennessee based on better division record (5-5 to Titans' 3-7).
- Jacksonville finished ahead of Cincinnati based on head-to-head record (2-0).
- N.Y. Giants finished ahead of Arizona based on head-to-head record (2-0).
- Green Bay was first wild card ahead of San Francisco based on better conference record (9-3 to 49ers' 8-4).
- New Orleans finished ahead of Atlanta based on better division record (4-4 to Falcons' 3-5).

Blocked Extra Point

- By Bears — Terry Cousin, at Detroit, 11/15/98 (Jason Hanson kicker)
 By Opp. — Dale Carter, at Kansas City, 11/21/93 (Kevin Butler kicker)

Blocked Field Goal

- By Bears — James Williams, vs. Detroit, 9/24/00 (Jason Hanson 32-yard attempt)
 By Opp. — Kevin Carter, at St. Louis, 12/14/97 (Jeff Jaeger 22-yard attempt)

Blocked Field Goal for TD

- By Bears — Virgil Livers, vs. Oakland, 10/1/78 (Mike Spivey returned 71 yards for TD)
 By Opp. — Never

Blocked Punt

- By Bears — Ricky Bell, at Arizona, 10/11/98 (Scott Player punter)
 By Opp. — Mark Logan, vs. Miami, 11/24/91 (Maury Buford punter)

Blocked Punt for TD

- By Bears — Anthony Marshall, at Tampa Bay, 9/17/95 (Returned 11 yards for TD)
 By Opp. — Eric Howard, vs. New York Giants, 9/14/87 (Tom Flynn recovered in endzone)

Deflected Field Goal (kick is missed but advances beyond line of scrimmage)

- By Bears — James Williams, vs. San Francisco, 10/28/01 (Jose Cortez 44-yard attempt)
 By Opp. — Mark Spindler, at Detroit, 11/15/98 (Jeff Jaeger 43-yard attempt)

Deflected Punt (punt advances beyond line of scrimmage)

- By Bears — Never
 By Opp. — Jeff Gooch, vs. Tampa Bay, 11/29/98 (Mike Horan punter; 5-yard punt, 23-yard return for TD by Ronde Barber)

Fake Field Goal for TD

- By Bears — Brad Maynard 27-yard pass to Brian Urlacher, at Washington, 12/23/01
 By Opp. — John Kidd 2-yard run, at San Diego, 11/14/93

Fumble Returned for TD

- By Bears — Brian Urlacher, at Atlanta, 10/7/01, 90 yards
 By Opp. — Courtney Brown, vs. Cleveland, 11/4/01, 25 yards

Intercepted Pass Returned for TD

- By Bears — Walt Harris, at Detroit, 12/30/01, 39 yards
 By Opp. — Zack Bronson, vs. San Francisco, 10/28/01, 97 yards

Kickoff Returned for TD

- By Bears — Glyn Milburn, at Green Bay, 12/13/98, 94 yards
 By Opp. — Don Beebe, vs. Green Bay, 10/6/96, 90 yards

Linebacker Scored TD

- By Bears — Brian Urlacher, at Washington, 12/23/01, 27-yard reception
 By Opp. — Julian Peterson, vs. San Francisco, 10/28/01, 26-yard fumble return

Missed Extra Point (kick not blocked)

- By Bears — Chris Boniol, at St. Louis, 12/26/99, wide left
 By Opp. — Mike Hollis, vs. Jacksonville, 1/6/02, hit right upright

Missed Field Goal Returned

- By Bears — Anthony Marshall, vs. St. Louis, 12/8/96, 12 yards
 By Opp. — Never

Offensive Lineman Caught a Pass

- By Bears — Marcus Spears, at New Orleans, 10/13/96, 1 yard touchdown
 By Opp. — Chris Hinton, vs. Atlanta, 10/3/93, -8 yards

Offensive Lineman Scored TD

- By Bears — Marcus Spears, at New Orleans, 10/13/96, (1 yard touchdown reception)
 By Opp. — (None since at least 1962)

Defensive Lineman Scored TD

- By Bears — Shawn Lee (DE), at Atlanta, 11/22/98 (15-yard fumble return)
 By Opp. — Courtney Brown, vs. Cleveland, 11/4/01 (25-yard fumble return)

Muff Recovered for TD

- By Bears — Michael Lowery, vs. St. Louis, 12/8/96 (muffed punt recovered in endzone)
 By Opp. — Never

Regular season games only

Records

The Last Time . . .

Punt Returned for TD

- By Bears — Glyn Milburn, at Tampa Bay, 9/20/98, 88 yards
 By Opp. — Ronde Barber, vs. Tampa Bay, 11/29/98, 23 yards

Recovered Own Onside Kick

- By Bears — Bobbie Howard, vs. Cleveland, 11/4/01 (4th quarter, Paul Edinger kicker)
 By Opp. — Ratcliff Thomas, vs. Indianapolis, 11/5/00 (4th quarter, Danny Kight kicker)

Safety

- By Bears — TEAM (punt snapped out of end zone), vs. San Francisco, 10/28/01
 — John Thierry, at Tampa Bay, 9/20/98 (sacked Trent Dilfer out of end zone)
 By Opp. — TEAM (Brad Maynard ran out of end zone), at Washington, 12/23/01
 — Kerry Goode, at Tampa Bay, 11/20/88

Shutout

- By Bears — at Detroit, 12/30/01, 24-0
 By Opp. — at San Francisco, 12/17/00, 17-0

3 TDs

- By Bears — Marty Booker, at Tampa Bay, 11/18/01 (3 receiving)
 By Opp. — Daunte Culpepper, at Minnesota, 9/3/00 (3 rushing)

3 TDs Rushing

- By Bears — Rashaan Salaam, vs. Tampa Bay, 12/17/95
 By Opp. — Daunte Culpepper, at Minnesota, 9/3/00

3 TDs Receiving

- By Bears — Marty Booker, at Tampa Bay, 11/18/01
 By Opp. — Cris Carter, vs. Minnesota, 11/14/99

3 TD Passes

- By Bears — Jim Miller, at Tampa Bay, 11/18/01
 By Opp. — Daunte Culpepper, vs. Minnesota, 10/15/00

4 TDs Rushing

- By Bears — Bobby Douglass, at Green Bay, 11/4/73
 By Opp. — Jim Taylor, vs. Green Bay, 11/4/62

4 TDs Receiving

- By Bears — Mike Ditka, at LA Rams, 10/13/63
 By Opp. — Never

4 TD Passes

- By Bears — Cade McNown, vs. Detroit, 12/19/99
 By Opp. — Randall Cunningham, at Minnesota, 12/6/98

4 Field Goals

- By Bears — Paul Edinger, vs. Jacksonville, 1/6/02 (4 for 4)
 By Opp. — Jason Hanson, vs. Detroit, 9/14/97 (4 for 4)

5 TD Passes

- By Bears — Ray Buivid, vs. Chicago Cardinals, 12/5/37
 By Opp. — Brett Favre, at Green Bay, 11/12/95

5 Field Goals

- By Bears — Mac Percival, at Philadelphia, 10/20/68 (5 for 5)
 By Opp. — Gary Anderson, at Minnesota, 10/10/99 (5 for 5)

100-yards Rushing

- By Bears — Anthony Thomas, vs. Jacksonville, 1/6/02 (160 yards on 33 carries)
 By Opp. — Ahman Green, at Green Bay, 12/9/01 (125 yards on 29 carries)

100-yards Receiving

- By Bears — Marty Booker (9-115), D'Wayne Bates (4-107), at Detroit, 12/30/01
 By Opp. — Keyshawn Johnson, vs. Tampa Bay, 12/16/01 (119 yards on 7 receptions)

10 Catches

- By Bears — James Allen, vs. Green Bay, 12/3/00 (11-93)
 By Opp. — Cory Schlesinger (11-67), at Detroit, 12/30/01

100-yards Rushing and Receiving

- By Bears — Walter Payton (104 rush, 102 rec), at LA Rams, 12/26/82
 By Opp. — Never (according to Elias Sports Bureau)

Regular season games only

* NFL Record

† Tied NFL Record

10 Receptions and 10 Carries

- By Bears — James Allen, vs. Green Bay, 12/3/00 (17 carries, 11 rec.)
 By Opp. — Marshall Faulk, at St. Louis, 12/26/99 (10 carries, 12 rec.)

Two 100-yard Rushers

- By Bears — Walter Payton (107) and Matt Suhey (102), vs. Detroit, 11/10/85
 By Opp. — Norris Weese (120) and Ottis Armstrong (116), vs. Denver, 12/12/76

Two 100-yard Receivers

- By Bears — Marty Booker (9-115), D'Wayne Bates (4-107), at Detroit, 12/30/01
 By Opp. — Randy Moss (12-204) and Cris Carter (9-141), vs. Minnesota, 11/14/99

Two 10 Catch Receivers

- By Bears — Marcus Robinson (11-170) and Bobby Engram (10-94), vs. Detroit, 12/19/99
 By Opp. — Warrick Dunn (12-138) and Keyshawn Johnson (12-89), at Tampa Bay, 11/18/01

Three 100-yard Receivers

- By Bears — Never
 By Opp. — George Farmer (9-183), Preston Dennard (5-122), Wendell Tyler (8-102) at Rams 12/26/82

200-yards Rushing

- By Bears — Walter Payton, vs. Minnesota, 11/20/77 (275 yards on 40 carries)
 By Opp. — Earl Campbell, vs. Houston, 11/16/80 (206 yards on 31 carries)

200-yards Receiving

- By Bears — Johnny Morris, at Dallas, 11/18/62 (201 yards on 10 receptions)
 By Opp. — Terrell Owens, at San Francisco, 12/17/00 (283 yards on 20 receptions)

300-yards Passing

- By Bears — Shane Matthews, vs. Cleveland, 11/4/01 (30 of 50 for 357 yards; 2 TDs, 3 INT)
 By Opp. — Ty Detmer, at Detroit, 12/30/01 (31 of 51 for 303; 2 INTs)

400-yards Passing

- By Bears — Jim Miller, vs. Minnesota, 11/14/99 (34 of 48 for 422 yards; 3 TDs, 1 INT)
 By Opp. — Jeff Garcia, at San Francisco, 12/17/00 (36 of 44 for 402; 2 TDs)

Back-to-back 100-yard Rushing Games

- By Bears — Anthony Thomas, at Cincinnati, 10/21/01 (22-188); vs. San Fran., 10/28/01 (27-127)

Back-to-back 100-yard Receiving Games

- By Bears — Marcus Robinson, vs. Minnesota, 11/14/99 (7-148); at San Diego, 11/21/99 (6-163)

Back-to-back 300-yard Passing Games

- By Bears — Jim Miller, vs. Minnesota, 11/14/99 (422); at San Diego, 11/21/99 (357)

SHUTOUTS

The Bears have been involved in 188 shutouts in their 82-year history. Chicago won 115 of the shutouts and lost 56, while 17 of the blankings resulted in a 0-0 tie (all before 1933). After closing the '80s with a 26-0 loss in San Francisco, the Bears had scored in 166 consecutive games (including 5 in the playoffs) before getting blanked by the Bucs on Sept. 10, 2000. There were two shutouts during the 2001 season, both Chicago wins.

By Month:

September	10-12-4
October	43-15-4
November	43-14-4
December	17-14-5
January	2-1-0

TOTAL 115-56-17

At home: 67-22-10

On the road: 48-34-7

By Decade:

1920-29	48-15-13
1930-39	25-10-4
1940-49	12-2-0
1950-59	2-1-0
1960-69	5-11-0
1970-79	7-11-0
1980-89	10-4-0
1990-99	4-0-0
2000-01	2-2-0
TOTAL	115-56-17

The above breakdowns include playoff games; the Bears are 4-1 in post-season shutouts.

Records

Bears Rookie Season Records

— SCORING —

Points

- 144* Kevin Butler, 1985 (51 XPs, 31 FGs)
- 132 Gale Sayers, 1965 (22 TDs)
- 84 *Paul Edinger, 2000 (21 XPs, 21 FGs)*
- 72 Harlon Hill, 1954
- Mike Ditka, 1961

Touchdowns

- 22* Gale Sayers, 1965
- 12 Harlon Hill, 1954
- Mike Ditka, 1961

Field Goals

- 31 Kevin Butler, 1985
- 21 *Paul Edinger, 2000*
- 13 Bob Thomas, 1975
- Mac Percival, 1967

— RUSHING —

Attempts

- 296 Rashaan Salaam, 1995
- 278 *Anthony Thomas, 2001*
- 196 Walter Payton, 1975

Yards

- 1,183 *Anthony Thomas, 2001*
- 1,074 Rashaan Salaam, 1995
- 1,004 Beattie Feathers, 1934
- 867 Gale Sayers, 1965

Touchdowns

- 14 Gale Sayers, 1965
- 10 Rashaan Salaam, 1995
- 8 Beattie Feathers, 1934
- Hugh Gallarneau, 1941

— PASSING —

Attempts

- 235 Cade McNown, 1999
- 210 Jim McMahon, 1982
- 148 Bobby Douglass, 1969

Completions

- 127 Cade McNown, 1999
- 120 Jim McMahon, 1982
- 68 Bobby Douglass, 1969

Yards

- 1,501 Jim McMahon, 1982
- 1,465 Cade McNown, 1999
- 1,087 Zeke Bratkowski, 1954

Touchdowns

- 9 Jim McMahon, 1982
- 8 Cade McNown, 1999
- Zeke Bratkowski, 1954
- 6 Bob Avellini, 1975
- Johnny Lujack, 1948

— RECEIVING —

Receptions

- 56 Mike Ditka, 1961
- 45 Harlon Hill, 1954
- 40 Willie Gault, 1983

Yards

- 1,124 Harlon Hill, 1954
- 1,076 Mike Ditka, 1961
- 836 Willie Gault, 1983

Touchdowns

- 12 Harlon Hill, 1954
- Mike Ditka, 1961
- 8 Willie Gault, 1983

— INTERCEPTIONS —

Interceptions

- 10 Mark Carrier, 1990
- 8 Johnny Lujack, 1948
- 7 Charlie Sumner, 1955

— PUNTS —

Punts

- 83 Dave Finzer, 1984
- 57 Fred Morrison, 1950
- 55 Todd Sauerbrun, 1995

Average

- 44.8 George Gulyanics, 1947
- 43.3 Sid Luckman, 1939
- Fred Morrison, 1950

— PUNT RETURNS —

Returns

- 57* Lew Barnes, 1986
- 43 Jeff Fisher, 1981
- 42 Virgil Livers, 1975

Yards

- 509 Jeff Fisher, 1981
- 482 Lew Barnes, 1986
- 456 Virgil Livers, 1975

— KICKOFF RETURNS —

Returns

- 29 Brian Baschnagel, 1976
- 27 Ike Hill, 1973
- 26 Jack Cameron, 1984

Yards

- 754 Brian Baschnagel, 1976
- 660 Gale Sayers, 1965
- 638 Ike Hill, 1973

Bears Post-Season Records

Listed below are *leaders* in the Bears' post-season record book. For a complete list (three players deep) see the Bears' Post-Season Media Guide.

GAMES	played.....13.....Mark Bortz started.....12.....Bortz, Hilgenberg, Singletary, Van Horne
POINTS	career.....74.....Kevin Butler, 1985-95 game.....15.....Jack Manders, vs. Wash, 12/12/37
TDs	career.....4.....(3 times) Last: Dennis McKinnon, 1983-85; 87-89 game.....2.....(11 times) Last: Jim McMahon, vs. NE, 1/26/86
FGs	career.....16.....Kevin Butler, 1985-95 game.....3.....(4 times) Last: Kevin Butler, vs. NO, 1/6/91
RUSHES	career.....180.....Walter Payton, 1975-87 game.....27.....(2 times) Last: Neal Anderson, vs. NO, 1/6/91
Rush Yds	career.....632.....Walter Payton, 1975-87 game.....119.....George McAfee, vs. GB, 12/14/41
Rush TDs	career.....4.....Norm Standlee, 1941 game.....2.....(5 times) Last: Jim McMahon, vs. NE, 1/26/86
PASSES	career.....127.....Jim McMahon, 1982-88 game.....44.....Jim Harbaugh, vs. Dal, 12/29/91
Completions	career.....70.....Jim McMahon, 1982-88 game.....22.....Jim Harbaugh, vs. Dal, 12/29/91
Pass Yds	career.....967.....Jim McMahon, 1982-88 game.....286.....Sid Luckman, vs. Wash, 12/26/43
Pass TDs	career.....9.....Sid Luckman, 1939-50 game.....5.....Sid Luckman, vs. Wash, 12/26/43
Interceptions	career.....5.....Mike Tomczak, 1985-90 game.....4.....Bob Avellini, at Dal, 12/26/77
RECEPTIONS	career.....22.....Walter Payton, 1975-87 game.....9.....Tom Waddle, vs. Dal, 12/29/91
Rec. Yds	career.....454.....Willie Gault, 1983-87 game.....129.....Willie Gault, vs. NE, 1/26/86
Rec. TDs	career.....4.....Dennis McKinnon, 1983-85; 87-89 game.....2.....(3 times) Last: Dennis McKinnon, vs. NYG, 1/5/86
PUNTS	career.....29.....Maury Buford, 1985-86; 89-91 game.....10.....(2 times) Last: Maury Buford, vs. LA Rams, 1/12/86
Punting Yds	career.....1,112.....Maury Buford, 1985-86; 89-91 game.....398.....Keith Molesworth, vs. NYG, 12/17/33
PUNT RET.	career.....11.....Keith Ortego, 1985-87 game.....6.....George McAfee, at LA Rams, 12/17/50
PR Yds	career.....108.....George McAfee, 1940-41; 45-50 game.....81.....Hugh Gallarneau, vs. GB, 12/14/41
PR TDs	career.....1.....(2 times) Last: Shaun Gayle, vs. NYG, 1/5/86
KICK RET.	career.....17.....Dennis Gentry, 1982-92 game.....7.....Don Bingham, at NYG, 12/30/56
KOR Yds	career.....435.....Dennis Gentry, 1982-92 game.....127.....Dennis Gentry, vs. Wash, 1/3/87
KOR TDs	career.....None
INTERCEPTIONS	career.....4.....George McAfee, 1940-41; 45-50; Clyde Turner, 1940-52 game.....2.....(6 times) Last: Gary Fencik, at SF, 1/5/85
Int. Yds	career.....68.....George McAfee, 1940-41; 45-50 game.....61.....Larry Morris, vs. NYG, 12/29/63
Int. TDs	career.....1.....(5 tied) Last: Jerry Azuman, 2001
SACKS	career.....10.5.....Richard Dent, 1983-93; 95 (since 1970) game.....3.5.....Richard Dent, vs. NYG, 1/5/86

Records

Individual Records

- SERVICE -

PLAYER

Pro Bowls (years are when Pro Bowl was played)

- 10 Mike Singletary, 1984-93
- 9 Walter Payton, 1976; 78-81; 84-87
- 8 Bill George, 1955-62
- Doug Atkins, 1958-64; 66
- Dick Butkus, 1966-73

Seasons

- 14 Bill George, 1952-65
- Doug Buffone, 1966-79
- 13 George Trafton, 1920-32
- Clyde (Bulldog) Turner, 1940-52
- Jim Osborne, 1972-84
- Walter Payton, 1975-87
- Steve McMichael, 1981-93
- Keith Van Horne, 1981-93
- 12 Last: Richard Dent, 1983-93; 95

Games

- 191 Steve McMichael, 1981-93
- 190 Walter Payton, 1975-87
- 186 Doug Buffone, 1966-79

Starts

- 184 Walter Payton, 1975-87
- 172 Mike Singletary, 1981-92
- 169 Keith Van Horne, 1981-93

Consecutive games

- 191 Steve McMichael, 1981-93
- 186 Walter Payton, 1975-87
- 179 Mike Hartenstine, 1975-86

COACH

Seasons

- 40* George Halas, 1920-29; 33-42; 46-55; 58-67
- 11 Mike Ditka, 1982-92
- 6 Dave Wannstedt, 1993-98
- 4 Hunk Anderson / Luke Johnsos (co-coaches), 1942-45
- Jim Dooley, 1968-71
- Neill Armstrong, 1978-81

Consecutive seasons

- 11 Mike Ditka, 1982-92
- 10 George Halas, 1920-29
- George Halas, 1933-42
- George Halas, 1946-55
- George Halas, 1958-67
- 6 Dave Wannstedt, 1993-1998
- 4 Anderson/Johnsos, 1942-45
- Jim Dooley, 1968-71
- Neill Armstrong, 1978-81

- SCORING -

POINTS

Lifetime

- 1,116 Kevin Butler, 1985-95 (387 XP, 243 FG)
- 750 Walter Payton, 1975-87 (125 TD)
- 629 Bob Thomas, 1975-84 (245 XP, 128 FG)

Season

- 144 Kevin Butler, 1985 (51 XP, 31 FG)
- 132 Gale Sayers, 1965 (22 TD)
- 120 Kevin Butler, 1986 (36 XP, 28 FG)

Game

- 36 Gale Sayers, vs. SF, 12/12/65 (6 TD)
- 24 Last: Bobby Douglass, at GB, 11/4/73

Consecutive games

- 83 George Blanda, 10/28/51-11/9/58
- 66 Kevin Butler, 9/9/90-9/12/94
- 55 Bob Thomas, 12/2/79-12/16/84

TOUCHDOWNS

(Rushes-receptions-returns)

Lifetime

- 125 Walter Payton, 1975-87 (110-15-0)
- 71 Neal Anderson, 1986-93 (51-20-0)
- 59 Rick Casares, 1955-64 (49-10-0)

Season

- 22 Gale Sayers, 1965 (14-6-2)
- 16 Walter Payton, 1977; 1979 (14-2-0)
- 15 Neal Anderson, 1989 (11-4-0)

Game

- 6† Gale Sayers, vs. SF, 12/12/65 (4-1-1)
- 4 Last: Bobby Douglass, at GB, 11/4/73 (4-0-0)

Consecutive games

- 8 Rick Casares, 11/1/59-9/25/60
- 7 Ken Kavanaugh, 11/2-12/14/47
- Willie Galimore, 9/28-11/9/58
- Gale Sayers, 10/26-12/6/69
- Walter Payton, 10/3-11/14/76
- Curtis Conway, 9/24-11/12/95

EXTRA POINTS MADE

Lifetime

- 387 Kevin Butler, 1985-95
- 247 George Blanda, 1949-58
- 245 Bob Thomas, 1975-84

Season

- 52 Roger Leclerc, 1965
- 51 Kevin Butler, 1985
- 45 George Blanda, 1956
- Kevin Butler, 1995

Game

- 8 Bob Snyder, at NYG, 11/14/43
- 7 Last: Bob Thomas, vs. GB, 12/7/80

EXTRA POINT ATTEMPTS

Lifetime

- 397 Kevin Butler, 1985-95
- 268 Bob Thomas, 1975-84
- 250 George Blanda, 1949-58

Season

- 52 Ray (Scooter) McLean, 1947
- Roger Leclerc, 1965
- 51 Kevin Butler, 1985
- 47 George Blanda, 1956

Game

- 9 Bob Thomas, vs. GB, 12/7/80
- 8 Bob Snyder, at NYG, 11/14/43
- George Blanda, vs. Balt, 10/21/56
- Roger Leclerc, at Balt, 11/25/62

CONSECUTIVE EXTRA POINTS

Lifetime

- 156 George Blanda, 10/28/51-10/21/56
- 143 Mac Percival, 11/19/67-11/4/73
- 77 Kevin Butler, 11/21/93-12/24/95

Season

- 52 Roger Leclerc, 1965
- 51 Kevin Butler, 1985
- 45 Kevin Butler, 1995

Game

- 8 Bob Snyder, at NYG, 11/14/43
- 7 Last: Bob Jencks, at Rams, 10/13/63

FIELD GOALS MADE

Lifetime

- 243 Kevin Butler, 1985-95
- 128 Bob Thomas, 1975-84
- 99 Mac Percival, 1967-73

Season

- 31 Kevin Butler, 1985
- 28 Kevin Butler, 1986
- 27 Kevin Butler, 1993

Game

- 5 Roger Leclerc, vs. Det, 12/3/61
- Mac Percival, at Phil, 10/20/68
- 4 Last: Paul Edinger, vs. JAX, 1/6/02

Long

- 55 Bob Thomas, 11/23/75
- Kevin Butler, 10/25/93; 12/12/93
- 54 Kevin Butler, 11/14/93
- Paul Edinger, 12/24/00

50+ Yards (lifetime)

- 16 Kevin Butler, 1985-95
- 4 Bob Thomas, 1975-84
- 3 Jeff Jaeger, 1996-98

50+ Yards (season)

- 5 Kevin Butler, 1993
- 4 Kevin Butler, 1990
- 2 Paul Edinger, 2000

FIELD GOAL ATTEMPTS

Lifetime

- 333 Kevin Butler, 1985-95
- 205 Bob Thomas, 1975-84
- 201 George Blanda, 1949-58

Season

- 41 Kevin Butler, 1986
- 38 Kevin Butler, 1985
- 37 Kevin Butler, 1990

Game

- 7 Roger Leclerc, vs. GB, 11/17/63
- 6 George Blanda, at Rams, 11/3/57
- Kevin Butler, at Min 9/19/85;
- vs. Phil, 9/14/86; at GB, 11/8/87

CONSECUTIVE FIELD GOALS

Lifetime

- 24 Kevin Butler, 10/16/88-12/3/89
- 21 Jeff Jaeger, 11/3/96-11/16/97
- 18 Kevin Butler, 9/14-11/16/86

Game (no misses)

- 5 Roger Leclerc, vs. Det, 12/3/61
- Mac Percival, at Phil, 10/20/68
- 4 Last: Paul Edinger, vs. JAX, 1/6/02

Games

- 13 Kevin Butler, 11/10/85-10/12/86
- Kevin Butler, 9/9-12/9/90
- 12 George Blanda, 11/11/56-11/3/57
- 10 George Blanda, 11/14/54-11/20/55
- Mac Percival, 10/13/68-12/15/68
- Paul Edinger, 10/1-12/10/00

FIELD GOAL PCT.

Lifetime (25+ attempts)

- 81.0 Paul Edinger, 2000-01 (47 of 58)
- 75.9 Jeff Jaeger, 1996-99, (63 of 83)
- 72.9 Kevin Butler, 1985-95, (243 of 333)

Season (10+)

- 83.9 Paul Edinger, 2001, (26 of 31)
- 82.6 Jeff Jaeger, 1996, (19 of 23)
- 81.6 Kevin Butler, 1985, (31 of 38)

TWO-POINT CONVERSIONS (Since 1994)

Lifetime

- 1 Darnell Autry, 1997
- Curtis Conway, 1993-99
- Bobby Ingram, 1996-99
- Jim Flanigan, 1994-99
- Jeff Graham, 1994-95
- Cade McNown, 1999-2000
- Rick Mirer, 1997
- Chris Penn, 1998
- Ricky Proehl, 1997
- Anthony Thomas, 2001

Season (same as "Lifetime")

Game (same as "Lifetime")

Records

Individual Records

SAFETIES

Lifetime

- 3 Steve McMichael, 1981-93

- RUSHING -

ATTEMPTS

Lifetime

- 3,838* Walter Payton, 1975-87
1,515 Neal Anderson, 1986-93
1,386 Rick Casares, 1955-64

Season

- 381 Walter Payton, 1984
369 Walter Payton, 1979
339 Walter Payton, 1977; 1981

Game

- 40 Walter Payton, vs. Min, 11/20/77
39 Walter Payton, at Buf, 10/7/79
38 Walter Payton, at Dal, 11/26/81

YARDS GAINED

Lifetime

- 16,726* Walter Payton, 1975-87
6,166 Neal Anderson, 1986-93
5,657 Rick Casares, 1955-64

Season

- 1,852 Walter Payton, 1977
1,684 Walter Payton, 1984
1,610 Walter Payton, 1979

Game

- 275 Walter Payton, vs. Min, 11/20/77
205 Walter Payton, at GB, 10/30/77
Gale Sayers, at GB, 11/3/68
197 Gale Sayers, vs. Min, 12/18/66

Long

- 86 Bill Osmanski, (TD) 10/15/39
85 Pete Stinchcomb, (TD) 11/20/21
82 Beattie Feathers, (TD) 10/10/34

1,000 YARDS

Seasons

- 10* Walter Payton, 1976-81; 1983-86
3 Neal Anderson, 1988-90
2 Gale Sayers, 1966; 1969

Consecutive seasons

- 6 Walter Payton, 1976-81
4 Walter Payton, 1983-86
3 Neal Anderson, 1988-90

200-YARD GAMES

Lifetime

- 2 Walter Payton, 1975-87
1 Gale Sayers, 1965-71

Season

- 2 Walter Payton, 1977
1 Gale Sayers, 1968

100-YARD GAMES

Lifetime

- 77* Walter Payton, 1975-87
20 Gale Sayers, 1965-71
14 Neal Anderson, 1986-93

Season

- 10 Walter Payton, 1977; 1985
9 Walter Payton, 1979; 1984
8 Walter Payton, 1980

Consecutive games

- 9 Walter Payton, 10/13-12/8/85
6 Walter Payton, 9/9-10/14/84
5 Walter Payton, 11/13-12/11/77

AVERAGE GAIN

Lifetime (250+ attempts)

- 6.6 Bobby Douglass, 1969-75
5.8 Beattie Feathers, 1934-37
5.0 Gale Sayers, 1965-71

Season (100+)

- 9.9* Beattie Feathers, 1934
6.9 Bobby Douglass, 1972
6.2 Gale Sayers, 1968

Game (10+)

- 11.8 Joe Maniaci, at Pit, 10/2/39
11.6 Gale Sayers, vs. Min, 12/18/66
11.2 Rick Casares, vs. Det, 12/16/56

TOUCHDOWNS

Lifetime

- 110 Walter Payton, 1975-87
51 Neal Anderson, 1986-93
49 Rick Casares, 1955-64

Season

- 14 Walter Payton, 1977; 1979
Gale Sayers, 1965
13 Walter Payton, 1976
12 Rick Casares, 1956
Neal Anderson, 1988

Game

- 4 Rick Casares, at SF, 10/28/56;
vs. Pitt, 12/6/59
Gale Sayers, vs. SF, 12/12/65
Bobby Douglass, at GB, 11/4/73
3 Last: Rashaan Salaam, vs. TB, 12/17/95

Consecutive games

- 7 Gale Sayers, 10/26-12/6/69
Walter Payton, 10/3-11/14/76
6 Beattie Feathers, 9/30-10/28/34
Johnny Lujack, 10/1-11/12/50
Rick Casares, 11/1-12/6/59
Gale Sayers, 11/14-12/19/65
5 Last: Neal Anderson, 10/7-11/11/90

* NFL Record

† Tied NFL Record

Individual Records

- PASSING -

QB RATING

Lifetime (400+ attempts)

- 80.7 Erik Kramer, 1994-98
- 80.4 Jim McMahon, 1982-88
- 75.1 Shane Matthews, 1996, 1999-2001

Season (100+ attempts)

- 107.8 Sid Luckman, 1943
- 97.8 Jim McMahon, 1984
- 95.5 Sid Luckman, 1941
- 93.5 Erik Kramer, 1995

ATTEMPTS

Lifetime

- 1,759 Jim Harbaugh, 1987-93
- 1,744 Sid Luckman, 1939-50
- 1,557 Erik Kramer, 1994-98

Season

- 522 Erik Kramer, 1995
- 478 Jim Harbaugh, 1991
- 477 Erik Kramer, 1997

Game

- 60 Erik Kramer, vs. NY Jets, 11/16/97
- 57 Bill Wade, at Wash, 10/25/64
- 52 Johnny Lujack, at NYG, 10/23/49

COMPLETIONS

Lifetime

- 1,023 Jim Harbaugh, 1987-93
- 913 Erik Kramer, 1994-98
- 904 Sid Luckman, 1939-50

Season

- 315 Erik Kramer, 1995
- 275 Jim Harbaugh, 1991
- Erik Kramer, 1997
- 228 Jim Miller, 2001**
- 225 Bill Wade, 1962

Game

- 34 Jim Miller, vs. Min, 11/14/99**
- 33 Bill Wade, at Wash, 10/25/64
- 32 Erik Kramer, at Miami, 10/27/97
- Erik Kramer, vs. NY Jets, 11/16/97

Consecutive

- 15 Shane Matthews, vs. NE, 12/10/00
- 14 Steve Walsh, at Min, 12/1/94
- 13 Rudy Bukich, 11/22-11/26/64
- Jim Harbaugh, at GB, 10/23/92

Long

- 98 Bill Wade, at Det, 10/8/61 (TD to Farrington)
- 93 Jack Concannon, vs. StL, 11/19/67 (TD to Gordon)
- 91 Ed Brown, vs. SF, 10/16/60 (TD to Dewveall)

COMPLETION PERCENTAGE

Lifetime (300+ completions)

- 61.1 Shane Matthews, 1996, 99-01 (366 of 599)
- 59.1 Jim Miller, 1998-2001 (385 of 651)**
- 58.6 Erik Kramer, 1994-98 (913 of 1,557)

Season (75+)

- 65.1 Shane Matthews, 2001 (84 of 129)
- 63.2 Jim Miller, 1999 (110 of 174)**
- 62.7 Erik Kramer, 1994 (99 of 158)

Game (10+)

- 90.0 Jim Harbaugh, at Rams, 1/2/94 (9 of 10)
- 86.7 Bob Williams, vs. Dal, 10/12/52 (13 of 15)
- 83.3 Gene Ronzani, vs. Det, 10/22/44 (10 of 12)
- Ed Brown, at Det, 11/20/55 (15 of 18)
- Bill Wade, vs. Balt, 11/8/64 (10 of 12)

YARDS

Lifetime

- 14,686 Sid Luckman, 1939-50
- 11,567 Jim Harbaugh, 1987-93
- 11,203 Jim McMahon, 1982-88

Season

- 3,838 Erik Kramer, 1995
- 3,172 Bill Wade, 1962
- 3,121 Jim Harbaugh, 1991

Game

- 468 Johnny Lujack, 12/11/49
- 466 Bill Wade, 11/18/62
- 433 Sid Luckman, 11/14/43

300-YARD GAMES

Lifetime

- 9 Bill Wade, 1961-66
- 7 Erik Kramer, 1994-98
- 4 George Blanda, 1949-58
- 3 Sid Luckman, 1939-50
- Johnny Lujack, 1948-51
- Vince Evans, 1977-83

Season

- 4 Bill Wade, 1962
- 3 Bill Wade, 1961
- Erik Kramer, 1995

Consecutive games

- 2 Sid Luckman, 10/12-10/19/47
- George Blanda, 10/17-10/24/54
- Bill Wade, 10/14-10/21/62; 11/18-11/25/62
- Jim Miller, 11/14-11/21/99**

STACKED AGAINST SACKS

The Bears' O-line allowed 17 sacks in 2001, the fewest in the NFL and more than 21 below the NFL average (38.6) and 17 less than the team permitted in 2000 (34). The Bears attempted 528 passes in 2001, translating to only one sack for every 31 attempts.

Records

Individual Records

TOUCHDOWN PASSES

Lifetime

- 137 Sid Luckman, 1939-50
- 68 Bill Wade, 1961-66
- 67 Jim McMahon, 1982-88

Season

- 29 Erik Kramer, 1995
- 28 Sid Luckman, 1943
- 24 Sid Luckman, 1947

Game

- 7* Sid Luckman, at NYG, 11/14/43
- 6 Johnny Lujack, vs. Chi Cards, 12/11/49
- 5 Ray Buivid, vs. Chi Cards, 12/5/37

Consecutive games

- 19 Sid Luckman, 11/22/42-11/26/44
- 14 Sid Luckman, 10/12/47-10/17/48

PASSES INTERCEPTED

Lifetime

- 132 Sid Luckman, 1939-50
- 88 Ed Brown, 1954-61
- 70 George Blanda, 1949-58

Season

- 31 Sid Luckman, 1947
- 24 Bill Wade, 1962
- George Blanda, 1953
- 22 Johnny Lujack, 1949

Game

- 7 Edmund (Zeke) Bratkowski, at Balt, 10/2/60
- 5 Last: Larry Rakestraw, at Det, 9/22/68

PASSES NOT INTERCEPTED

Consecutive

- 174 Erik Kramer, 11/19-12/24/95
- 173 Jim Harbaugh, 10/28-12/9/90
- 162 Erik Kramer, 9/11-10/22/95

Game

- 50 Erik Kramer, at Mia, 10/27/97
- 47 Jim Miller, vs. GB, 11/11/01
- 46 Bill Wade, vs. Rams, 10/11/64

LOWEST INTERCEPTION PCT.

Lifetime (400+ attempts)

- 2.61 Jim Miller, 1998-2001 (17 int, 651 att)
- 2.89 Erik Kramer, '94-98 (45 int, 1,557 att)
- 3.01 Shane Matthews, 1996, 99-01 (18 int, 599 att)
- 3.18 Jim Harbaugh, 1987-93 (56 int, 1,759 att)

Season (100+)

- 1.40 Jim McMahon, 1984 (2 int, 143 att)
- 1.91 Erik Kramer, 1995 (10 int, 522 att)
- 1.92 Jim Harbaugh, 1990 (6 int, 312 att)

AVERAGE GAIN PER ATTEMPT

Lifetime (400+ passes)

- 8.42 Sid Luckman, 1939-50
- 8.23 Bernie Masterson, 1934-40
- 7.79 Johnny Lujack, 1948-51

Season (100+)

- 10.86 Sid Luckman, 1943
- 9.924 Sid Luckman, 1941
- 9.923 Ed Brown, 1956

Game (10+)

- 17.1 Charlie O'Rourke, at Det, 11/22/42
- 16.9 Sid Luckman, at CRams, 10/5/41
- 16.7 Gene Ronzani, vs. Det, 10/22/44

- RECEIVING -

RECEPTIONS

Lifetime

- 492 Walter Payton, 1975-87
- 356 Johnny Morris, 1958-67
- 329 Curtis Conway, 1993-99
- 316 Mike Ditka, 1961-66

Season

- 100 Marty Booker, 2001
- 93 Johnny Morris, 1964
- 88 Bobby Engram, 1999

Game

- 14 Jim Keane, at NYG, 10/23/49
- 13 Mike Ditka, at Wash, 10/25/64
- Bobby Engram, at StL, 12/26/99
- 11 Johnny Morris, at Rams, 10/11/64
- Ricky Proehl, vs. NY Jets, 11/16/97
- Marcus Robinson, vs. Det, 12/19/99
- James Allen, vs. GB, 12/3/00

Consecutive Games

- 57 Bobby Engram, 10/6/96-9/17/2000
- 49 Mike Ditka, 12/3/61-10/10/65
- 45 Walter Payton, 12/16/84-12/27/87

YARDS

Lifetime

- 5,059 Johnny Morris, 1958-67
- 4,616 Harlon Hill, 1954-61
- 4,538 Walter Payton, 1975-87

Season

- 1,400 Marcus Robinson, 1999
- 1,301 Jeff Graham, 1995
- 1,200 Johnny Morris, 1964

Game

- 214 Harlon Hill, at SF, 10/31/54
- 201 Johnny Morris, at Dal, 11/18/67
- 198 Harlon Hill, vs. Balt, 10/21/56

Long

- 98 John Farrington (TD), 10/8/61
- 93 Dick Gordon (TD), 11/19/67
- 91 Willard Dewveall (TD), 10/16/60

* NFL Record

† Tied NFL Record

1,000 YARDS

Seasons

- 2 Curtis Conway, 1995-96
- Harlon Hill, 1954, 1956

1 Last: *Marty Booker, 2001*

100-YARD GAMES

Lifetime

- 19 Harlon Hill, 1954-61
- 15 Johnny Morris, 1958-67
- 14 Mike Ditka, 1961-66
- 12 Curtis Conway, 1993-99

Season

- 7 Harlon Hill, 1954
- Jeff Graham, 1995
- 6 Harlon Hill, 1956
- Johnny Morris, 1964
- 5 Mike Ditka, 1961

Marcus Robinson, 1999

Consecutive games

- 3 Harlon Hill, 11/11-11/25/56
- Jeff Graham, 11/5-11/19/95

2 Last: *Marcus Robinson, 11/14-11/21/99*

AVERAGE GAIN

Lifetime (100+ attempts)

- 22.4 Ken Kavanaugh, 1940-41, 45-50
- 21.7 Ray (Scooter) McLean, 1940-47
- 20.4 Harlon Hill, 1954-61

Season (30+)

- 25.6 Ken Kavanaugh, 1947
- 25.0 Harlon Hill, 1954
- 24.0 Harlon Hill, 1956

Game (4+)

- 44.8 Dick Gordon, vs. StL, 11/19/67
- 37.5 Gene Schroeder, vs. Chi Cards, 12/16/51
- 37.0 Billy Stone, vs. Det, 11/23/52

TOUCHDOWNS

Lifetime

- 50 Ken Kavanaugh, 1940-41, 45-50
- 40 Harlon Hill, 1954-61
- 35 Dick Gordon, 1965-71

Season

- 13 Ken Kavanaugh, 1947
- Dick Gordon, 1970
- 12 Harlon Hill, 1954
- Mike Ditka, 1961
- Curtis Conway, 1995
- 11 Harlon Hill, 1956

Game

- 4 Harlon Hill, at SF, 10/31/54
- Mike Ditka, at Rams, 10/13/63

3 Last: *Marty Booker, at TB, 11/18/01*

Consecutive games

- 7 Ken Kavanaugh, 11/2-12/14/47
- Curtis Conway, 9/24-11/12/95
- 5 Mike Ditka, 10/22-11/19/61
- Dennis McKinnon, 9/8-10/5/85

- INTERCEPTIONS -

INTERCEPTIONS BY

Lifetime

- 38 Gary Fencik, 1976-87
- 37 Richie Petitbon, 1959-68
- 32 Donnell Woolford, 1989-96

Season

- 10 Mark Carrier, 1990
- 9 Roosevelt Taylor, 1963
- 8 Clyde (Bulldog) Turner, 1942
- Johnny Lujack, 1948
- Richie Petitbon, 1963
- Vestee Jackson, 1988

Game

- 3 Bob Margarita, vs. Det, 11/11/45
- Johnny Lujack, at GB, 9/26/48
- Richie Petitbon, at GB, 9/24/67
- Curtis Gentry, vs. StL, 11/19/67
- Ross Brupbacher, vs. Den, 12/12/76
- Mark Carrier, at Wash, 12/9/90
- 2 Last: Walt Harris, at St L, 12/14/97

Consecutive games

- 4 Last: Dave Duerson, 9/14-10/5/86

YARDS RETURNED

Lifetime

- 643 Richie Petitbon, 1959-68
- 485 Bennie McRae, 1962-70
- 483 Gary Fencik, 1976-87

Season

- 212 Richie Petitbon, 1962
- 182 JC Caroline, 1956
- 172 Don Kindt, 1953
- Roosevelt Taylor, 1963

Game

- 101 Richie Petitbon, vs. Rams, 12/9/62
- 96 Clyde (Bulldog) Turner, at Wash, 10/26/47
- Roosevelt Taylor, at Phil, 10/20/68
- 92 Todd Bell, vs. Det, 11/22/81

Long

- 101 Richie Petitbon, (TD) 12/9/62
- 96 Clyde (Bulldog) Turner, (TD) 10/26/47
- Roosevelt Taylor, (TD) 10/20/68
- 92 Todd Bell, (TD) 11/22/81

Records

Individual Records

TOUCHDOWNS

Lifetime

- 4 Bennie McRae, 1962-70
- 3 Richie Petitbon, 1959-68
- Roosevelt Taylor, 1961-69
- Mike Brown, 2000-01**

Season

- 2 Jerry Weatherly, 1950
- JC Caroline, 1956
- Bennie McRae, 1967
- Mike Brown, 2001 (Cons. OT wins)**

Game

- 1 Last: Walt Harris, at Detroit, 12/30/01

- PUNTING -

PUNTS

Lifetime

- 878 Bob Parsons, 1972-83
- 833 Bobby Joe Green, 1962-73
- 354 Maury Buford, 1985-86; 89-91

Season

- 114* Bob Parsons, 1981
- 99 Bob Parsons, 1976
- 96 Bob Parsons, 1978

Game

- 14 Keith Molesworth, 12/10/33
- 12 Todd Sauerbrun, 10/5/97
- 11 Last: Dave Finzer, 12/3/84

YARDS

Lifetime

- 35,057 Bobby Joe Green, 1962-73
- 34,180 Bob Parsons, 1972-83
- 14,451 Maury Buford, 1985-86; 89-91

Season

- 4,531 Bob Parsons, 1981
- 4,059 Todd Sauerbrun, 1997
- 3,726 Bob Parsons, 1976

Game

- 524 Todd Sauerbrun, vs. NO, 10/5/97
- 517 Keith Molesworth, vs. GB, 12/10/33
- 476 Bob Parsons, at Hou, 11/6/77

Long

- 94 Joe Lintzenich, vs. NYG, 11/15/31
- 87 Dave Finzer, vs. NO, 10/7/84
- 81 Bob Parsons, vs. NE, 12/5/82

GROSS AVERAGE

Lifetime (75+ punts)

- 44.5 George Gulyanics, 1947-52
- 42.6 Brad Maynard, 2001**
- 42.2 Todd Sauerbrun, 1995-98

Season (30+)

- 46.5 Bobby Joe Green, 1963
- 44.8 Todd Sauerbrun, 1996
- 44.5 Bobby Joe Green, 1964

Game (4+)

- 57.3 Fred Morrison, vs. Rams, 11/16/52
- 54.6 Maury Buford, vs. GB, 10/21/85
- 54.0 Maury Buford, at TB, 10/6/85
- 53.6 Todd Sauerbrun, at Det, 11/27/97

INSIDE 20

Lifetime

- 158 Bob Parsons, 1972-83
- 94 Maury Buford, 1985-86; 89-91
- 83 Todd Sauerbrun, 1995-99

Season

- 36 Brad Maynard, 2001**
- 31 Bob Parsons, 1981
- 28 Chris Gardocki, 1993

Game

- 6 Brad Maynard, at GB 12/9/01**
- 5 Bob Parsons, at Hou, 11/6/77
- 4 Last: Todd Sauerbrun, at Pit, 9/13/98

HAD BLOCKED

Lifetime

- 5 Ed Brown, 1954-61
- Bob Parsons, 1972-83
- Maury Buford, 1985-86; 89-91
- 4 Fred (Curley) Morrison, 1950-53

Season

- 2 Last: Maury Buford, 1990

Game

- 2 Jon Kilgore, at Rams, 12/8/68
- Ray Stachowicz, at Min, 12/11/83
- 1 Last: Maury Buford, vs. Mia, 11/24/91

- PUNT RETURNS -

RETURNS

Lifetime

- 127 Dennis McKinnon, 1983-85; 87-89
- 123 Jeff Fisher, 1981-84
- 112 George McAfee, 1940-41; 45-50

Season

- 58 Jeff Fisher, 1984
- 57 Lew Barnes, 1986
- 43 Jeff Fisher, 1981

Game

- 8 Jeff Fisher, at Det, 12/16/84
- 7 George McAfee, vs. GB, 10/15/50
- Ron Smith, at Clev, 10/15/72
- Steve Schubert, at TB, 12/4/77
- Dennis McKinnon, at GB, 12/4/83

Records

Individual Records

YARDS

Lifetime

- 1,431 George McAfee, 1940-41; 45-50
- 1,171 Dennis McKinnon, 1983-85; 87-89
- 1,137 Jeff Fisher, 1981-84

Season

- 509 Jeff Fisher, 1981
- 492 Jeff Fisher, 1984
- 482 Lew Barnes, 1986

Game

- 134 Gale Sayers, vs. SF, 12/12/65
- Dennis McKinnon, vs. NYG, 9/14/87
- 108 George McAfee, vs. Rams, 10/10/48
- 106 Glyn Milburn, at TB, 9/20/98

Long

- 95 Johnny Bailey (TD), vs. KC, 12/29/90
- 94 Dennis McKinnon (TD), vs. NYG, 9/14/87
- 93 Glyn Milburn (TD), at TB, 9/20/98

AVERAGE

Lifetime (50+ returns)

- 12.8* George McAfee, 1940-41; 45-50
- 11.3 JR Boone, 1948-51
- 10.3 Glyn Milburn, 1998-2001

Season (1+ per game)

- 15.8 Harry Clark, 1943
- 14.9 Gale Sayers, 1965
- 14.5 George McAfee, 1947

Game (3+)

- 36.0 George McAfee, vs. Rams, 10/10/48
- 34.0 Scooter McLean, vs. Chi Cards 10/11/42
- 26.8 Gale Sayers, vs. SF, 12/12/65
- Dennis McKinnon, vs. NYG, 9/14/87

TOUCHDOWNS

Lifetime

- 3 Ray (Scooter) McLean, 1940-47
- Steve Schubert, 1975-79
- Dennis McKinnon, 1983-85; 87-89
- 2 George McAfee, 1940-41; 45-50
- Gale Sayers, 1965-71

Season

- 2 Dennis McKinnon, 1987

Game

- 1 Last: Glyn Milburn, at TB, 9/20/98

FAIR CATCHES

Lifetime

- 66 Glyn Milburn, 1998-2001
- 47 Steve Schubert, 1975-79
- 40 Jeff Fisher, 1981-84

Season

- 26 Glyn Milburn, 2000
- 21 Steve Schubert, 1978
- 20 Jeff Fisher, 1981
- Terry Obee, 1993

Game

- 6 Bobby Engram, vs. Min, 9/15/96
- 5 Johnny Bailey, at GB, 10/17/91
- Curtis Conway, at TB, 11/6/94
- Glyn Milburn, vs. GB, 12/3/00
- 4 Last: Terry Obee, vs. Min, 10/25/93

- KICKOFF RETURNS -

RETURNS

Lifetime

- 192 Dennis Gentry, 1982-92
- Glyn Milburn, 1998-2001
- 108 Cecil Turner, 1968-73

Season

- 63 Glyn Milburn, 2000
- 62 Glyn Milburn, 1998
- 61 Glyn Milburn, 1999

Game

- 8 Brian Baschnagel, at Hou, 11/6/77
- 7 Last: Glyn Milburn, at TB, 9/10/00

YARDS

Lifetime

- 4,596 Glyn Milburn, 1998-2001
- 4,353 Dennis Gentry, 1982-92
- 2,781 Gale Sayers, 1965-71

Season

- 1,550 Glyn Milburn, 1998
- 1,468 Glyn Milburn, 2000
- 1,426 Glyn Milburn, 1999

Game

- 221 Nate Lewis, at Min, 12/1/94
- 208 Ron Smith, vs. SF, 11/19/72
- 202 Glyn Milburn, at GB, 12/13/98

Long

- 103 Gale Sayers, at Pit, 9/17/67 (TD)
- 100 Don Bingham, vs. LARams, 11/18/56 (TD)
- 99 Willie Galimore, at Balt, 10/4/58 (TD)
- Willie Gault, vs. Wash, 9/29/85 (TD)

Records

Individual Records

AVERAGE

Lifetime (50+ returns)

- 30.6* Gale Sayers, 1965-71
- 26.6 Ron Smith, 1965; 70-72
- 23.9 Glyn Milburn, 1998-2001

Season (1+ per game)

- 37.7 Gale Sayers, 1967
- 32.7 Cecil Turner, 1970
- 31.7 Walter Payton, 1975

Game (3+)

- 52.0 Cecil Turner, at NYG, 9/19/70
- 48.7 Dick Gordon, at Rams, 9/16/66
- 48.3 Gale Sayers, at SF, 12/3/67

TOUCHDOWNS

Lifetime

- 6†Gale Sayers, 1965-71
- 4 Cecil Turner, 1968-73
- 3 Dennis Gentry, 1982-92

Season

- 4†Cecil Turner, 1970
- 3 Gale Sayers, 1967
- 2 Gale Sayers, 1966
- 2 Glyn Milburn, 1998

Game

- 1 Last: Glyn Milburn, at GB, 12/13/98

- FUMBLES -

FUMBLES

Lifetime

- 85 Walter Payton, 1975-87
- 38 Jim Harbaugh, 1987-93
- 35 Rick Casares, 1955-64

Season

- 15 Jim Harbaugh, 1993
- 14 Gary Huff, 1974
- 13 Carl Garrett, 1973

Game

- 4 Hugh Gallarneau, vs. Chi Cards, 12/1/46
- Rudy Bukich, at Balt, 12/5/65
- Vince Evans, at GB, 11/15/81
- Rusty Lisch, vs. GB, 12/9/84
- 3 Last: James Allen, at NYJ, 11/26/00

OWN RECOVERED

Lifetime

- 18 Walter Payton, 1975-87
- 13 Gale Sayers, 1965-71
- 10 Ed Brown, 1954-61
- Jim Harbaugh, 1987-93

Season

- 7 Gary Huff, 1974
- 6 Jack Concannon, 1970
- 5 Bobby Douglass, 1972

Game

- 3 Gary Huff, vs. Det, 9/15/74

OPPONENTS' RECOVERED

Lifetime

- 25 Dick Butkus, 1965-73
- 22 Joe Fortunato, 1955-66
- 17 Mike Hartenstine, 1975-86

Season

- 6 Dick Butkus, 1965
- 5 Ed O'Bradovich, 1962
- 4 Last: Mike Singletary, 1984

Game

- 3 Virgil Livers, at Min, 10/5/75
- John Thierry, vs. Hou, 10/22/95
- 2 Last: Carl Simpson, at NO, 10/13/96

YARDS RET. OWN FUMBLES

Lifetime

- 36 John Adams, 1959-62
- 24 Ike Hill, 1973-74
- 22 Ron Bull, 1962-70

Season

- 36 John Adams, 1961 (11/19)
- 24 Ike Hill, 1973 (11/12)
- 21 Ron Bull, 1962 (11/4)

Game

(Same as "Season")

Long

(Same as "Season")

YARDS RET. OPP.'S FUMBLES

Lifetime

- 128 Charlie Sumner, 1955; 58-60
- 110 Ed Sprinkle, 1944-55
- 101 Brian Urlacher, 2000-01**

Season

- 101 Charlie Sumner, 1958
- Brian Urlacher, 2001**
- 98 George Halas, 1923

Game

- 98 George Halas, (TD) vs. Oorang, 11/4/23
- 90 Brian Urlacher, (TD) at Atlanta, 11/7/01**
- 86 Charlie Sumner, (TD) vs. Chi Cards, 12/7/58

Long

(Same as "Game")

Records

Individual Records

- TAKEAWAYS -

(Int & Opp. Fumbles Recovered)

TOUCHDOWNS OWN FUMBLES

Lifetime

- 2 Ken Kavanaugh, 1940-41; 45-50
Mike Ditka, 1961-66

Season

- 1 Last: Johnny Musso, 1976

Game

- 1 Last: Johnny Musso, at Det, 11/21/76

TOUCHDOWNS OPP.'S FUMBLES

Lifetime

- 2 Fred Evans, 1948
Ed Sprinkle, 1944-55

Season

- 2 Fred Evans, 1948

Game

- 2 Fred Evans, vs. Wash, 11/28/48
1 Last: R.W. McQuarters, vs. Ariz,
10/14/01

- SACKS -

(Since 1970)

Lifetime

- 124.5 Richard Dent, 1983-93; 95
92.5 Steve McMichael, 1981-93
82.0 Dan Hampton, 1979-90

Season

- 17.5 Richard Dent, 1984 (16 games)
17.0 Richard Dent, 1985
15.0 Jim Osborne, 1976 (14 games)

Game

- 4.5 Richard Dent, vs. Raid, 11/4/84;
at Raid, 12/27/87
4.0 Jim Osborne, vs. Min, 9/23/73
3.5 Alan Page, vs. Den, 12/20/81
Jim Althoff, vs. Min, 10/11/87

Consecutive games (at least .5 sack)

- 7 Alonzo Spellman, 12/1/94-9/17/95
6 Steve McMichael, 10/29-12/3/89
5 Steve McMichael, 11/6-12/4/83;
10/27-11/24/91
Brian Urlacher, 9/17-10/15/00

* NFL Record

† Tied NFL Record

Lifetime

- 50 Gary Fencik, 1976-87 (38 int, 12 fum)
47 Dick Butkus, 1965-73 (22 int, 25 fum)
44 Richie Petitbon, 1959-68 (37 int, 7 fum)

Season

- 12 Roosevelt Taylor, 1963 (9 int, 3 fum)
Mark Carrier, 1990 (10 int, 2 fum)
11 Dick Butkus, 1965 (5 int, 6 fum)
10 Richie Petitbon, 1963 (8 int, 2 fum)
Ross Brupbacher, 1976 (7 int, 3 fum)

Game

- 4 Bill George, vs. Det, 12/3/61 (2 int, 2 fum)
3 Last: J. Thierry, vs. Hou, 10/22/95 (3 fum)

- NET YARDS -

(Rushes, receptions, & returns)

ATTEMPTS

Lifetime

- 4,368* Walter Payton, 1975-87
1,619 Neal Anderson, 1986-93
1,579 Rick Casares, 1955-64

Season

- 427 Walter Payton, 1984
402 Walter Payton, 1979
383 Walter Payton, 1978

Game

- 41 Walter Payton, vs. Min, 11/20/77;
at Buf, 10/7/79
40 Walter Payton, at Dal, 11/26/81
James Allen, vs. NE, 12/10/00
39 Walter Payton, vs. SD, 10/25/81

YARDS

Lifetime

- 21,803* Walter Payton, 1975-87
9,435 Gale Sayers, 1965-71
8,929 Neal Anderson, 1986-93

Season

- 2,440 Gale Sayers, 1966
2,272 Gale Sayers, 1965
2,216 Walter Payton, 1977

Game

- 339 Gale Sayers, vs. Min, 12/18/66
336 Gale Sayers, vs. SF, 12/12/65
300 Walter Payton, at NO, 12/21/75

BEARS LINEBACKER SACKS

Bears linebacker **Rosevelt Colvin** recorded a team-leading 10.5 sacks in 2001, becoming the first linebacker since Otis Wilson to reach double digits in sacks. Wilson had 11.5 sacks in 1985 (sacks became an official statistic in 1982). The Bears recorded 48 sacks in 2001 while Chicago's offensive line surrendered only 17. In 2000, the Bears reached the opposing quarterback 36 times while giving up 34.

Records

Opponent's Individual Records

— SCORING —

Points

- 40* Ernie Nevers, at Chi. Cards, 11/28/29
- 36 Dub Jones, at Clev, 11/25/51
- 24 Lenny Moore, at Balt, 10/4/58
- Jim Taylor, vs. GB, 11/4/62

Touchdowns

- 6† Ernie Nevers, at Chi. Cards, 11/28/29
- Dub Jones, at Clev, 11/25/51
- 4 Lenny Moore, at Balt, 10/4/58
- Jim Taylor, vs. GB, 11/4/62

Field goals

- 5 Curt Knight, vs. Wash, 11/14/71
- Fred Cox, vs. Min, 9/23/73
- Nick Lowery, vs. KC, 12/29/90
- Gary Anderson, at Min, 10/10/99
- 4 Last: Jason Hanson, vs. Det, 9/14/97

Field goal attempts

- 7 Mike Clark, vs. Dal, 11/24/68
- 6 Curt Knight, vs. Wash, 11/14/71
- Fred Cox, vs. Min, 9/23/73

Long field goal

- 60 Morten Andersen, at NO, 10/27/91
- 56 Bert Rechichar, at Balt, 9/27/53
- 55 Pat Leahy, at NY Jets, 12/14/85

— RUSHING —

Attempts

- 39 Jerome Bettis, at LA Rams, 1/2/94
- 35 John Stephens, at NE, 10/30/88
- 34 Eric Dickerson, at LA Rams, 11/6/83

Yards

- 206 Earl Campbell, vs. Hou, 11/16/80
- 199 Ollie Matson, vs. LA Rams, 10/11/59
- 194 Alan Ameche, at Balt, 9/25/55

Touchdowns

- 6† Ernie Nevers, at Chi. Cards, 11/28/29
- 4 Dub Jones, at Clev, 11/25/51
- Jim Taylor, vs. GB, 11/4/62
- 3 Last: Daunte Culpepper, at Min, 9/3/00

Long

- 97 Bobby Gage, vs. Pit, 12/4/49 (TD)
- 90 Johnny Johnson, at NYJ, 9/25/94
- 84 Tom Harmon, vs. LA Rams, 10/13/46 (TD)
- Barry Sanders, at Det, 10/23/94

— PASSING —

Attempts

- 62 Randall Cunningham, vs. Phil, 10/2/89
- 56 Brad Johnson, at TB, 11/18/01
- 55 Tommy Kramer, vs. Min, 9/19/85

Completions

- 40 Brad Johnson, at TB, 11/18/01
- 36 Brett Favre, vs. GB, 12/5/93
- Jeff Garcia, at SF, 12/17/00
- 34 Neil O'Donnell, vs. Pit, 11/5/95

Yards

- 509 Vince Ferragamo, at LA Rams, 12/26/82
- 436 Tommy Kramer, at Min, 9/19/85
- 402 Brett Favre, vs. GB, 12/5/93
- Jeff Garcia, at SF, 12/17/00

Touchdowns

- 5 Steve Spurrier, vs. SF, 11/19/72
- Tommy Kramer, at Min, 11/28/82
- Brett Favre, at GB, 11/12/95
- 4 Last: Randall Cunningham, at Min, 12/6/93

Interceptions

- 5 Last: Mark Rypien, at Wash, 12/9/90

Consecutive completions

- 12 Jim Hart, at StL Cards, 9/25/77

Long

- 99† Sonny Jurgensen, vs. Wash, 9/15/68 (TD)
- Brett Favre, vs. GB, 9/11/95 (TD)
- 98 Charlie Batch, vs. Det, 10/4/98 (TD)
- 97 Pat Coffee, vs. Chi. Cards, 12/5/37 (TD)
- Bernie Kosar, at Clev, 10/23/89 (TD)

Times sacked

- 11 Archie Manning, vs. Min, 10/28/84
- 10 Guido Merkins, at Phil, 10/4/87
- 9 Fran Tarkenton, vs. Min, 12/17/61

— RECEIVING —

Receptions

- 20* Terrell Owens, at SF, 12/17/00
- 14 Herman Moore, at Det, 12/4/95
- 13 Bob Anderson, at Den, 9/30/73

Yards

- 283 Terrell Owens, at SF, 12/17/00
- 225 Bernie Casey, vs. SF, 11/13/66
- 204 Randy Moss, vs. Min, 11/14/99
- Marshall Faulk, at StL, 12/26/99

Touchdowns

- 3 Last: Cris Carter, vs. Min, 11/14/99

Long

- 99† Gerry Allen, vs. Wash, 9/15/68 (TD)
- Robert Brooks, vs. GB, 9/11/95 (TD)
- 98 Johnnie Morton, vs. Det, 10/4/98 (TD)
- 97 Gaynell Tinsley, vs. Chi. Cards, 12/5/37 (TD)
- Webster Slaughter, at Clev, 10/23/89 (TD)

* NFL Record

† Tied NFL Record

Opponent's Individual Records

- INTERCEPTIONS -

Interceptions

- 3 Last: Kurt Schulz, vs. Det, 9/24/00

Yards

- 167 Dick Jauron, vs. Det, 11/18/73
121 Milt Davis, vs. Balt, 11/17/57
115 Bernie Parrish, at Clev, 12/11/60

Touchdowns

- 2† Bobby Franklin, at Clev, 12/11/60

Long

- 102 Bob Smith, at Det, 11/24/49 (TD)
99 Rick Sanford, vs. NE, 12/5/82 (TD)
98 Darryll Lewis, vs. Hou, 10/22/95 (TD)

- PUNTING -

Punts

- 14 Dick Nesbitt, vs. Chi. Cards, 11/30/33
11 Last: Rich Camarillo, vs. NE, 9/15/85

Average

- 61.8* Bob Cifers, vs. Det, 11/24/46
57.5 Craig Hentrich, at Ten, 10/25/98
55.8 Sammy Baugh, at Wash, 11/17/40

Long

- 84 Doug Russell, vs. Chi. Cards, 9/11/38
79 Tommy Davis, at SF, 11/19/61
75 Rich Camarillo, vs. NE, 9/15/85
Harold Alexander, vs. Atl, 10/3/93

- PUNT RETURNS -

Returns

- 7 Danny Reece, at TB, 12/2/79
Nate Jacquet, at MIN, 11/25/01
6 Last: Kevin Williams, at SF, 12/17/00

Yards

- 122 Hugh McElhenny, vs. SF, 10/19/52
118 Jon Arnett, at LA Rams, 11/2/58
116 Karl Williams, at TB, 12/21/97

Fair catches

- 7 Lem Barney, at Det, 11/21/76
5 Willie Wood, at GB, 11/15/70
Vai Sikahema, at Phil, 10/10/93

Long

- 95 Steve Odom, at GB, 11/10/74 (TD)
94 Hugh McElhenny, vs. SF, 10/19/52 (TD)
93 Veryl Switzer, vs. GB, 11/7/54 (TD)

- KICKOFF RETURNS -

Returns

- 7 Last: Mel Gray, vs. Hou, 10/22/95

Yards

- 202 Carver Shannon, at LA Rams, 10/13/63
184 Al Carmichael, at GB, 10/2/55
182 Buster Rhymes, at Min, 9/19/85

Long

- 106* Al Carmichael, at GB, 10/7/56 (TD)
102 Ron Jessie, at Det, 10/24/71 (TD)
Mel Gray, at Det, 10/23/94 (TD)
101 Bill Jefferson, at Det, 11/23/41 (TD)

LONGEST PLAYS AT SOLDIER FIELD

(Bears moved from Wrigley Field after the 1970 season.)

RUN

- Bears — 80 Neal Anderson, vs GB, 11/27/88
Opp. — 72 Robert Smith, Min, 10/15/00

PASS

- Bears — 89 Vince Evans, vs. Min, 9/21/80
Opp. — 99 Brett Favre, GB, 9/11/95

CATCH

- Bears — 89 Rickey Watts, vs. Min, 9/21/80
Opp. — 99 Robert Brooks, GB, 9/11/95

PUNT

- Bears — 87 Dave Finzer, vs. NO, 10/7/84
Opp. — 75 Harold Alexander, Atl, 10/3/93

PUNT RETURN

- Bears — 95 Johnny Bailey, vs KC, 12/29/90
Opp. — 77 Lee Nelson, St. L, 12/16/79

KICKOFF RETURN

- Bears — 99 Willie Gault, vs Wash, 9/29/85
Opp. — 97 Del Rodgers, GB, 12/9/84

INTERCEPTION RETURN

- Bears — 92 Todd Bell, vs. Det, 11/22/81
Opp. — 99 Rick Sanford, NE, 12/5/82

FIELD GOAL

- Bears — 55 Kevin Butler, vs Min, 10/25/93
Opp. — 52 Fred Cox, Min, 10/27/75

Records

Team Records-Offense - WON-LOST -

WINS

Highest winning percentage, season

1.000†	1934 (13 games) 13-0
	1942 (11 games) 11-0
.938	1985 (16 games) 15-1
.923	1926 (16 games) 12-1-3

Lowest winning percentage, season

.071	1969 (14 games) 1-13
.214	1973 (14 games) 3-11
.250	Last: 1998 (16 games) 4-12

Wins at home, season

9	1926 (11 games at Wrigley)
8	1921 (9 games at Wrigley)
	1922 (9 games at Wrigley)
	1985 (8 games at Soldier Field)
7	1933 (7 games at Wrigley)
	1986 (8 games at Soldier Field)
	1988 (8 games at Soldier Field)
	1990 (8 games at Soldier Field)
	2001 (8 games at Soldier Field)

Wins on the road, season

7	1920 (9 road games)
	1934 (7 road games)
	1985 (8 road games)
	1986 (8 road games)

CONSECUTIVE GAMES

Won

17*	11/26/33—12/2/34
16	11/9/41—12/6/42

Without losing

24	11/9/41—11/14/43 (23-0-1)
----	---------------------------

Wins at home

19	11/20/32—10/20/35
----	-------------------

Wins on the road

10	9/28/41—12/6/42
----	-----------------

Lost

8	12/15/68—11/2/69; 9/25—11/2/78
---	--------------------------------

Without winning

11	11/3/29—10/5/30 (0-9-2)
----	-------------------------

Losses at home

8	11/23/69—11/8/70
---	------------------

Losses on the road

16	11/12/73—11/30/75
----	-------------------

- SCORING -

POINTS

Most, season

456	1985 (16 games)
409	1965 (14 games)
396	1941 (11 games)

Fewest, season

133	1933 (13 games)
141	1982 (9 games)
145	1931 (13 games)
216	2000 (16 games)

Most, game

61	vs. SF, 12/12/65 (win, 61-20)
	vs. GB, 12/7/80 (win, 61-7)
58	vs. Balt, 10/21/56 (win, 58-27)
57	at Balt, 11/25/62 (win, 57-0)

Most, first half

41	vs. Wash, 11/28/48 (20, 21)
31	vs. Wash, 9/29/85 (0, 31)

Most, second half

49	at Phil, 11/30/41 (21, 28)
33	vs. GB, 12/7/80 (13, 20)

Most, first quarter

21	vs. Chi. Cards, 10/11/42
	vs. Wash, 11/9/80
	vs. Clev, 9/7/86
	vs. Cin, 9/28/86

Most, second quarter

31	vs. Wash, 9/29/85
28	vs. GB, 12/7/80
	vs. TB, 9/26/93

Most, third quarter

27	vs. Chi. Cards, 9/5/37
24	at Min, 9/19/85

Most, fourth quarter

28	vs. Phil, 11/30/41
	vs. Min, 9/17/89
22	at Phil, 9/12/94

Margin of victory

57	at Balt, 11/25/62 (57-0)
54	vs. GB, 12/7/80 (61-7)
49	vs. Det, 10/19/41 (49-0)
	at NYG, 11/14/43 (56-7)

Margin of defeat

52	at Balt, 9/27/64 (52-0)
49	at GB, 9/30/62 (49-0)
47	at Hou, 11/6/77 (47-0)

Team Records-Offense

TOUCHDOWNS

Most, season

56	1941 (11 games)
54	1965 (14 games)
51	1985 (16 games)
	1948 (12 games)
	1947 (12 games)

Fewest, season

16	1933 (13 games)
	1982 (9 games)
22	1993 (16 games)
	2000 (16 games)

Most, game

9	vs. SF, 12/12/65
	vs. GB, 12/7/80
8	at NY, 11/14/43
	at Wash, 10/26/47

EXTRA POINTS MADE

Most, season

52	1965 (14 games)
51	1985 (16 games)
	1948 (12 games)
45	1995 (16 games)

Fewest, season

15	1933 (13 games)
	1932 (14 games)
16	1982 (9 games)
20	1997 (16 games)

Most, game

8	at NYG, 11/14/43 (8 of 8)
	at Wash, 10/26/47 (8 of 8)
7	at Rams, 10/13/63 (7 of 7)
	vs. SF, 12/12/65 (7 of 9)
	vs. GB, 12/7/80 (7 of 9)

Most, season (no misses)

51	1985 (16 games)
45	1995 (16 games)
34	1992 (16 games)
	2001 (16 games)

EXTRA POINTS MISSED

Most, season

11	1939 (11 games)
	1941 (11 games)
4	1975 (14 games) 18 of 22
	1976 (14 games) 27 of 31
3	1977 (14 games) 27 of 30
	1978 (16 games) 26 of 29
	1979 (16 games) 34 of 37
	1983 (16 games) 35 of 38

Most, game

3	Last: vs. Clev, 11/9/41
2	Last: vs. GB, 12/7/80

FIELD GOALS MADE

Most, season

31	1985 (16 games)
28	1986 (16 games)
27	1993 (16 games)

Fewest, season

0†	1944 (10 games)
	1947 (12 games)
8	1969 (14 games)
9	1974 (14 games)
	1982 (9 games)

Most, game

5	vs. Det, 12/3/61
	at Phil, 10/20/68
4	Last: vs. JAX, 1/6/02

FIELD GOALS ATTEMPTED

Most, season

41	1986 (16 games)
38	1985 (16 games)
37	1990 (16 games)

Fewest, season

0	1944 (10 games)
13	1974 (14 games)
18	1980 (16 games)

Most, game

7	vs. GB, 11/17/63
6	Last: at GB, 11/8/87

FIELD GOALS MISSED

Most, season

18	1971 (14 games) 15 of 33
15	1965 (14 games) 11 of 26
	1999 (16 games) 17 of 32
14	1970 (14 games) 20 of 34

Fewest, season

4	1988 (16 games) 15 of 19
	1989 (16 games) 15 of 19
	1974 (16 games) 9 of 13
5	2001 (16 games) 26 of 31
	1998 (16 games) 21 of 26
	1997 (16 games) 21 of 26
	1980 (16 games) 13 of 18
	1978 (16 games) 17 of 22

Most, game

4	Last: vs. Phil, 9/14/86 (2 of 6)
3	Last: at Min, 10/10/99 (1 of 4)

TWO-POINT CONVERSIONS (since 1994)

Most, season

5	1997 (16 games)
2	1994 (16 games)

Most, game

1	Last: vs. SF, 10/28/01
---	------------------------

Records

Team Records-Offense

SAFETIES

Most, season

- 3 1985 (16 games)
- 2 Last: 1986 (16 games)

Most, game

- 2 vs. Pit, 11/9/69
- 1 Last: at Wash., 12/23/01

- TIME OF POSS. -

TIME OF POSSESSION (since 1978)

Highest average, season

- 35:08 1984 (16 games)
- 34:33 1985 (16 games)
- 33:38 1994 (16 games)

Lowest average, season

- 28:30 2000 (16 games)
- 28:36 1993 (16 games)
- 29:15 1992 (16 games)

Highest, game

- 48:50 vs. SD, 10/25/81 (OT)
- 45:32 vs. Mia, 9/4/88
- 44:53 at Mia, 10/27/97 (OT)

Lowest, game

- 18:01 at Dal, 12/27/92
- 19:20 at LA Rams, 1/2/94
- 20:52 vs. NE, 10/14/79
- at SF, 12/17/00

- FIRST DOWNS -

TOTAL

Most, season

- 343 1985 (16 games)
- 340 1995 (16 games)
- 319 1987 (15 games)

Fewest, season

- 114 1937 (11 games)
- 115 1933 (13 games)
- 153 1982 (9 games)
- 226 1993 (16 games)

Most, game

- 33 vs. GB, 12/7/80
- 30 at NY Yanks, 12/9/51
- 29 vs. SF, 10/28/01
- vs. Clev, 11/4/01

Fewest, game

- 2 vs. GB, 12/10/33
- 4 vs. Det., 11/22/81
- 5 vs. NE, 10/14/79

RUSHING

Most, season

- 176 1985 (16 games)
- 166 1986 (16 games)
- 164 1984 (16 games)

Fewest, season

- 55 1970 (14 games)
- 56 1982 (9 games)
- 82 1999 (16 games)

Most, game

- 19 vs. GB, 11/6/55
- at GB, 10/30/77
- 18 vs. Det., 11/10/85
- 17 Last: vs. Mia, 9/4/88

Fewest, game

- 0 vs. Chi. Cards, 10/14/45
- at Balt, 10/5/57
- at GB, 12/11/94
- 1 at KC, 11/17/96
- at NE, 9/21/97
- at Oak, 9/26/99
- at Det., 11/25/99
- at TB, 11/18/01

PASSING

Most, season

- 203 1999 (16 games)
- 201 1995 (16 games)
- 188 1997 (16 games)

Fewest, season

- 41 1940 (11 games)
- 48 1942 (11 games)
- 54 1972 (14 games)
- 83 1982 (9 games)
- 98 1979 (16 games)

Most, game

- 21 at Dal, 11/18/62
- vs. NY Jets, 11/16/97
- 20 at StL, 12/26/99
- vs. Clev, 11/4/01
- 18 vs. Wash, 11/2/97

Fewest, game

- 0 vs. GB, 11/7/37
- at GB, 9/28/41
- 2 Last: at Min, 9/12/93

BY PENALTY

Most, season

- 42* 1987 (15 games)
- 32 1963 (14 games)
- 1988 (16 games)
- 29 1991 (16 games)

Fewest, season

- 5 1939 (11 games)
- 7 2000 (16 games)
- 12 1972 (14 games)
- 1977 (14 games)

Most, game

- 9 at Clev, 11/25/51
- 7 at TB, 9/8/91
- 6 vs. Det., 11/22/87
- at GB, 10/25/92

Team Records-Offense

- NET YARDS -

(Rushing and passing)

YARDS

Most, season

5,837	1985 (16 games)
5,830	1983 (16 games)
5,673	1995 (16 games)

Fewest, season

2,493	1982 (9 games)
2,641	1937 (11 games)
3,129	1973 (14 games)
3,717	1993 (16 games)

Most, game

682	at NYG, 11/14/43
596	vs. Chi. Cards, 12/11/49
594	vs. GB, 12/7/80

Fewest, game

24	vs. Det, 11/22/81
66	at Den, 12/5/71
75	at Det, 10/28/62

- RUSHING -

ATTEMPTS

Most, season

674	1984 (16 games)
634	1978 (16 games)
627	1979 (16 games)

Fewest, season

275	1982 (9 games)
353	1954 (12 games)
	1970 (14 games)
396	1999 (16 games)

Most, game

72*	vs. Brk, 10/20/35
63	vs. Min, 10/20/77
62	vs. Buf, 10/7/79

Fewest, game

11	at Phil, 9/12/94
12	at Det, 11/25/99
13	vs. GB, 11/22/92

YARDS

Most, season

2,974	1984 (16 games)
2,847	1934 (13 games)
2,761	1985 (16 games)

Fewest, season

988	1982 (9 games)
1,387	1999 (16 games)
1,588	1994 (16 games)

Most, game

408	vs. Brk, 10/20/35
406	vs. GB, 11/6/55
375	at GB, 10/30/77

Fewest, game

1	at LA Rams, 10/26/52
27	at GB, 12/11/94

AVERAGE

Highest, season

5.19	1934 (13 games)
4.75	1968 (14 games)
4.52	1985 (16 games)

Lowest, season

3.08	1953 (12 games)
3.09	1970 (14 games)
3.26	1994 (16 games)

Highest, game

13.75	at Cin, 9/30/34
6.94	at GB, 10/30/77 (54 for 375)
6.34	at Cin, 9/28/86 (35 for 222)

Lowest, game

0.03	at LA Rams, 10/26/52
1.72	vs. GB, 11/11/01 (25 for 43)
1.86	at Dal, 12/27/92 (15 for 28)

TOUCHDOWNS

Most, season

30	1941 (11 games)
27	1985 (16 games)
25	1988 (16 games)

Fewest, season

3	1933 (13 games)
	1970 (14 games)
4	1999 (16 games)
5	1982 (9 games)

Most, game

6	vs. Det, 10/19/41
5	vs. Mia, 9/4/88
4	Last: at TB, 10/8/89

* NFL Record

† Tied NFL Record

BACK TO THE GROUND

Running back **Anthony Thomas** became the Bears all-time leading rookie rusher in 2001, surpassing Rashaan Salaam's 1995 record of 1,074 yards. Thomas finished the regular season with 1,183 yards on 278 carries (4.25 yards per carry). Thomas had four 100-yard rushing games during the 2001 season, the most by any Bears rusher since Raymont Harris had five in 1997.

Records

Team Records-Offense

FUMBLES

Most, season

56 [†]	1938 (11 games)
40	1972 (14 games)
	1973 (14 games)
37	1988 (16 games)

Fewest, season

16	1963 (14 games)
	1982 (9 games)
21	1979 (16 games)
	1994 (16 games)
	2001 (16 games)

Most, game

8	at Chi. Cards, 9/11/38
	at NYG, 12/18/77
7	at Balt, 12/5/65
	vs. GB, 10/21/85

FUMBLES LOST

Most, season

26	1973 (14 games)
----	-----------------

Fewest, season

8	1978 (16 games)
	1982 (9 games)
	2001 (16 games)
9	1996 (16 games)
10	1956 (12 games)
	1960 (12 games)
	1992 (16 games)
	1994 (16 games)

Most, game

5	vs. Det, 10/4/98
	vs. Dal, 9/16/73
4	Last: at Arizona, 10/11/98

OWN RECOVERED

Most, season

37*	1938 (11 games)
20	1981 (16 games)
19	1942 (11 games)
	1977 (14 games)

Fewest, season

5	1955 (12 games)
	1963 (14 games)
6	1989 (16 games)
8	1998 (16 games)
	1979 (16 games)

Most, game

7	at Chi. Cards, 9/11/38
	at NYG, 12/18/77
6	at GB, 11/15/81
5	at Min, 10/5/75

- PASSING -

ATTEMPTS

Most, season

684	1999 (16 games)
595	1997 (16 games)
551	1996 (16 games)

Fewest, season

147	1937 (11 games)
205	1972 (14 games)
262	1982 (9 games)
352	1978 (16 games)

Most, game

65	vs NY Jets, 11/16/97
63	at Wash, 10/31/99
59	at NYG, 10/23/49

Fewest, game

4	vs. Det, 10/15/67
7	vs. TB, 11/26/78
8	vs. Buf, 10/7/79
	vs. Det, 10/19/80

COMPLETIONS

Most, season

404	1999 (16 games)
336	1997 (16 games)
318	1996 (16 games)

Fewest, season

56	1937 (11 games)
78	1972 (14 games)
186	1978 (16 games)

Most, game

36	at Wash, 10/31/99
34	at NYG, 10/23/49
	vs. Min, 11/14/99
33	at Wash, 10/25/64
	vs. NY Jets, 11/16/97

Fewest, game

1	Last: at Phil, 12/10/72
---	-------------------------

COMPLETION PERCENTAGE

Highest, season

61.4	1994 (16 games)	308 of 502
60.2	1995 (16 games)	315 of 523
59.7	2001 (16 games)	315 of 528

* NFL Record

† Tied NFL Record

Team Records-Offense

Lowest, season

29.7	1934 (13 games) 57 of 192
38.0	1972 (14 games) 78 of 205
44.2	1976 (14 games) 123 of 278
44.9	1973 (14 games) 136 of 303
45.4	1981 (16 games) 222 of 469

Highest, game (10+)

83.3	vs. GB, 12/7/80 (20 of 24)
81.5	vs. NE, 12/10/00 (22 of 27)
77.1	vs. Min, 9/18/94 (27 of 35)
76.7	at Cin, 10/21/01 (23 of 30)

Lowest, game (10+)

11.7	vs. Den, 12/12/76 (2 of 17)
21.7	vs. KC, 12/29/90 (5 of 23)
23.3	at KC, 11/8/81 (7 of 30)
	vs. Det, 11/22/81 (7 of 30)

NET YARDS (Gross yards minus sack yards)

Most, season

4,136	1999 (16 games)
3,743	1995 (16 games)
3,253	1997 (16 games)
3,185	1996 (16 games)

Fewest, season

955	1934 (13 games)
1,108	1972 (14 games)
1,505	1982 (9 games)
1,933	1978 (16 games)

Most, game

488	at NYG, 11/14/43
468	vs. Chi. Cards, 12/11/49

Fewest, game

-20	vs. Det, 11/22/81
-16	at Hou, 11/6/77

TIMES SACKED

Most, season

55	1969 (14 games)
52	1983 (16 games)
49	1971 (14 games)
	1973 (14 games)

Fewest, season

15	1995 (16 games)
17	2001 (16 games)
20	1963 (14 games)

Most, game

9	at Min, 11/2/69
	at Den, 12/5/71
	vs. Min, 10/25/93

YARDS LOST

Most, season

439	1969 (14 games)
395	1973 (14 games)
392	1971 (14 games)
359	1974 (14 games)
358	1983 (16 games)

Fewest, season

95	1995 (16 games)
109	1947 (12 games)
120	2001 (16 games)

Most, game

78	at Min, 11/2/69
70	at Den, 12/5/71

TOUCHDOWN PASSES

Most, season

29	1947 (12 games)
	1995 (16 games)
28	1943 (11 games)
26	1949 (12 games)
25	1999 (16 games)
24	1961 (14 games)

Fewest, season

5	1950 (12 games)
6	1973 (14 games)
7	1978 (16 games)
	1993 (16 games)

Most, game

7 [†]	at NYG, 11/14/43
4	Last: vs. Det, 12/19/99

KICKOFF WEEKEND WINS

The Bears own 47 opening day victories overall, more than any NFL franchise. The Dallas Cowboys are 30-11-1 on opening day and their .726 opening day winning percentage is tops in league history. The two teams squared off on Kickoff Weekend in 1996 and the Bears beat the Cowboys 22-6 on *Monday Night Football* at Soldier Field.

Chicago lost its season opener in 2001, dropping a 17-6 decision to the then-defending Super Bowl champion Baltimore Ravens in Baltimore.

Records

Team Records-Offense

HAD INTERCEPTED

Most, season

35	1947 (12 games)
	1954 (12 games)
28	1978 (16 games)

Fewest, season

10	1995 (16 games)
11	1941 (11 games)
	1982 (9 games)

Most, game

8	at Det, 9/22/68
7	vs. LA Rams, 10/9/49
	at Balt, 10/2/60
	at Cleve, 12/22/60

Returned for TD, season

6*	1992 (16 games)
----	-----------------

INTERCEPTION PERCENTAGE

Highest, season

14.95	1942 (11 games)
7.95	1978 (16 games) 28 of 352

Lowest, season

1.91	1995 (16 games) 10 int, 523 att.
2.63	1998 (16 games) 13 int, 494 att.
2.79	1990 (16 games) 12 int, 430 att.

- PUNTING -

PUNTS

Most, season

114*	1981 (16 games)
100	1976 (14 games)
96	1978 (16 games)
	1997 (16 games)
	2000 (16 games)

Fewest, season

32	1941 (11 games)
38	1947 (12 games)
58	1965 (14 games)
	1995 (16 games)

Most, game

17	vs. GB, 10/22/33
14	vs. GB, 12/10/33
12	vs. NO, 10/5/97

Fewest, game

0	vs. GB, 11/6/55
	at NYG, 11/28/65
	vs. Det, 10/1/72

GROSS AVERAGE

Highest, season

46.5	1963 (14 games)
45.5	1964 (14 games)
44.8	1996 (16 games)

Lowest, season

35.7	1945 (10 games)
36.2	1983 (16 games)
36.9	1976 (14 games)

Highest, game (4+ punts)

57.3	vs. LA Rams, 11/16/52
54.6	vs. GB, 10/21/85
54.0	at TB, 10/6/85
53.6	at Det, 11/27/97

Lowest, game (4+)

22.1	at Min, 10/10/76
25.0	at Card-Pitt, 12/3/44
26.4	vs. GB, 10/21/74

- PUNT RETURNS -

RETURNS

Most, season

64	1984 (16 games)
60	1950 (12 games)
57	1986 (16 games)

Fewest, season

19	1968 (14 games)
22	1967 (14 games)
23	1992 (16 games)

Most, game

11	vs. Chi. Cards, 10/8/50
8	at Det, 12/16/84
	vs. NE 9/16/85

YARDS

Most, season

781	1948 (12 games)
561	1984 (16 games)
518	1981 (16 games)

Fewest, season

81	1968 (14 games)
97	1966 (14 games)
142	1982 (9 games)
176	1992 (16 games)

THE PUNT CLUB

Bears punter **Brad Maynard** set a Bears team record with a NFL-high 36 punts inside-the-20 compared to just seven touchbacks in 2001, which ranks second behind Kyle Richardson's (Baltimore, 1999) NFL record of 39. Maynard surpassed Bob Parsons for the Bears team record of 31 in 1981. Maynard set a new Bears single-game record against the Packers on Dec. 9, 2001, with six punts dropped inside-the-20. For the season, the fifth-year pro out of Ball State averaged 42.6 yards on 87 punts with a net of 37.0 (2nd in the NFC; tied for fifth in NFL).

Team Records-Offense

Most, game

151	vs. Chi. Cards, 10/12/41
134	vs. SF, 12/12/65
	vs. NYG, 9/14/87
106	at TB, 9/20/98

Fewest, game

-6	vs. Min, 12/19/65
-5	vs. GB, 10/16/66
	vs. Dal, 11/24/68

AVERAGE

Highest, season

20.2	1941 (11 games)
11.6	1998 (16 games)
11.5	1981 (16 games)
	1999 (16 games)

Lowest, season

3.4	1957 (12 games)
3.9	1966 (14 games)
6.7	1989 (16 games)

TOUCHDOWNS

Most, season

2	1941 (11 games)
	1987 (15 games)

Most, game

1	Last: at TB, 9/20/98
---	----------------------

FAIR CATCHES

Most, season

28	1967 (14 games)
----	-----------------

Fewest, season

3	1975 (14 games)
---	-----------------

Most, game

6	vs. Min, 9/15/96
	vs. Min, 12/10/67
	at St. L, 10/31/66
5	Last: vs. GB, 12/3/00

- KICK RETURNS -

RETURNS

Most, season

79	1997 (16 games)
74	1975 (14 games)
73	1989 (16 games)

Fewest, season

20	1942 (11 games)
26	1963 (14 games)
34	1982 (9 games)
43	1985 (16 games)

Most, game

10	at Chi. Cards, 11/27/55
9	at SF, 12/23/91
	at GB, 12/11/94
8	Last: at Wash, 10/31/99

Fewest, game

0	Last: at TB, 11/6/94
---	----------------------

YARDS

Most, season

1,696	1997 (16 games)
1,644	1975 (14 games)
1,595	1998 (16 games)

Fewest, season

424	1963 (14 games)
632	1982 (9 games)
879	1990 (16 games)

Most, game

304	vs. GB, 11/9/52
251	at Pit, 9/17/67
226	at Atl, 10/14/73

Fewest, game

0	Last: at TB, 11/6/94
---	----------------------

AVERAGE

Highest, season

29.4*	1972 (14 games)
27.9	1966 (14 games)
25.3	1985 (16 games)

Lowest, season

16.3*	1963 (14 games)
	1990 (16 games)
16.4	1983 (16 games)

TOUCHDOWNS

Most, season

4†	1970 (14 games)
3	1967 (14 games)

Most, game

2†	at GB, 9/22/40
	vs. GB, 11/9/52

* NFL Record

† Tied NFL Record

LONG-RANGE BOMBER

With a 47-yard field goal versus Jacksonville in the season finale, **Paul Edinger** became the only placekicker in Bears history to kick 13 40+ yard field goals in a single season, breaking a tie with Jeff Jaeger (12 in 1996) and Kevin Butler (12 in 1990). Edinger set a Bears single-season mark for accuracy connecting on 26 of 31 (83.8%) field goal attempts including 13 of 16 from beyond 40 yards with a long of 48 yards. Opposing kickers in 2001 made 18 of 28 (64.2%) attempts with a long of 47 yards.

Records

Team Records-Offense - PENALTIES -

PENALTIES

Most, season

122	1948 (12 games)
121	1981 (16 games)
117	1999 (16 games)

Fewest, season

57	1955 (12 games)
58	1982 (9 games)
63	2001 (16 games)

Most, game

22†	at Phil, 11/26/44
17	at Oak, 9/26/99
16	at Balt, 12/5/65
	at Den, 10/16/78
	at TB, 10/21/84

Fewest, game

0†	at Clev, 10/9/38
	vs. Min, 10/23/72
	at Det, 11/28/91
	at StL Rams, 9/24/95
	vs. Phil, 12/24/95
1	Last: at Wash, 12/23/01

YARDS PENALIZED

Most, season

1,194	1968 (14 games)
1,005	1981 (16 games)
984	1976 (14 games)

Fewest, season

422	1982 (9 games)
498	1955 (12 games)
503	1994 (16 games)

Most, game

170	at Phil, 11/26/44
147	vs. Wash, 10/3/67
	at Den, 10/16/78
144	vs. Rams, 10/10/77

Fewest, game

0†	at Clev, 10/9/38
	vs. Min, 10/23/72
	at Det, 11/28/91
	at StL Rams, 9/24/95
	vs. Phil, 12/24/95
5	Last: at GB, 12/11/94

* NFL Record

† Tied NFL Record

AIR MILES

Planning to follow the Bears on the road? The following is a list of the round-trip air miles between Chicago's O'Hare Airport and the rest of the NFL cities:

Arizona Cardinals (Phoenix).....	2,280
Atlanta Falcons	1,212
Baltimore Ravens.....	1,242
Buffalo Bills	946
Carolina Panthers (Charlotte)....	1,198
Cincinnati Bengals	528
Cleveland Browns	632
Dallas Cowboys	1,608
Denver Broncos	1,802
Detroit Lions	470
Green Bay Packers	322
Houston Texans	925
Indianapolis Colts	354
Jacksonville Jaguars.....	1,730
Kansas City Chiefs	806
Miami Dolphins (Ft. Lauderdale)..	2,364
Minnesota Vikings (Minneapolis)...	668
New England Patriots (Boston)....	1,734
New Orleans Saints.....	1,674
New York Giants (Newark)	1,438
New York Jets (Newark).....	1,438
Oakland Raiders	3,670

Philadelphia Eagles.....	1,356
Pittsburgh Steelers	824
San Diego Chargers	3,446
San Francisco 49ers	3,692
Seattle Seahawks.....	3,442
St. Louis Rams.....	516
Tampa Bay Buccaneers	2,024
Tennessee Titans (Nashville).....	818
Washington Redskins.....	1,224
This year's total.....	7,969
2001 total	9,314
2000 total	12,560
1999 total	13,796
1998 total	12,140
1997 total	13,016
1996 total	11,862
1995 total	8,682

Totals include pre-season; the 1997 total does not include the pre-season game in Dublin, Ireland. Dublin is 8,466 round-trip air miles from O'Hare.

- SCORING -

POINTS ALLOWED

Most, season

421	1997 (16 games)
379	1964 (14 games)
	1975 (14 games)
377	1989 (16 games)

Fewest, season

21	1920 (13 games)
35	1923 (12 games)
44*	1932 (14 games)
	1922 (12 games)
187	1986 (16 games)

Most, game

55	at Det, 11/27/97
53	at Chi. Cards, 11/27/55
52	at Balt, 9/27/64
	at SF, 9/19/65
	at SF, 12/23/91

Most, first half

34	at Balt, 10/4/58 (27, 7)
31	at Mia, 12/2/85 (10, 21)
	at TB, 12/22/96 (7, 24)
	at Wash, 10/31/99 (14, 17)

Most, second half

38	at Det, 11/27/97 (17, 21)
35	at GB, 9/30/62 (21, 14)
32	vs. Min, 9/18/94 (18, 14)

Most, first quarter

27	at Balt, 10/4/58
20	at TB, 10/25/87

Most, second quarter

31	at Mia, 12/2/85
24	at SF, 9/19/65
	at TB, 12/22/96

Most, third quarter

24	at Dal, 12/27/92
21	Last: at Sea, 9/23/84

Most, fourth quarter

28	at LA Rams, 10/26/52
	vs. GB, 11/6/55
	at SF, 12/23/91
21	Last: at Det, 11/27/97

TOUCHDOWNS ALLOWED

Most, season

50	1997 (16 games)
48	1975 (14 games)
47	1964 (14 games)
43	1989 (16 games)
	1992 (16 games)
	2000 (16 games)

Fewest, season

6†	1932 (14 games)
18	1963 (14 games)
20	1982 (9 games)
	1986 (16 games)

Most, game

7	Last: at Det, 11/27/97
6	Last: at Wash, 10/31/99

EXTRA POINTS ALLOWED

Most, season

47	1975 (14 games) 47 of 48
46	1964 (14 games) 46 of 47
45	1997 (16 games) 45 of 45

Fewest, season

4	1932 (14 games)
18	1963 (14 games) 18 of 18
	1982 (9 games) 18 of 20
19	1986 (16 games) 19 of 20
	2001 (16 games) 19 of 20

Most, game

7	at GB, 9/30/62
	at Balt, 9/27/64
	at SF, 9/19/65
	at SF, 12/23/91
	at Det, 11/27/97
6	Last: at Wash, 10/31/99

OPP'S EXTRA POINTS MISSED

Most, season

6	1955 (12 games)
4	1970 (14 games) 27 of 31
	1974 (14 games) 29 of 33
	1978 (16 games) 28 of 32
3	Last: 1990 (16 games) 28 of 31

Most, game

3	vs. Clev, 11/24/40
2	Last: at TB, 10/22/79

FIELD GOALS ALLOWED

Most, season

30	1994 (16 games)
26	1989 (16 games)
	1993 (16 games)
	1998 (16 games)
25	1973 (14 games)
	1999 (16 games)

Fewest, season

0†	1932 (14 games)
	1942 (11 games)
10	1967 (14 games)
12	1982 (9 games)
12	1979 (16 games)

Most, game

5	vs. Wash, 11/14/71
	vs. Min, 9/23/73
	vs. KC, 12/29/90
	at Min, 10/10/99

Records

Team Records-Defense

FIELD GOAL ATTEMPTS ALLOWED

Most, season

41	1971 (14 games)
	1994 (16 games)
39	1973 (14 games)
36	1989 (16 games)
	1999 (16 games)

Fewest, season

2	1942 (11 games)
17	1963 (14 games)
	1982 (9 games)
	1985 (16 games)

Most, game

7	vs. Dal, 11/24/68
6	vs. Wash, 11/14/71
	vs. Min, 9/23/73
5	Last: at Min, 10/10/99

OPP. FIELD GOALS MISSED

Most, season

18	1968 (14 games) 13 of 31
15	1971 (14 games) 24 of 39
14	1967 (14 games) 10 of 24
13	1980 (16 games) 14 of 27
	1987 (16 games) 18 of 31

Fewest, season

3	1978 (16 games) 16 of 19
---	--------------------------

Most, game

5	vs. Dal, 11/24/68 (2 of 7)
4	vs. Atl, 9/26/76 (1 of 5)
	at NO, 10/7/73 (0 for 4)
3	Last: vs. Det, 12/2/01 (1 of 4)

OPPONENTS' SAFETIES

Most, season

2	Last: 1988 (16 games)
---	-----------------------

Most, game

1	Last: vs. SF, 10/28/01
---	------------------------

- FIRST DOWNS -

TOTAL ALLOWED

Most, season

332	1989 (16 games)
316	1995 (16 games)
310	1999 (16 games)

Fewest, season

98	1942 (11 games)
166	1982 (9 games)
219	1984 (16 games)

Most, game

35	at Wash, 11/26/89
31	at Clev, 11/3/80
30	at LA Rams, 10/24/54
	at SF, 12/23/91

Fewest, game

3	at Clev, 10/9/38
	at Det, 11/23/41
5	at GB, 10/17/91
6	Last: vs. Sea, 9/9/90

RUSHING ALLOWED

Most, season

138	1973 (14 games)
128	1978 (16 games)
124	1977 (14 games)

Fewest, season

35*	1942 (11 games)
53	1982 (9 games)
67	1986 (16 games)

Most, game

19	at Min, 10/17/65
	vs. Den, 12/12/76
17	vs. Rams, 12/2/73
15	vs. Min, 9/15/94

Fewest, game

0†	at Clev, 10/10/37
	at Chi. Cards, 12/6/42
	at Det, 10/28/45
	at TB, 10/6/85
	vs. Buf, 10/2/88
	vs. Det, 11/20/94

PASSING ALLOWED

Most, season

212	1995 (16 games)
196	1999 (16 games)
191	1989 (16 games)
	2001 (16 games)

Fewest, season

33*	1943 (10 games)
90	1973 (14 games)
96	1963 (14 games)
122	1984 (16 games)

Most, game

23	at SF, 12/17/00
22	at Min, 9/19/85
21	at LA Rams, 12/26/82
	at Wash, 11/26/89
	at TB, 11/18/01

Fewest, game

0†	Last: vs. Atl, 11/24/85
----	-------------------------

BY PENALTY

Most, season

36	1968 (14 games)
30	1988 (16 games)
28	1964 (14 games)
	1997 (16 games)

Team Records-Defense

Fewest, season

10	1953 (12 games)
11	1977 (14 games)
	1982 (9 games)
12	1994 (16 games)

Most, game

7	at Phil, 11/26/44
5	vs. Wash, 9/15/68
4	Last: vs. NYG, 9/21/92

- NET YARDS -

YARDS ALLOWED (Rushing & passing)

Most, season

5,729	1989 (16 games)
5,704	1999 (16 games)
5,442	1995 (16 games)

Fewest, season

1,703	1942 (11 games)
2,846	1982 (9 games)
3,176	1963 (14 games)
3,869	1984 (16 games)

Most, game

583	at LA Rams, 12/26/82
557	at LA Rams, 10/24/54
550	at Clev, 11/25/61

Fewest, game

33	vs. Phil, 10/25/42
54	at Pit, 10/2/39
86	vs. Pit, 11/9/69
88	vs. Rams, 11/10/63
92	vs. TB, 11/26/78

- RUSHING -

ATTEMPTS ALLOWED

Most, season

564	1978 (16 games)
563	1973 (14 games)
547	1975 (14 games)

Fewest, season

260	1982 (9 games)
294	1942 (11 games)
358	1964 (14 games)
359	1985 (16 games)

Most, game

59	vs. Den, 12/12/76
----	-------------------

55	at Dal, 10/24/76
----	------------------

54	at NE, 10/30/88
----	-----------------

Fewest, game

10	vs. Mia, 9/4/88
	vs. Buf, 10/2/88
	vs. Atl, 9/27/92
11	vs. GB, 11/27/88
12	vs. Det, 11/22/87

YARDS ALLOWED

Most, season

2,509	1973 (14 games)
2,174	1978 (16 games)
2,157	1977 (14 games)

Fewest, season

519*	1942 (11 games)
897	1982 (9 games)
1,313	2001 (16 games)

Most, game

393	at Det, 11/26/36
356	vs. Den, 12/12/76
304	at Min, 10/17/65

Fewest, game

-36	vs. Phil, 11/19/39
-17	at Chi. Cards, 12/6/42
0	vs. Buf, 10/2/88
11	at Min, 10/28/96

AVERAGE ALLOWED

Highest, season

5.28	1955 (12 games)
4.45	1994 (16 games)
4.44	1973 (14 games)

Lowest, season

1.77	1942 (11 games)
3.17	1970 (14 games)
3.32	1974 (14 games)
3.41	1988 (16 games)

STATE OF THE BEARS

29 of the 50 states are represented on the Chicago Bears roster. Texas and Florida lead the way with 10 players from each state followed by California and Louisiana with seven. Georgia and North Carolina each have six players from their state on the roster and Ohio has five. The Land of Lincoln has two players on this year's roster: **Luke Butkus (Bloom Trail HS; Steger)** and **Ahmad Merritt (St. Rita; Chicago)**.

Records

Team Records-Defense

Highest, game

9.11	at NYJ, 9/25/94
8.30	at Min, 10/10/99
8.03	at Clev, 11/25/51

Lowest, game

-0.89	at Chi. Cards, 12/6/42
0.00	vs. Buf, 10/2/88
0.80	at Min, 10/28/96

TOUCHDOWNS ALLOWED

Most, season

25	1975 (14 games)
21	1989 (16 games)
20	1964 (14 games)

Fewest, season

3	1932 (14 games)
	1942 (11 games)
4	1982 (9 games)
	1986 (16 games)
5	1987 (15 games)
	1988 (16 games)

Most, game

6	at Chi. Cards, 11/28/29
5	at GB, 9/30/62
	vs. GB, 11/4/62
4	Last: at Det, 11/27/97

OPPONENTS' FUMBLES

Most, season

44	1952 (12 games)
38	1990 (16 games)
37	1972 (14 games)
	1976 (14 games)
	1983 (16 games)
	1987 (15 games)

Fewest, season

13	1960 (12 games)
17	1988 (16 games)
20	1968 (14 games)
	1982 (9 games)
	2000 (16 games)

Most, game

7	at LA Rams, 11/15/64
	at LA Rams, 9/16/66
	vs. GB, 12/18/83
	at GB, 9/16/90
5	Last: at TB, 11/18/01

OPPONENTS' FUMBLES LOST

Most, season

26	1952 (12 games)
24	1962 (14 games)
	1965 (14 games)
23	1976 (14 games)
	1971 (14 games)
22	1966 (14 games)
	1981 (16 games)

Fewest, season

6	1943 (10 games)
	1945 (10 games)
7	1982 (9 games)
9	1988 (16 games)
	2000 (16 games)

Most, game

5	at Den, 9/30/73
	at KC, 11/8/81
	at Oak, 9/26/99
4	Last: at Det, 12/22/85

- PASSING -

ATTEMPTS ALLOWED

Most, season

602	2001 (16 games)
595	1995 (16 games)
583	1999 (16 games)

Fewest, season

187	1933 (13 games)
294	1982 (9 games)
296	1969 (14 games)
435	1984 (16 games)

Most, game

62	vs. Phil, 10/2/89
57	at Det, 10/9/88
	at TB, 11/18/01
55	at Min, 9/19/85

Fewest, game

3	vs. NYG, 11/17/35
	at Det, 11/28/35
9	vs. Atl, 9/17/72
10	vs. GB, 11/12/72

COMPLETIONS ALLOWED

Most, season

374	1995 (16 games)
355	2001 (16 games)
354	1999 (16 games)

Fewest, season

59	1935 (12 games)
150	1969 (14 games)
164	1982 (9 games)
197	1984 (16 games)

* NFL Record

† Tied NFL Record

Team Records-Defense

Most, game

41	at TB, 11/18/01
36	vs. GB, 12/5/93
	at SF, 12/17/00
34	vs. Pit, 11/5/95

Fewest, game

0 [†]	vs. Chi. Cards, 10/15/33
	at Bos, 11/5/33
	at GB, 9/25/49
3	at GB, 11/4/73
	vs. GB, 12/16/73
	vs. Atl, 11/24/85

OPPONENTS' COMPLETION PCT.

Highest, season

64.0	1998 (16 games)
62.9	1995 (16 games)
62.6	2000 (16 games)

Lowest, season

30.4	1935 (12 games)
42.6	1967 (14 games)
44.4	1981 (16 games)

Highest, game (10+ attempts)

86.7	at Balt, 9/27/64
85.0	at Atl, 10/14/73
81.8	at SF, 12/17/00

Lowest, game (10+)

0.0	at GB, 9/25/49
17.6	at Det, 11/5/67
	vs. Atl, 11/24/85
20.0	at GB, 11/4/73

NET YARDS ALLOWED

Most, season

4,240	1995 (16 games)
3,832	1989 (16 games)
3,822	1999 (16 games)

Fewest, season

691	1933 (13 games)
1,674	1973 (14 games)
1,765	1963 (14 games)
2,492	1984 (16 games)

Most, game

506	at LA Rams, 12/26/82
411	at Min, 9/19/85
395	at TB, 11/18/01

Fewest, game

-22	vs. Atl, 11/24/85
-12	at GB, 11/4/73
-7	vs. TB, 11/26/78

SACKS (since 1972)

Most, season

72	1984 (16 games)
70	1987 (15 games)
64	1985 (16 games)

Fewest, season

23	1972 (14 games)
24	1974 (14 games)
28	1998 (16 games)
	1994 (16 games)

Most, game

12	at Det, 12/16/84
11	at Phil, 10/4/87
	vs. Min, 10/28/84
9	Last: at LA Raid, 12/27/87

YARDS LOST

Most, season

583	1984 (16 games)
503	1986 (16 games)
484	1987 (15 games)

Fewest, season

154	1953 (12 games)
163	1972 (14 games)
173	1974 (14 games)
175	1994 (16 games)

Most, game

114	vs. Min, 12/17/61
107	vs. Det, 11/20/60
101	vs. Min, 10/28/84

TD PASSES ALLOWED

Most, season

27	1961 (14 games)
	1964 (14 games)
	1995 (16 games)
	1998 (16 games)
25	1968 (14 games)
	1997 (16 games)
	2000 (16 games)

Fewest, season

2	1934 (13 games)
3	1932 (14 games)
	1936 (12 games)
7	1977 (14 games)
10	1982 (9 games)
12	2001 (16 games)

Most, game

5	vs. SF, 11/19/72
	at Pit, 9/28/80
	at Min, 11/28/82
	at GB, 11/12/95
4	Last: at Min, 12/6/98

Records

Team Records-Defense - TURNOVERS -

TAKEAWAYS

Most, season

58	1947 (12 games)
54	1985 (16 games)
51	1963 (14 games)

Fewest, season

19	1982 (9 games)
20	2000 (16 games)
22	1994 (16 games)

Most, game

12†	at Det, 11/22/42 (7 int, 5 fum)
9	vs. StL Cards, 11/19/67 (7 int, 2 fum)
8	at Rams, 10/13/63 (6 int, 2 fum)
	vs. Phil, 10/27/63 (4 int, 4 fum)
	at GB, 9/24/67 (5 int, 3 fum)
	vs. TB, 9/2/84 (6 int, 2 fum)

TOUCHDOWNS ON FUMBLES

Most, season

5	1942 (11 games)
2	Last: 2001

Most, game

2	vs. Wash, 11/28/48
1	Last: vs. GB, 12/5/93

- INTERCEPTIONS -

INTERCEPTIONS

Most, season

37	1935 (12 games)
36	1963 (14 games)
34	1985 (16 games)

Fewest, season

10	1960 (12 games)
	1964 (14 games)
11	2000 (16 games)
12	1994 (16 games)

Most, game

7	at GB, 9/22/40
	at Det, 11/22/42
	at Chi. Cards, 12/5/54
	vs. StL, 11/19/67
6	at Rams, 10/13/63
	vs. TB, 9/2/84

YARDS RETURNED

Most, season

585	1941 (11 games)
537	1963 (14 games)
512	1985 (16 games)

Fewest, season

60	1997 (16 games)
69	1987 (15 games)
99	1982 (9 games)

Most, game

149	vs. LA Rams, 10/11/64
120	vs. GB, 12/5/93

TOUCHDOWNS

Most, season

4	Last: 2000 (16 games)
3	Last: 2001 (16 games)

Most, game

2	Last: vs. GB, 12/5/93
---	-----------------------

- PUNTING -

PUNTS ALLOWED

Most, season

100	1984 (16 games)
	1986 (16 games)
99	1983 (16 games)
98	1981 (16 games)

Fewest, season

42	1945 (10 games)
49	1982 (9 games)
62	1964 (14 games)
	1972 (14 games)
	1995 (16 games)

Most, game

16	vs. Chi. Cards, 11/30/33
15	vs. NY Giants, 11/17/35
11	at Clev, 10/15/72
	vs. NE, 9/16/85

Fewest, game

0†	at Det, 12/2/56
	at GB, 9/24/67
	at Mia, 9/23/79
	vs. GB, 12/17/89

GROSS AVERAGE ALLOWED

Highest, season

46.6	1964 (14 games)
43.5	1997 (16 games)
43.3	1963 (14 games)

Lowest, season

35.4	1978 (16 games)
36.3	1976 (14 games)
37.1	1995 (16 games)

Team Records-Defense

Highest, game (4+ punts)

61.8	vs. Det, 11/24/46
55.3	at Dal, 9/28/97
54.5	at SF, 11/19/61

Lowest, game (4+)

23.6	vs. Atl, 11/19/78
25.5	at Pit, 11/30/58
26.0	vs. Den, 12/12/76

- PUNT RETURNS -

RETURNS ALLOWED

Most, season

66	1981 (16 games)
58	1974 (14 games)
54	1979 (14 games)

Fewest, season

20	1941 (11 games)
22	1965 (14 games)
	1993 (16 games)
24	1972 (14 games)
	1986 (14 games)

Most, game

9	at Chi. Cards, 11/29/59
8	vs. Wash, 10/11/81
	at Atl, 10/13/74
7	Last: at Min, 11/25/01

YARDS ALLOWED

Most, season

727	1997 (16 games)
633	1974 (14 games)
594	1981 (16 games)

Fewest, season

106	1969 (14 games)
110	1972 (14 games)
115	1993 (16 games)

Most, game

147	vs. GB, 11/8/59
117	at Atl, 10/13/74
116	at TB, 12/21/97

AVERAGE RETURN ALLOWED

Highest, season

17.0	1941 (11 games)
14.0	1997 (16 games)
13.0	1987 (15 games)

Lowest, season

3.8	1969 (14 games)
4.1	1967 (14 games)
5.2	1993 (16 games)

TOUCHDOWNS ALLOWED

Most, season

2	1933 (13 games)
	1941 (11 games)
	1947 (12 games)
	1952 (12 games)
	1954 (12 games)
	1996 (16 games)
	1997 (16 games)

Most, game

1	Last: vs. TB, 11/29/98
---	------------------------

FAIR CATCHES FORCED

Most, season

38	1993 (16 games)
33	2000 (16 games)
26	1972 (14 games)
	1973 (14 games)

Fewest, season

5	1989 (16 games)
6	1990 (16 games)
7	1980 (16 games)
	1982 (9 games)
	1987 (15 games)

Most, game

7	vs. Det, 11/21/76
6	at GB, 12/16/73

- KICKOFF RETURNS -

RETURNS ALLOWED

Most, season

78	1985 (16 games)
73	1990 (16 games)
72	1965 (14 games)
	1995 (16 games)

Fewest, season

30	1982 (9 games)
32	1971 (14 games)
44	1981 (16 games)

Most, game

10	vs. Det, 9/24/89
9	at Bos, 11/21/48
	vs. Balt, 10/21/56
	vs. GB, 12/7/80
	vs. TB, 9/25/93
8	Last: at TB, 10/21/84

Fewest, game

0†	Last: vs. NO, 9/19/82
----	-----------------------

* NFL Record

† Tied NFL Record

Records

Team Records-Defense

YARDS ALLOWED

Most, season

1,827	1985 (16 games)
1,583	1965 (14 games)
1,570	1995 (16 games)

Fewest, season

435	1940 (11 games)
537	1982 (9 games)
700	1945 (10 games)
	1974 (14 games)
918	1993 (16 games)

Most, game

275	at Det, 9/24/89
254	at LA Rams, 10/13/63
234	vs. GB, 12/7/80

Fewest, game

0†	Last: vs. Min, 9/18/94
----	------------------------

AVERAGE ALLOWED

Highest, season

27.8	1960 (12 games)
25.6	1971 (14 games)
24.7	1973 (14 games)

Lowest, season

16.0	1946 (11 games)
16.6	1999 (16 games)
17.3	1993 (16 games)

TOUCHDOWNS ALLOWED

Most, season

1	Last: 1996
---	------------

Most, game

1	Last: vs. GB, 10/6/96
---	-----------------------

OPPONENTS' PENALTIES

Most, season

129	1980 (16 games)
120	1987 (15 games)
119	1981 (16 games)

Fewest, season

34	1942 (11 games)
43	1941 (11 games)
52	1982 (9 games)
66	1969 (14 games)
78	2000 (16 games)

Most, game

21	at Clev, 11/25/51
16	at GB, 11/8/87
15	at Det, 9/22/68
	at TB, 10/21/84

Fewest, game

0†	Last: vs. Den, 12/18/93
1	Last: vs. TB, 11/19/00

OPPONENTS' YARDS PENALIZED

Most, season

1,109	1980 (16 games)
1,103	1987 (15 games)
947	1981 (16 games)

Fewest, season

110	1937 (11 games)
451	1982 (9 games)
611	1965 (14 games)
645	1994 (16 games)

Most, game

209	at Clev, 11/25/51
149	vs. NO, 10/8/00
147	at Det, 9/22/68

Fewest, game

0†	Last: vs. Den, 12/18/93
1	Last: vs. Rams, 12/18/94

* NFL Record

† Tied NFL Record

BEARS LONGEST WINNING/LOSING STREAKS VERSUS ONE TEAM

BEARS LONGEST WINNING STREAKS

Gms	Team	Years
13	Pittsburgh Steelers	1934-49
12	Tampa Bay Buccaneers	1983-88
11	Detroit Lions	1946-51
	Philadelphia Eagles	1935-47

BEARS LONGEST LOSING STREAKS

Gms	Team	Years
10	Green Bay Packers	1994-98
8	Minnesota Vikings	1972-76
7	Baltimore Colts	1966-83
	Green Bay Packers	1928-30



Career Coaching Records

	Years	Overall W-L-T (Pct.)	Regular W-L-T	Post-season W-L
1. George Halas	1920-29; 33-42; 46-55; 58-67	324-151-31 (.682)	318-148-31	6-3
2. Mike Ditka	1982-92	112-68-0 (.622)	106-62-0	6-6
3. Dave Wannstedt	1993-98	41-57-0 (.418)	40-56-0	1-1
4. Neill Armstrong	1978-81	30-35-0 (.462)	30-34-0	0-1
5. Ralph Jones	1930-32	24-10-7 (.706)	24-10-7	None
6. Heartley (Hunk) Anderson/ Luke Johnsos (co-coaches)	1942-45	24-12-2 (.667)	23-11-2	1-1
7. Dick Jauron	1999-2001	24-25 (.490)	24-24	0-1
8. Jack Pardee	1975-77	20-23-0 (.465)	20-22-0	0-1
9. Jim Dooley	1968-71	20-36-0 (.357)	20-36-0	None
10. John "Paddy" Driscoll	1956-57	14-10-1 (.583)	14-9-1	0-1
11. Abe Gibron	1972-74	11-30-1 (.274)	11-30-1	None
TOTALS	1920-2001	644-456-42 (.585)	630-442-42	14-15



Career Scoring

	Years	Ru	Rec	Ret	PAT	FG	Pts
1. Kevin Butler (k)	1985-95	0	0	0	387/397	243/333	1,116
2. Walter Payton (hb)	1975-87	110	15	0	0	0	750
3. Bob Thomas (k)	1975-84	0	0	0	245/268	128/205	629
4. George Blanda (k-qb)	1949-58	5	0	0	247/250	88/201	541
5. Mac Percival (k)	1967-73	0	0	0	159/162	99/182	456
6. Neal Anderson (rb)	1986-93	51	20	0	0	0	426
7. Roger Leclerc (k)	1960-66	0	0	0	152/158	75/146	377
8. Jack Manders (fb-lb-hb-db-k)	1933-40	11	6	2	133/*	40/*	367
9. Rick Casares (fb)	1955-64	49	10	0	0	0	354
10. Gale Sayers (rb)	1965-71	39	9	8	0	0	336
11. Ken Kavanaugh (e)	1940-41; 45-50	0	50	2	1/1	0	313
12. Johnny Lujack (qb-k)	1948-51	21	0	0	130/136	4/9	268
13. Jeff Jaeger (k)	1996-99	0	0	0	77/78	63/83	266
14. Harlon Hill (e)	1954-61	0	40	0	0	0	240
15. George McAfee (hb-db)	1940-41; 45-50	22	11	6	0	0	234
16. Ray (Scooter) McLean (hb-db)	1940-47	6	21	3	45/54	0/1	225
17. Willie Galimore (rb)	1957-63	26	10	1	0	0	222
Johnny Morris (rb-wr)	1958-67	5	31	1	0	0	222
19. Mike Ditka (te)	1961-66	0	34	2	0	0	216
20. Hugh Gallarneau (hb)	1941-42; 45-47	26	7	2	0	0	210
Dick Gordon (wr)	1965-71	0	35	0	0	0	210

* figures not available



Career Interceptions

	Years	Int	Yards	Avg	TD
1. Gary Fencik (s)	1976-87	38	483	12.7	1
2. Richie Petitbon (s)	1959-68	37	643	17.4	3
3. Donnell Woolford (cb)	1989-96	32	212	6.6	1
4. Bennie McRae (cb)	1962-70	27	485	18.0	4
5. Dave Whitsell (cb)	1961-66	26	397	15.3	2
6. George McAfee (db)	1940-41; 45-50	25	350	14.0	1
7. JC Caroline (db)	1956-65	24	405	16.9	2
Doug Buffone (lb)	1966-79	24	211	8.8	0
9. Roosevelt Taylor (s)	1961-69	23	414	18.0	3
10. Dick Butkus (lb)	1965-73	22	166	7.5	0
Allan Ellis (cb)	1973-77; 79-80	22	185	8.4	1

Records

Miscellaneous

Career Rushing

	Years	Att	Yards	Avg	TD
1. Walter Payton	1975-87	3,838	16,726	4.4	110
2. Neal Anderson	1986-93	1,515	6,166	4.1	51
3. Rick Casares (fb)	1955-64	1,386	5,675	4.1	49
4. Gale Sayers	1965-71	991	4,956	5.0	39
5. Roland Harper	1975-78; 80-82	757	3,044	4.0	15
6. Willie Galimore	1957-63	670	2,985	4.5	26
7. Matt Suhey (fb)	1980-89	829	2,946	3.6	20
8. Ronnie Bull (hb/fb)	1962-70	787	2,871	3.7	9
9. Bronko Nagurski (fb)	1930-37; 43	633	2,778	4.4	18
10. Bobby Douglass (qb)	1969-75	373	2,470	6.6	20
11. Ray Nolling	1936-43	508	2,285	4.5	16
12. Raymont Harris	1994-97	592	2,245	3.8	15
13. George Gulyanics	1947-52	609	2,081	4.1	19
14. Brad Muster (fb)	1988-92	455	2,014	4.4	20
15. James Allen	1998-2001	515	1,978	3.8	4
16. Gary Famiglietti	1938-45	505	1,927	3.8	20
17. Beattie Feathers	1934-37	320	1,846	5.8	14
18. Bill Osmanski (fb)	1939-43; 46-47	368	1,753	4.8	20
19. George McAfee	1940-41; 45-50	341	1,685	4.9	22
20. Rashaan Salaam	1995-97	470	1,682	3.6	13
21. Jack Manders (fb/hb)	1933-40	451	1,586	3.4	11
22. Curtis Enis	1998-2000	456	1,497	3.3	4
23. Hugh Gallarneau	1941-42; 45-47	343	1,421	4.1	26

Career Passing

(400+ Attempts)	Years	Att	Cmp	Cmp%	Yards	Y/Att	TD	TD%	Int	Int%	Rate
1. Erik Kramer	1994-98	1,557	913	58.6	10,582	6.80	63	4.0	45	2.9	80.7
2. Jim McMahon	1982-88	1,513	874	57.8	11,203	7.37	67	4.4	56	3.7	80.4
3. Jim Miller	1999-2001	651	385	59.1	3,923	6.03	21	3.2	17	2.6	76.3
4. Shane Matthews	1996; 99-2001	599	366	61.1	3,461	5.78	19	3.2	18	3.0	75.1
5. Sid Luckman	1939-50	1,744	904	51.8	14,686	8.42	137	7.9	132	7.6	75.0
6. Jim Harbaugh	1987-93	1,759	1,023	58.1	11,567	6.58	50	2.8	56	3.2	74.2
7. Bill Wade	1961-66	1,407	767	54.5	9,958	7.08	68	4.8	66	4.7	73.4
8. Rudy Bukich	1958-59; 62-68	878	474	54.0	6,254	7.12	46	5.2	45	5.1	72.8
9. Cade McNown	1999-2000	515	281	54.6	3,111	6.04	16	3.1	19	3.7	67.7
10. Johnny Lujack	1948-51	808	404	50.0	6,295	7.79	41	5.1	54	6.7	65.3
11. Mike Tomczak	1985-90	915	454	49.6	6,247	6.83	33	3.6	47	5.1	62.5
Ed Brown	1954-61	1,246	607	48.7	9,698	7.78	63	5.1	88	7.1	62.5
13. Bernie Masterson	1934-40	409	156	38.1	3,366	8.23	34	8.3	38	9.3	57.2
14. Mike Phipps	1977-81	482	253	52.5	2,806	5.82	15	3.1	27	5.6	57.1
15. Jack Concannon	1967-71	951	486	51.1	5,222	5.49	31	3.3	52	5.5	55.6

Career Sacks

	Years	Sacks
1. Richard Dent	1983-93; 95	124.5
2. Steve McMichael	1981-93	92.5
3. Dan Hampton	1979-90	82.0
4. Jim Osborne	1972-84	81.5
5. Mike Hartenstein	1975-86	55.5

Career FGs

	Years	FG	FGA	Pct.
1. Kevin Butler	1985-95	243	333	72.9
2. Bob Thomas	1975-84	128	205	62.4
3. Mac Percival	1967-73	99	182	54.4
4. George Blanda	1949-58	88	201	43.8
5. Roger Leclerc	1960-66	75	146	51.4



Career Receiving

— YARDS —

	Years	Yards	Catches	Avg	TD
1. Johnny Morris (wr)	1958-67	5,059	356	14.2	31
2. Harlon Hill (wr)	1954-61	4,616	226	20.4	40
3. Walter Payton (rb)	1975-87	4,538	492	9.2	15
4. Mike Ditka (te)	1961-66	4,503	316	14.3	34
5. Curtis Conway (wr)	1993-99	4,498	329	13.7	31
6. Willie Gault (wr)	1983-87	3,650	184	19.8	27
7. Ken Kavanaugh (e)	1940-41; 45-50	3,626	162	22.4	50
8. Dick Gordon (wr)	1965-71	3,550	238	14.9	35
9. James Scott (wr)	1976-80; 82	3,202	177	18.1	20
10. Jim Dooley (wr)	1952-54; 56-57; 59-62	3,172	211	15.0	16
11. Jim Keane (e)	1946-51	3,031	206	14.7	23
12. Wendell Davis (wr)	1988-93	3,000	207	14.5	14
13. Bobby Engram (wr)	1996-2000	2,831	246	11.5	17
14. Bill McColl (e)	1952-59	2,815	201	14.0	25
15. Neal Anderson (rb)	1986-93	2,763	302	9.1	20
16. Dennis McKinnon (wr)	1983-85; 87-89	2,753	182	15.1	21
17. Emery Moorehead (te)	1981-88	2,730	200	13.7	14
18. Marcus Robinson (wr)	1997-2001	2,451	166	14.8	17
19. Jeff Graham (wr)	1994-95	2,245	150	14.9	8
20. Ray (Scooter) McLean (rb)	1940-47	2,232	103	21.7	21
21. Tom Waddle (wr)	1989-94	2,109	173	12.2	9
22. Matt Suhey (rb)	1980-89	2,109	259	8.1	5
23. Dennis Gentry (wr)	1982-92	2,076	171	12.1	7
24. Brian Baschnagel (wr)	1976-84	2,024	134	15.1	9
25. Ron Morris (wr)	1987-92	1,991	121	16.5	9

— CATCHES —

	Years	Catches	Yards	Avg	TD
1. Walter Payton (rb)	1975-87	492	4,538	9.2	15
2. Johnny Morris (wr)	1958-67	356	5,059	14.2	31
3. Curtis Conway (wr)	1993-99	329	4,498	13.7	31
4. Mike Ditka (te)	1961-66	316	4,503	14.3	34
5. Neal Anderson (rb)	1986-93	302	2,763	9.1	20
6. Matt Suhey (fb)	1980-89	259	2,109	8.1	5
7. Bobby Engram (wr)	1996-2000	246	2,831	11.5	17
8. Dick Gordon (wr)	1965-71	238	3,550	14.9	35
9. Harlon Hill (e)	1954-61	226	4,616	20.4	40
10. Jim Dooley (wr)	1952-54; 56-57; 59-62	211	3,172	15.0	16
11. Wendell Davis (wr)	1988-93	207	3,000	14.5	14
12. Jim Keane (e)	1946-51	206	3,031	14.7	23
13. Bill McColl (e)	1952-59	201	2,815	14.0	25
14. Emery Moorehead (te)	1981-88	200	2,730	13.7	14
15. Willie Gault (wr)	1983-87	184	3,650	19.8	27
16. Dennis McKinnon (wr)	1983-85; 87-89	182	2,753	15.1	21
17. Rick Casares (fb)	1955-64	182	1,538	8.5	10
18. James Scott (wr)	1976-80; 82	177	3,202	18.1	20
19. Tom Waddle (wr)	1989-94	173	2,109	12.2	9
20. Ryan Wetnight (te)	1993-99	172	1,522	8.9	9
21. Dennis Gentry (wr)	1982-92	171	2,076	12.1	7
22. Brad Muster (fb)	1988-92	169	1,623	9.6	7
23. Marty Booker (wr)	1999-01	166	1,780	10.7	13
24. Marcus Robinson (wr)	1998-01	166	2,451	14.8	17
25. Ronnie Bull (hb-fb)	1962-70	163	1,404	8.6	4

Records

Miscellaneous



Career Kickoff Returns

(25+ Returns)	Years	Returns	Yards	Avg	TD
1. Glyn Milburn	1998-2001	192	4,596	23.9	2
2. Dennis Gentry	1982-92	192	4,353	22.7	3
3. Gale Sayers	1965-71	91	2,781	30.6	6
4. Cecil Turner	1968-73	108	2,616	24.2	4
5. Ron Smith	1965; 70-72	85	2,263	26.6	1
6. Brian Baschnagel	1976-84	89	2,104	23.6	0
7. Nate Lewis	1994-95	77	1,778	23.1	0
8. Charlie Bivins	1960-66	62	1,531	24.7	0
9. Dick Gordon	1965-71	58	1,362	23.5	0
10. Johnny Morris	1958-67	54	1,267	23.5	0
11. Willie Galimore	1957-63	43	1,100	25.6	1
12. Tyrone Hughes	1997	43	1,008	23.4	0
13. Ron Drzewiecki	1955; 57	38	906	23.8	0
14. Willie Gault	1983-87	37	885	23.9	1
15. Lenny Walterscheid	1977-82	34	833	24.5	0



Career Punt Returns

(25+ Returns)	Years	Returns	Yards	Avg	TD
1. George McAfee	1940-41; 45-50	112	1,431	12.8	2
2. Dennis McKinnon	1983-85; 87-89	127	1,171	9.2	3
3. Jeff Fisher	1981-84	123	1,137	9.2	1
4. Glyn Milburn	1998-2001	94	970	10.3	1
5. Johnny Morris	1958-67	104	893	8.6	1
6. Steve Schubert	1975-79	103	866	8.4	3
7. Virgil Livers	1975-79	86	738	8.6	0
8. Johnny Bailey	1990-91	72	680	9.4	1
9. JR Boone	1948-51	56	635	11.3	0
10. Ray (Scooter) McLean	1940-47	42	622	14.8	3
11. Lew Barnes	1986	59	482	8.5	0
12. Lenny Walterscheid	1977-82	57	424	7.4	0
13. Gale Sayers	1965-71	28	391	14.0	2
14. Jeff Graham	1994-95	38	323	8.5	1
15. Jon Arnett	1964-66	45	298	6.6	0



Career Punting

(75+ Punts)	Years	Punts	Yards	Gross Avg
1. George Gulyanics	1947-52	113	5,032	44.5
2. Brad Maynard	2001	87	3,709	42.6
2. Todd Sauerbrun	1995-99	328	13,849	42.2
3. Bobby Joe Green	1962-73	833	35,057	42.1
4. Fred (Curley) Morrison	1950-53	243	10,170	41.9
5. Bryan Wagner	1987-88	115	4,743	41.2
6. Maury Buford	1985-86; 89-91	354	14,491	40.9
7. Ed Brown	1954-61	343	13,912	40.6
8. Dave Finzer	1984	83	3,328	40.1
9. Edmund (Zeke) Bratkowski	1954; 57-60; 72	76	3,023	39.8

- 1920s -

- 9/17/20**—George Halas, representing the Decatur Staleys, meets with representatives of 11 other clubs at Ralph Hay's Hupmobile showroom in Canton, Ohio, forming the American Professional Football Association—which later became the NFL. Membership is set at \$100.
- 1920**—The Staleys shutout 10 of their 13 foes, losing only to the Chicago Cardinals (7-6 at Normal Park), and post a 10-1-2 record. Each player is paid \$1,900 for the season.
- 1921**—Decatur Staleys become Chicago Staleys, play in Wrigley Field, and win the APFA title with 9-1-1 record. A. E. Staley gives Halas the club with \$5,000 to keep the Staleys name for the year. Halas makes Dutch Sternaman his partner.
- 1/28/22**—Franchise renamed Chicago Bears.
- 11/27/22**—First Chicago player deal: Bears buy tackle Ed Healey's contract from the Rock Island Independents for \$100—twice the going rate for a franchise that season.
- 11/22/25**—Harold "Red" Grange signs with Bears and pro football leaves its cradle. His agent C.C. (Cash & Carry) Pyle negotiates a \$100,000 deal with the Bears.
- 11/26/25**—Halas takes the Bears and Grange on a coast-to-coast tour that sees the club play 16 games from Nov. 26 through Jan. 31 interrupted only by a two-week rest. The Bears post a 11-4-1 record on the trip.
- 11/26/25**—Grange's first game—36,000 see Bears and Cardinals go 0-0 in Wrigley Field with Grange held to 36 yards.
- 1/16/26**—Grange gets two TDs as the Bears impress 75,000 in the LA Coliseum beating the LA Tigers 17-7.
- 3/1/26**—Bears open offices at 111 W. Washington.

- 1930s -

- 1930**—After a 4-9-2 1929 season, George Halas replaces himself as head coach with Ralph Jones. Jones posts a 24-10-7 record during his three seasons.
- 12/15/30**—Bears and Cardinals play football's first indoor game on an 80-yard field in Chicago Stadium. The exhibition aids unemployment; Bears win 9-7 before 10,000 fans.
- 11/15/31**—New Yorkers (including Gov. Alfred E. Smith and Mayor Jimmy Walker) in field boxes at \$100 a seat watch Bears top Giants at Polo Grounds 12-6.

Bears Historical Highlights

- 12/18/32**—Bronko Nagurski hits Red Grange with a two-yard TD pass and the Bears top the Portsmouth Spartans 9-0 for the NFL championship. The game was played before 11,198, indoors at Chicago Stadium on an 80-yard field.
- 1932**—Franchise loses \$18,000 prompting Dutch Sternaman to unload his half of the Bears to George Halas.
- 1933**—George Halas returns as head coach and takes club out of town for training camp for the first time. University of Notre Dame is the host.
- 11/5/33**—Boston Redskins beat Bears, 10-0, ending Chicago's 16-game unbeaten string.
- 12/17/33**—Bears use rookie Jack Manders' accurate kicking for 11 points and defeat the Giants 23-21 in the NFL's first championship game.
- 1934**—Halas University, the Bears alumni association begins. Annually, Bear veterans return during season for Homecoming Weekend.
- 1934**—Bears hold training camp at Lane Tech High in Chicago.
- 8/31/34**—A classic is born as 79,432 watch the NFL champion Bears held to a scoreless tie by the first College All-Star team in a game sponsored by *Chicago Tribune* Charities at Soldier Field.
- 12/2/34**—Rookie Beattie Feathers becomes first pro to rush for 1,000 yards in a season (1,004), leading the NFL.
- 12/9/34**—Undefeated Bears slip before Giants in NFL title tilt at Polo Grounds 30-13 before 35,059. With Chicago leading 10-3 at the half, NY dons basketball sneakers and scores 27 points.
- 1935**—Training camp is conducted at St. John's Military Academy in Delafield, Wisconsin.
- 1936**—Bears make Joe Stydahar, a tackle from West Virginia, their first draft pick ever.
- 12/12/37**—Bears win Western Division title but lose NFL Championship 28-21 to Redskins at Wrigley Field. Sammy Baugh hits 18 of 33 for 335 yards and three TDs. Jack Manders scores 15 of the Bears points. A Chicago player's share is \$127.78.

- 1940s -

- 12/8/40**—Ten Bears tally TDs as Chicago rips Washington 73-0 for the NFL title before 36,034 in D.C. The rout signals the beginning of pro football's modern era with the formal unveiling of the T-formation. Each player receives \$873.

History

Bears Historical Highlights

1941—*Bear Down Chicago Bears*, the Bears new fight song, is published.

12/14/41—Bears and Packers agree their playoff game should be played to a "sudden death" finish in event of tie. NFL adopts plan 1/24/42.

1942—George Halas departs in October for the US Navy. The Bears win their final six games, finish the season 11-0, and advance to the title game but lose to Washington, 14-6.

1943—Hunk Anderson and Luke Johnsos co-coach the wartime Bears for the next three seasons, compiling a 15-11-2 record.

11/14/43—Sid Luckman becomes the first pro to pass for 400+ yards in a game, scorching the Giants for 433 yards and seven TDs.

12/26/43—The Bears blast Washington 41-21 in Wrigley Field for the NFL title before 34,320 fans. Sid Luckman throws five TD passes (2 each to Harry Clark and Dante Magnani). Bronko Nagurski scores his last Bear TD, a 3-yard run.

12/15/46—With George Halas around for the full season, the Bears whip the Giants 24-14 before a record NFL title crowd of 58,346 in the Polo Grounds. After opening with a 21-yard TD pass to Ken Kavanaugh, Sid Luckman gets the winning score on a 19-yard bootleg.

1948—Bears make the first trade for a draft choice, then select QB Bobby Layne.

12/11/49—Johnny Lujack sets NFL passing record with 468 yards against the Cardinals.

— 1950s —

12/17/50—Bears and Rams tie for Western Division title with 9-3 marks but Rams trip Bears in LA 24-14 to break the tie.

1956—Halas retires for a third time. Paddy Driscoll gets the position.

12/30/56—Giants, with their sneakers again, trounce Chicago 47-7 before 56,836 in Yankee Stadium for NFL title.

11/2/58—Bears and Rams establish NFL attendance record drawing 90,833 paid (100,470 actual) in the LA Coliseum. Rams win 41-35.

— 1960s —

10/22/61—Bears destroy the scorching 49er shotgun formation 31-0 with Bill George playing middle guard and the defensive line stunting.

12/29/63—Bears intercept five YA Tittle passes and capture NFL title from Giants 14-10 in Wrigley Field before 45,801 and closed circuit TV. QB Bill Wade gets both TDs on two- and one-yard runs. Each Bear earns \$5,899.

1964—Flanker Johnny Morris catches NFL record 93 passes.

1965—Bears set standard for draft by selecting LB Dick Butkus and RB Gale Sayers in first round.

1965—Rookie Sayers bursts into pro football with a NFL-record 22 TDs.

12/12/65—Gale Sayers scores six TDs against 49ers.

1966—Gale Sayers sets NFL combined yards record with 2,440.

5/27/68—The all-time winningest coach in football history, George Halas, retires from coaching after 40 seasons with 324 wins, 151 defeats, 31 ties.

— 1970s —

3/19/70—George Halas elected president of the National Football Conference as NFL-AFL merge.

6/16/70—Bear running back Brian Piccolo dies of cancer. Club establishes Piccolo Fund, raising almost \$2 million for cancer research.

12/13/70—Bears say goodbye to Wrigley Field by trouncing Green Bay 35-17. They will make Soldier Field their home in 1971.

9/19/71—The Bears open at Soldier Field by defeating the Pittsburgh Steelers, 17-15.

9/12/74—Jim Finks joins Bears as Vice President and General Manager after serving as Vikings' GM and NFL Management Council Advisor.

12/17/74—After three seasons and a record of 11-30-1, Abe Giron departs as head coach.

12/31/74—Former NFL star linebacker Jack Pardee is named Bear head coach—the first non-Bear to hold the job.

7/12/75—Bears open training camp at Lake Forest College after 31 seasons in Rensselaer, Indiana.

11/20/77—En route to leading the NFL in rushing with a Bear record 1,852 yards on the season, Walter Payton dashes through the Vikings for a NFL record 275 yards, Bears win 10-7 at Soldier Field.

12/18/77—A 28-yard FG by Bob Thomas with :09 left in overtime gives Bears a 12-9 win over the Giants, a 9-5 record, a six-game win streak, and their first playoff spot in 14 years.

12/26/77—Bears finish season with 37-7 playoff loss at Dallas, but set 28 team records and play before a home record 401,513 fans in seven Soldier Field dates.

1/19/78—With a three-year record of 20-22, Jack Pardee resigns to seek Redskins coaching job.

Bears Historical Highlights

- 2/16/78**—Neill Armstrong, Minnesota Vikings defensive coordinator, becomes head coach.
- 9/3/79**—Bears occupy \$1.6 million new headquarters named Halas Hall on Lake Forest College campus.
- 12/16/79**—Massive heart attack claims George (Mugs) Halas at 54. Bears rout St. Louis 42-6 and Dallas tips Washington 35-34. The combination sends 10-6 Bears to the playoffs.
- 12/23/79**—After leading 17-10, Bears drop the Wild Card game at Philadelphia, 27-17.

- 1980s -

- 10/6/80**—Payton gains 133 rushing and 14 receiving to raise lifetime combined yardage to 9,492—breaking Sayers' club record. Bears beat Tampa 23-0 at Soldier Field.
- 11/27/80**—David Williams takes Thanksgiving Day overtime kickoff at Detroit 95 yards for TD in fastest OT in NFL history (21 seconds).
- 12/7/80**—Bears whip Packers 61-7 at Soldier Field, equaling club record for points and setting records for first downs (33) and completion percentage (83.3%, 20 of 24). Vince Evans throws for 316 yards—most by a Bear in 10 years.
- 1/4/82**—After four seasons and a 30-35 record, Neill Armstrong departs as head coach.
- 1/20/82**—Mike Ditka, assistant offensive coach of the Dallas Cowboys, becomes head coach.
- 8/24/83**—Jim Finks resigns as General Manager after nine seasons. George Halas names Jerry Vainisi as the club's General Manager.
- 10/31/83**—Bears' founder and owner, George Halas, dies at the age of 88.
- 11/11/83**—Michael B. McCaskey becomes the third president in franchise history.
- 2/19/84**—Rudy Custer, business manager for 38 years, announces his retirement.
- 10/7/84**—Walter Payton breaks Jim Brown's rushing record with a third quarter six-yard run against New Orleans at Soldier Field. He finishes the day with 32 carries for 154 yards.
- 11/25/84**—Bears defeat Vikings 34-3 at Minneapolis to clinch first Central Division crown.
- 12/30/84**—Visiting Bears beat Redskins 23-19 for first playoff win since 1963, advancing to team's first NFC Championship before losing 23-0 to eventual champion 49ers.
- 1985**—Bears win first 12 games of season en route to posting 15-1 regular season mark, tying the most regular season wins by a team in NFL history. Chicago claims second straight NFC Central title as club-record nine players are selected to Pro Bowl.

- 1/5/86**—Bears host first playoff game since 1963 and shutout New York Giants, 21-0.
- 1/12/86**—Bears blank Los Angeles Rams, 24-0, in NFC Championship game at Soldier Field and advance to Super Bowl XX.
- 1/26/86**—Chicago sets seven Super Bowl records in first appearance including most points (46) and largest margin of victory (36) in 46-10 rout of the New England Patriots. The game was witnessed by record-setting number of viewers via television worldwide. The next day the team was greeted by an estimated 500,000 people in a ticker-tape parade in downtown Chicago.
- 1986**—Bears capture third straight NFC Central title with 14-2 mark; defense allows NFL record-low 187 points. Bears lose divisional playoff game to Redskins, 27-13.
- 12/20/87**—Walter Payton plays final regular season game at Soldier Field (rushes for 79 yards and 2 TDs). "Walter Payton Day" is celebrated prior to game as club president Michael McCaskey retires jersey number 34.
- 1987**—Bears win fourth consecutive division title with 11-4 mark in strike interrupted season. Team posts four straight winning seasons, a feat last accomplished by Bears between 1946-51. Redskins come back from 14-0 deficit to beat Bears 21-17 in playoffs.
- 1988**—Bears post 12-4 record (tied for best in NFL) and advance to NFC Championship game before losing to eventual Super Bowl Champion San Francisco. Bears finish five-year period (1984-88) with 62 wins—most by any NFL team ever in such a span.
- 12/3/89**—Kevin Butler connects on his 24th straight field goal to set an NFL record for consecutive field goals made.
- 12/24/89**—Richard Dent sacks Joe Montana and becomes the Bears' all-time sack leader with 82, surpassing Jim Osborne.

- 1990s -

- 6/6/90**—Andy McKenna and Patrick G. Ryan, two Chicago businessmen, purchase approximately 20% (total) of the Bears from the McCaskeys.
- 1990**—Bears regain NFC Central Title with 11-5 mark, and beat the Saints 16-6 in First Round playoff game before falling to eventual Super Bowl Champion NY Giants, 31-3, in Dan Hampton's final game.
- 12/8/91**—Mike Ditka wins his 100th regular season game as the Bears' head coach with a 27-13 victory over the Green Bay Packers at Soldier Field.

History

Bears Historical Highlights

- 1991**—Chicago finishes 11-5 and earns a Wild Card berth in the playoffs. The Bears are upset in the First Round by the Dallas Cowboys, 17-13, at Soldier Field.
- 10/4/92**—Kevin Butler becomes the Bears all-time leading scorer with a 50-yard FG. He surpasses Walter Payton's 750 points.
- 12/13/92**—In Mike Singletary's final home game, the Bears upset AFC Central champion Pittsburgh Steelers, 30-6.
- 1/19/93**—Dave Wannstedt is hired as the 11th head coach in club history.
- 10/3/93**—The Bears play their 1,000th game in franchise history, shutting out the Atlanta Falcons in Soldier Field, 6-0.
- 1993**—Bears conclude Wannstedt's rookie season with 7-9 record.
- 10/31/94**—Dick Butkus and Gale Sayers have their jersey numbers (51 and 40) retired at halftime before a Monday night national audience.
- 12/24/94**—Kevin Butler becomes the first Bear to surpass the 1,000 point mark with his first quarter FG vs. New England.
- 1/1/95**—9-7 Bears earn a Wild Card berth and upset the Vikings with a 35-18 playoff win at Minnesota.
- 5/12/95**—Michael McCaskey announces plans for a new \$20 million state-of-the-art Bears' headquarters at the ground-breaking ceremony in Lake Forest.
- 1995**—Bears win final two games to finish 9-7 but are eliminated on final day as Falcons upset 49ers to earn final post-season spot.

- 3/3/97**—Bears move into Halas Hall at Conway Park, the team's state-of-the-art, 38-acre headquarters. All team operations are under one roof in Lake Forest, four miles west of the original Halas Hall.
- 11/23/97**—The Bears defeat the Tampa Bay Buccaneers 13-7 for the 600th win in team history. Chicago becomes the first NFL franchise to reach the 600-win plateau.
- 12/28/98**—After six seasons and a 41-57 record, Dave Wannstedt's coaching tenure ends.
- 1/24/99**—Dick Jauron is hired as the 12th head coach in club history.
- 2/4/99**—Ted Phillips is named the fourth President and CEO in team history.
- 11/1/99**—Hall of Fame running back Walter Payton dies at the age of 45. The Bears name the Halas Hall indoor facility in his honor the following off-season.

- 2000s -

- 6/12/01**—Jerry Angelo named first Bears general manager since the 1986 season.
- 2001**—Bears win NFC Central title in the final year of the division's existence. The Bears, Packers, Lions and Vikings will move into the NFC North with the addition of the League's 32nd team, the Houston Texans. The Bears finished the 2001 season with a 13-3 mark and reached the playoffs for the first time since 1994, losing to Philadelphia 31-19 in the final game at Soldier Field.

BEARS IN THE RANKINGS

	OFFENSE			DEFENSE		
	Overall	Rush	Pass	Overall	Rush	Pass
1981	26 (289.6)	11 (135.7)	27 (153.9)	19 (337.1)	20 (134.1)	14 (203.0)
1982	26 (277.0)	18 (109.8)	23 (167.2)	16 (316.8)	5 (100.2)	21 (216.6)
1983	4 (386.8)	1 (170.4)	17 (216.3)	8 (320.8)	11 (125.0)	12 (195.8)
1984	7 (339.8)	1 (185.9)	26 (153.9)	1 (241.4)	1 (86.1)	2 (155.4)
1985	7 (364.8)	1 (172.6)	20 (192.3)	1 (258.4)	1 (82.4)	3 (176.0)
1986	7 (341.2)	1 (168.8)	20 (172.4)	1 (258.1)	2 (91.4)	2 (166.7)
1987	12 (336.3)	13 (130.3)	12 (206.0)	2 (281.0)	1 (94.2)	7 (186.8)
1988	11 (332.3)	3 (144.9)	20 (187.4)	2 (272.5)	1 (82.9)	9 (189.6)
1989	10 (335.9)	2 (142.9)	19 (193.0)	25 (358.1)	15 (118.6)	24 (239.5)
1990	13 (311.3)	2 (152.3)	28 (159.0)	6 (280.8)	7 (98.3)	10 (182.5)
1991	11 (316.8)	9 (121.8)	13 (195.0)	4 (281.7)	10 (98.8)	8 (182.9)
1992	8 (308.8)	10 (116.9)	14 (191.9)	17 (309.5)	21 (121.8)	15 (187.8)
1993	28 (232.3)	19 (104.8)	28 (127.5)	4 (290.8)	17 (114.7)	3 (176.1)
1994	23 (292.4)	15 (99.3)	21 (193.2)	13 (313.1)	13 (120.1)	5 (192.9)
1995	9 (354.6)	9 (120.6)	12 (233.9)	19 (340.1)	5 (90.1)	27 (250.1)
1996	21 (306.6)	16 (107.5)	19 (199.1)	12 (305.3)	11 (101.1)	14 (204.2)
1997	17 (311.7)	16 (109.1)	16 (202.6)	12 (305.5)	19 (116.1)	11 (189.4)
1998	21 (297.9)	17 (107.1)	23 (190.8)	14 (318.9)	19 (117.2)	15 (201.8)
1999	8 (345.2)	26 (86.7)	3 (258.5)	29 (356.5)	23 (117.6)	29 (238.9)
2000	23 (283.8)	21 (108.5)	23 (175.3)	16 (327.1)	19 (114.2)	17 (212.9)
2001	26 (293.4)	17 (108.9)	24 (184.5)	15 (311.2)	2 (82.1)	29 (229.1)

(since 1971 when Bears moved to Soldier Field)

Season	Capacity	Sold	Actual (games)	Average	Road (games)
1971	55,049	N/A	385,343 (7)	55,049	396,183 (7)
1972	55,701	N/A	389,907 (7)	55,701	406,556 (7)
1973	55,701	N/A	389,907 (7)	55,701	395,192 (7)
1974	55,753	N/A	389,117 (7)	55,588	372,530 (7)
1975	57,455	387,312	323,868 (7)	46,266	392,929 (7)
1976	57,359	401,123	351,812 (7)	50,258	438,338 (7)
1977	57,359	401,513	336,500 (7)	48,071	409,377 (7)
1978	57,359	458,872	385,976 (8)	48,247	455,542 (8)
1979	57,979	463,832	416,168 (8)	52,021	477,321 (8)
1980	64,154	513,232	464,897 (8)	58,112	486,954 (8)
1981	64,410	515,280	436,563 (8)	54,570	453,575 (8)
1982	65,793	249,354	183,626 (4)	45,107	293,501 (5)
1983	65,793	545,897	418,771 (8)	52,346	409,867 (8)
1984	65,793	516,347	462,159 (8)	57,769	444,496 (8)
1985	65,793	526,344	486,212 (8)	60,776	517,146 (8)
1986	66,030	528,240	495,484 (8)	61,935	478,025 (8)
1987	66,030	528,240	459,192 (8)	57,399	407,783 (7)
1988	66,946	535,568	494,093 (8)	61,761	489,476 (8)
1989	66,946	535,568	489,976 (8)	61,247	506,193 (8)
1990	66,946	535,568	481,018 (8)	60,127	534,440 (8)
1991	66,946	535,568	491,778 (8)	61,472	531,835 (8)
1992	66,950	535,600	478,507 (8)	59,813	529,769 (8)
1993	66,950	535,600	465,832 (8)	58,229	486,675 (8)
1994	66,944	535,552	468,015 (8)	58,502	520,294 (8)
1995	66,944	535,552	476,587 (8)	59,573	510,327 (8)
1996	66,944	535,552	456,348 (8)	57,044	490,590 (8)
1997	66,944	535,552	421,900 (8)	52,738	536,184 (8)
1998	66,944	535,552	429,607 (8)	53,701	462,012 (8)
1999	66,944	535,552	443,713 (8)	55,464	517,237 (8)
2000	66,944	535,552	435,259 (8)	54,407	545,132 (8)
2001	66,944	535,552	482,878 (8)	60,360	525,068 (8)

Ten largest crowds to watch the Bears

Soldier Field			Road		
66,900	vs. NY Giants	9/5/93	100,470	at LA Rams	11/2/58
66,625**	vs. Philadelphia	10/2/89	83,501*	at LA Rams	12/17/50
66,475	vs. Minnesota	9/17/89	83,224**	at Cleveland	11/3/80
65,704**	vs. NY Giants	9/14/87	80,638	at Detroit	11/21/76
65,534*	vs. Philadelphia	12/31/88	80,456	at LA Rams	11/3/57
65,506	vs. LA Rams	10/29/89	80,366	at Buffalo	9/29/91
65,420	vs. Minnesota	9/23/90	80,156	at LA Raiders	9/30/90
65,293**	vs. San Francisco	10/24/88	80,024	at Buffalo	10/27/74
65,255**	vs. NY Jets	9/23/91	78,879	at Detroit	11/28/91
65,141*	vs. Washington	1/3/87	78,722**	at Cleveland	10/23/89

* playoff game. ** Monday Night Football; † strike game.

Five smallest crowds to watch the Bears

29,157	vs. Green Bay	12/16/73	4,074†	at Philadelphia	10/4/87
32,113†	vs. Minnesota	10/11/87	34,350	at Baltimore	9/25/83
33,557	vs. Green Bay	12/11/77	36,816	at Tampa Bay	11/20/83
34,306	vs. Green Bay	12/10/78	38,642	at Cincinnati	12/10/95
35,052	vs. St. Louis	12/14/75	40,089	at Tennessee	10/25/98

NOTES:

- Last non-sellout: September 9, 1984 vs. Denver (4,432 unsold).
- Heading into 2002, the Bears have 151 straight sellouts (142 regular season, nine playoffs).
- The Bears vs. All-Stars game on August 22, 1947 drew a crowd of 105,840 at Soldier Field, which was the largest crowd ever to watch any NFL game until August 15, 1994, when the Cowboys-Oilers pre-season game drew 112,376 at Azteca Stadium in Mexico City.
- The 1958 Bears-Rams crowd of 100,470 is the second-largest regular season game, trailing only the November 10, 1957 49ers-Rams game, which drew 102,368 fans.

History

Historical Bios



GEORGE S. HALAS

February 2, 1895 – October 31, 1983



Leading the Chicago Bears for more than a half-century, George S. Halas, the team's founder and head coach for 40 years, was one of the most enduring personalities in sports history. Halas was active with the Bears starting in 1920 when he founded the team.

Halas was born and raised on Chicago's west side and prepped at Crane Tech High School before attending the University of Illinois. In Champaign, he earned a B.S. degree while lettering in football, basketball, and baseball. After graduation in 1918, Halas joined the Navy for the first of two tours of duty. He was named Player of the Game in the 1919 Rose Bowl, playing end on the Great Lakes team that beat the Marines 17-0. A commander when he left active duty in 1946, Halas retired as a captain in the Naval Reserve. He was also awarded the Distinguished Citizens Award—the highest honor the Navy can bestow on a civilian.

After leaving the Navy, Halas played right field for the New York Yankees, but a hip injury shortened his baseball career. Halas went to work for a Decatur (IL) corn products firm owned by an enthusiastic sports fan, Mr. A.E. Staley, who sponsored a semi-pro baseball team, and later commissioned Halas to organize an independent football team.

PRO CAREER: As a player, Halas set an NFL record (which stood 49 years until 1972) when he took a Jim Thorpe fumble 98 yards for a TD in a 26-0 win over the Oorang Indians at Wrigley Field (11/4/23). He played end for the Bears from 1920-29 and was named to the NFL all-pro squad of the 20s.

PRO COACHING CAREER: Four times Halas interrupted his coaching activities by his own volition. He first turned over the leadership to Ralph Jones from 1930 through 1932. In 1942 when he left for the Navy, Luke Johnsos and "Hunk" Anderson shared head coaching responsibilities until '45. John "Paddy" Driscoll coached in 1956-57. Coincidentally, in '33 and again in '46 when Halas resumed coaching, his Bears won world championships.

During the 1940s, his teams reached the height of their power with four straight Western Conference titles; three world championships; a fantastic four-season record (including pre-season games) of 62-7-1 (.899); scored 2,164 points and allowed just 842. The 1940 team, which defeated the Washington Redskins 73-0 for the World Championship, was voted the greatest professional team of all-time by the National Academy of Sports Editors in 1963.

Resuming coaching in 1958, Halas needed five years to develop another championship, but in 1963 the Bears won their eighth championship. *The Sporting News*, AP, and UPI named him Coach of the Year after the 1963 and 1965 seasons. Halas retired from coaching on May 27, 1968, with a career record of 324-151-31. His win total was the best in NFL history until Don Shula broke the mark on 11/14/93. Halas is a charter member of the Pro Football Hall of Fame.

HALAS' BEARS RECORDS

- Longest run with opponent's fumble: 98 yards, TD (11/4/23)

NFL COACHING RECORDS

- Most consecutive wins (including post-season): 18 (1933-34)
- Most consecutive regular season victories: 17 (1933-34)
- Most World Champions: 6 (1921, 1933, 1940, 1941, 1946, 1963)

BEAR COACHING RECORDS

- Most regular season wins: 318
- Most consecutive regular season victories: 17 (1933-34)
- Most consecutive wins (including post-season): 18 (1933-34)
- Most World Champions: 6 (1921, 1933, 1940, 1941, 1946, 1963)

History

Historical Bios



GEORGE S. HALAS, JR.

September 4, 1925 – December 16, 1979



"Mugs" Halas was an integral part of the Chicago Bears before his untimely death in 1979. The son of pro football founder George S. Halas, Mugs spent 30 years in pro football. He joined the Bears' front office in 1950, was named treasurer in 1953, and became president of the club in 1963. In his first season as president, the Bears were NFL champions. Mugs was the second of just four presidents in the franchise's 80-year history. He succeeded his father, George S. Halas, and was followed by Michael McCaskey and current president Ted Phillips. His numerous contributions on a league-level included membership on the executive committee of the NFL Management Council.

"Mugs" learned football at a young age, serving as a ball boy while growing up. He earned a business degree from Loyola in 1949, before entering pro football on a full-time basis. "Mugs" is remembered for his love and devotion to the game.



WALTER PAYTON

July 25, 1954 – November 1, 1999



Graduated from Jackson State

- Drafted 4th overall in 1975; Retired in 1987
- Holds 7 NFL Records; NFL's all-time leading rusher
- Holds 28 Bears' Records; jersey #34 is retired
- Voted to 9 Pro Bowls (1976, 78, 79, 80, 81, 84, 85, 86, 87)
- Elected to Hall of Fame, January 30, 1993
- Inducted July 31, 1993

Payton's Pro Stats

Year	Rush	Yds	Avg	Lg	TD	Rec	Yds	Avg	Lg	TD	G-GS
1975 Bears	196	679	3.5	54	7	33	213	6.5	40	0	13-7
1976 Bears	311	1,390	4.5	60	13	15	149	9.9	34	0	14-14
1977 Bears	339	1,852	5.5	73	14	27	269	10.0	75	2	14-14
1978 Bears	333	1,395	4.2	76	11	50	480	9.5	61	0	16-16
1979 Bears	369	1,610	4.4	43	14	31	313	10.1	65	2	16-16
1980 Bears	317	1,460	4.6	69	6	46	367	8.0	54	1	16-16
1981 Bears	339	1,222	3.6	39	6	41	379	9.2	30	2	16-16
1982 Bears	148	596	4.0	26	1	32	311	9.7	40	0	9-9
1983 Bears	314	1,421	4.5	49	6	53	607	11.5	74	2	16-16
1984 Bears	381	1,684	4.4	72	11	45	368	8.2	31	0	16-16
1985 Bears	324	1,551	4.8	40	9	49	483	9.9	65	2	16-16
1986 Bears	321	1,333	4.2	41	8	37	382	10.3	57	3	16-16
1987 Bears	146	533	3.7	17	4	33	217	6.6	16	1	12-12
Career	*3,838	*16,726	4.4	76	110	492	4,538	9.2	75	15	190-184

Also: Career passing: 11-34-331, 8 TDs, and 5 int's.

Career kickoff returns: 17 for 539 yards (31.7 avg.), no TDs.

Career punting: 1 for 39 yards (1975).

Playoffs

Year	Rush	Yds	Avg	LG	TD	Rec	Yds	Avg	LG	TD	G-GS
1977 Bears	19	60	3.1	11	0	3	33	11.0	20	0	1-1
1979 Bears	16	67	4.2	12	2	3	52	17.3	31	0	1-1
1984 Bears	46	196	4.3	20	0	4	23	5.8	12	0	2-2
1985 Bears	67	186	2.8	12	0	8	52	6.5	19	0	3-3
1986 Bears	14	38	2.7	9	0	1	-2	-2.0	-2	0	1-1
1987 Bears	18	85	4.7	16	0	3	20	6.7	9	0	1-1
Career	180	632	3.5	20	2	22	178	8.1	31	0	9-9

Also: 3 kickoff returns for 57 yards in 1977.

* NFL Record

History

Annual Leaders



Annual Scoring Leaders

Year	Player	TD	PAT	FG	Pts	Year	Player	TD	PAT	FG	Pts
2001	Edinger, Paul	0	34	26	112	1966	Leclerc, Roger	0	24	18	78
2000	Edinger, Paul	0	21	21	84	1965*	Sayers, Gale	22	0	0	132
1999	Robinson, Marcus	9	0	0	54	1964	Morris, Johnny	10	0	0	60
1998	Jaeger, Jeff	0	27	21	90	1963	Ditka, Mike	8	0	0	48
1997	Jaeger, Jeff	0	20	21	83	1962	Leclerc, Roger	0	36	13	75
1996	Jaeger, Jeff	0	23	19	80	1961	Ditka, Mike	12	0	0	72
1995	Butler, Kevin	0	45	23	114	1960	Aveni, John	0	23	7	44
1994	Butler, Kevin	0	24	21	87	1959	Casares, Rick	12	0	0	72
1993	Butler, Kevin	0	21	27	102	1958	Galimore, Willie	12	0	0	72
1992	Butler, Kevin	0	34	19	91	1957	Blanda, George	1	23	14	71
1991	Butler, Kevin	0	32	19	89	1956	Casares, Rick	14	0	0	84
1990	Butler, Kevin	0	36	26	114	1955	Blanda, George	2	37	11	82
1989	Anderson, Neal	15	0	0	90	1954	Hill, Harlon	12	0	0	72
1988	Butler, Kevin	0	37	15	82	1953	Blanda, George	0	27	7	48
1987	Butler, Kevin	0	28	19	85	1952	Blanda, George	1	30	6	54
1986	Butler, Kevin	0	36	28	120	1951	Lujack, Johnny	7	10	0	52
1985*	Butler, Kevin	0	51	31	144	1950	Lujack, Johnny	11	34	3	109
1984	Thomas, Bob	0	35	22	101	1949	Lujack, Johnny	2	42	1	57
1983	Thomas, Bob	0	35	14	77	1948	Lujack, Johnny	1	44	0	50
1982	Moorehead, Emery	5	0	0	30	1947	Kavanaugh, Ken	13	0	0	78
1981	Roveto, John	0	19	10	49	1946	Gallarneau, Hugh	8	0	0	48
1980	Thomas, Bob	0	35	13	74	1945	Kavanaugh, Ken	6	0	0	36
1979	Payton, Walter	16	0	0	96	1944	McLean, Ray	7	0	0	42
1978	Thomas, Bob	0	26	17	77	1943	Clark, Harry	10	0	0	60
1977	Payton, Walter	16	0	0	96	1942	McLean, Ray	9	0	0	54
1976	Payton, Walter	13	0	0	78	1941	McAfee, George	12	0	0	72
1975	Thomas, Bob	0	18	13	57	1940	McLean, Ray	4	1	0	25
1974	Roder, Mirro	0	18	13	57	1939	Manders, Jack	4	17	3	50
1973	Roder, Mirro	0	11	8	35	1938	Manders, Jack	3	10	3	37
1972	Percival, Mac	0	26	12	62	1937*	Manders, Jack	5	15	8	69
1971	Percival, Mac	0	18	15	63	1936	Manders, Jack	4	17	7	62
1970	Percival, Mac	0	28	20	88	1935	Karr, William	6	0	0	36
1969	Percival, Mac	0	26	8	50	1934*	Manders, Jack	3	31	10	79
1968	Percival, Mac	0	25	25	100	1933	Manders, Jack	0	15	6	33
1967	Sayers, Gale	12	0	0	72						

*Lost NFL

NFC CENTRAL STANDINGS

The final NFC Central standings since its formation in 1978. Chicago, Detroit, Green Bay and Minnesota will from the NFC North in 2001 with Tampa Bay moving to the NFC South.

	Overall record				Division record				Division Titles
	W	L	T	Pct	W	L	T	Pct	
Minnesota	203	172	1	.541	99	80	1	.559	00, 98, 94, 92, 89, 80, 78
BEARS	200	176	0	.532	99	80	0	.553	01, 90, 88, 87, 86, 85, 84
Green Bay	192	180	4	.516	100	76	2	.559	97, 96, 95
Detroit	160	215	1	.429	81	100	0	.462	91, 93, 83
Tampa Bay	146	229	1	.390	67	110	1	.374	99, 81, 79

* There was no division winner in 1982 because of a players' strike. The top eight teams from each conference advanced to the post-season. However, with a 5-3-1 mark, Green Bay had the best record.

2001 NFC CENTRAL DIVISION STANDINGS

	Overall record				Division record			
	W	L	T	Pct	W	L	T	Pct
BEARS	13	3	0	.813	6	2	0	.750
Green Bay	12	4	0	.750	6	2	0	.750
Tampa Bay	9	7	0	.562	4	4	0	.500
Minnesota	5	11	0	.312	3	5	0	.375
Detroit	2	14	0	.125	1	7	0	.125



Annual Rushing Leaders

Year	Player	Yards	Att	TD	Year	Player	Yards	Att	TD
2001	Thomas, Anthony	1,183	278	7	1965	Sayers, Gale	867	166	14
2000	Allen, James	1,120	290	2	1964	Arnett, Jon	400	119	1
1999	Enis, Curtis	916	287	3	1963	Marconi, Joe	446	118	2
1998	Bennett, Edgar	611	173	2	1962	Marconi, Joe	406	89	5
1997	Harris, Raymont	1,033	275	10	1961	Galimore, Willie	707	153	4
1996	Harris, Raymont	748	194	4	1960	Casares, Rick	566	160	5
1995	Salaam, Rashaan	1,074	296	10	1959	Casares, Rick	699	177	10
1994	Tillman, Lewis	899	275	7	1958	Casares, Rick	651	176	2
1993	Anderson, Neal	646	202	4	1957	Casares, Rick	700	204	6
1992	Anderson, Neal	582	156	5	1956*	Casares, Rick	1,126	234	12
1991	Anderson, Neal	747	210	6	1955	Casares, Rick	672	125	4
1990	Anderson, Neal	1,078	260	10	1954	Jagade, Chick	498	157	3
1989	Anderson, Neal	1,275	274	11	1953	Morrison, Fred	307	95	2
1988	Anderson, Neal	1,106	249	12	1952	Morrison, Fred	367	95	3
1987	Anderson, Neal	586	129	3	1951	Dottley, John	670	127	3
1986	Payton, Walter	1,333	321	8	1950	Gulyanics, George	571	146	2
1985	Payton, Walter	1,551	324	9	1949	Gulyanics, George	452	102	5
1984	Payton, Walter	1,684	381	11	1948	Gulyanics, George	439	119	4
1983	Payton, Walter	1,421	314	6	1947	Osmanski, Joe	328	64	1
1982	Payton, Walter	596	148	1	1946	Gallarneau, Hugh	476	112	6
1981	Payton, Walter	1,222	339	6	1945	Margarita, Bob	497	112	3
1980	Payton, Walter	1,460	317	6	1944	Margarita, Bob	463	88	4
1979	Payton, Walter	1,610	369	14	1943	Clark, Harry	556	120	3
1978	Payton, Walter	1,395	333	11	1942	Famiglietti, Gary	503	118	8
1977*	Payton, Walter	1,852	339	14	1941	McAfee, George	474	65	6
1976	Payton, Walter	1,390	311	13	1940	Nolting, Ray	373	78	1
1975	Payton, Walter	679	196	7	1939*	Osmanski, Bill	699	121	7
1974	Grandberry, Ken	475	144	2	1938	Nolting, Ray	297	63	2
1973	Garrett, Carl	655	175	5		Francis, Sam	297	85	3
1972	Douglass, Bobby	968	141	8	1937	Nolting, Ray	424	106	2
1971	Shy, Don	420	116	2	1936	Nagurski, Bronko	529	122	3
1970	Montgomery, Ross	229	62	0	1935	Ronzani, Gene	356	79	2
1969*	Sayers, Gale	1,032	236	8	1934*	Feathers, Beattie	1,004	101	8
1968	Sayers, Gale	856	138	2	1933	Nagurski, Bronko	533	128	1
1967	Sayers, Gale	880	186	7					
1966*	Sayers, Gale	1,231	229	8					

*Led NFL

BBBBBBBB

Chicago has a reputation for its brisk lakefront weather, and both Wrigley Field and Soldier Field have hosted at least a few knee-knocking games. However, the NFL Record & Fact Book lists the four coldest NFL games on record, none of which were in Chicago. The four coldest:

- * **-13 degrees** (-48 wind chill): 12-31-67, Lambeau Field, Green Bay; NFL Championship Game (Packers 21, Cowboys 7).
- * **-9 degrees** (-59 wind chill): 1-10-82, Riverfront Stadium, Cincinnati; AFC Championship (Bengals 27, Chargers 7).
- * **0 degrees** (-32 wind chill): 1-15-94, Rich Stadium, Orchard Park, NY; AFC Divisional Playoff (Bills 29, LA Raiders 23).
- * **1 degree** (wind chill not recorded): 1-4-81, Cleveland Stadium; AFC Divisional Playoff (Oakland Raiders 14, Browns 12).

Here are the temperatures for a few famed inclement weather games in the Windy City:

- * 54 degrees (Rain, fog, S wind 15 mph): Sayers 6 TD game, 12-12-65, Wrigley Field (Bears 61, 49ers 20)
- * 39 degrees (W wind 23 mph): NFC Championship, 1-12-86, Soldier Field (Bears 24, LA Rams 0)
- * 29 degrees (SW wind 5 mph): "Fog Bowl" Playoff Game, 12-31-88, Soldier Field (Bears 20, Eagles 12)
- * 20 degrees, (NW wind 23 mph): Regular Season Finale, (Bears must win by 30+ points for playoff berth), 12-16-79, Soldier Field (Bears 42, St. Louis Cardinals 6)
- * 14 degrees (W wind 13 mph): Divisional Playoff game, 1-5-86, Soldier Field (Bears 21, Giants 0)
- * 11 degrees (W wind 11 mph): NFL Championship Game, 12-29-63, Wrigley Field (Bears 14, Giants 10)

History

Annual Leaders



Annual Passing Leaders

Year	Player	Att	Cmp	Yards	TD	Int	Rating
2001	Miller, Jim	395	228	2,299	13	10	74.9
2000	McNown, Cade	280	154	1,646	8	9	68.5
1999	Matthews, Shane	275	167	1,645	10	6	80.6
1998	Kramer, Erik	250	151	1,823	9	7	83.1
1997	Kramer, Erik	477	275	3,011	14	14	74.0
1996	Krieg, Dave	377	226	2,278	14	12	76.3
1995	Kramer, Erik	522	315	3,838	29	10	93.5
1994	Walsh, Steve	343	208	2,078	10	8	77.9
1993	Harbaugh, Jim	325	200	2,002	7	11	72.1
1992	Harbaugh, Jim	358	202	2,486	13	12	76.2
1991	Harbaugh, Jim	478	275	3,121	15	16	73.7
1990	Harbaugh, Jim	312	180	2,178	10	6	81.9
1989	Tomczak, Mike	306	156	2,058	16	16	68.2
1988	McMahon, Jim	192	114	1,346	6	7	76.0
1987	McMahon, Jim	210	125	1,639	12	8	87.4
1986	McMahon, Jim	150	77	995	5	8	61.4
1985	McMahon, Jim	313	178	2,392	18	11	82.8
1984	McMahon, Jim	143	85	1,146	8	2	97.8
1983	McMahon, Jim	295	175	2,184	12	13	77.7
1982	McMahon, Jim	210	120	1,501	9	7	80.1
1981	Evans, Vince	436	195	2,354	11	20	51.0
1980	Evans, Vince	278	148	2,039	11	16	66.1
1979	Phipps, Mike	255	134	1,535	9	8	69.7
1978	Avellini, Bob	264	141	1,718	5	16	54.6
1977	Avellini, Bob	293	194	2,004	11	18	61.7
1976	Avellini, Bob	271	118	1,580	8	15	49.7
1975	Huff, Gary	205	114	1,083	3	9	57.1
1974	Huff, Gary	283	142	1,663	6	17	50.4
1973	Douglass, Bobby	174	81	1,057	5	7	59.2
1972	Douglass, Bobby	198	75	1,246	9	12	49.5
1971	Douglass, Bobby	225	91	1,164	7	15	38.7
1970	Concannon, Jack	385	194	2,130	16	18	61.6
1969	Concannon, Jack	160	87	1,783	4	8	31.3
1968	Concannon, Jack	143	71	715	5	9	49.8
1967	Concannon, Jack	186	92	1,260	6	14	51.0
1966	Bukich, Rudy	309	147	1,858	10	21	49.1
1965*	Bukich, Rudy	312	176	2,641	20	9	93.6
1964	Bukich, Rudy	160	99	1,099	12	7	89.0
1963	Wade, Bill	356	192	2,301	15	12	73.8
1962	Wade, Bill	412	225	3,172	18	24	70.2

MILLER TIME

Quarterback Jim Miller started a career-high 10 consecutive games for Chicago in 2001 and finished the season 11-3 as the team's starter (13-6 all-time as Chicago QB). He set single-game career-highs in attempts (48) and completions (34) against the Vikings in 1999, and threw three TD passes at Tampa in 2001 for the second time in his career (vs. Min, 11/14/99).

Annual Leaders

Year	Player	Att	Cmp	Yards	TD	Int	Rating
1961	Wade, Bill	250	139	2,258	22	13	93.7
1960	Brown, Ed	149	59	1,079	7	11	50.1
1959	Brown, Ed	247	125	1,881	13	10	77.0
1958	Brown, Ed	218	102	1,418	10	17	51.0
1957	Brown, Ed	185	84	1,321	6	16	44.5
1956*	Brown, Ed	168	96	1,667	11	12	83.1
1955	Brown, Ed	164	85	1,307	9	10	71.4
1954	Bratkowski, Zeke	130	67	1,087	8	17	60.9
1953	Blanda, George	362	169	2,164	14	24	51.3
1952	Romanik, Steve	126	49	772	4	11	34.5
1951	Lujack, Johnny	176	85	1,295	3	8	59.9
1950	Lujack, Johnny	254	121	1,731	4	21	40.9
1949	Lujack, Johnny	312	162	2,658	23	22	75.9
1948	Luckman, Sid	163	89	1,047	13	14	65.2
1947	Luckman, Sid	323	176	2,712	24	31	67.6
1946*	Luckman, Sid	229	110	1,826	17	16	70.8
1945†	Luckman, Sid	217	117	1,725	14	10	82.6
1944	Luckman, Sid	143	71	1,018	11	11	66.8
1943*	Luckman, Sid	202	110	2,194	28	12	107.8
1942	Luckman, Sid	105	57	1,023	10	13	80.0
1941*	Luckman, Sid	119	68	1,181	9	6	95.5
1940	Luckman, Sid	105	48	941	4	9	60.7
1939	Masterson, Bernie	113	44	914	5	9	49.6
1938	Masterson, Bernie	112	46	848	7	9	55.6
1937	Masterson, Bernie	72	26	615	6	7	55.8
1936	Molesworth, Keith	31	15	188	4	4	67.7
1935	Masterson, Bernie	44	18	456	5	4	79.4
1934	Ronzani, Gene	32	15	150	3	0	91.9
1933	Molesworth, Keith	50	19	433	3	4	56.5

*Led NFL; †Tied for NFL lead.



Highest Quarterback Ratings

	Season	Att	Cmp	Yards	Pct	Y/Att	TD	TD%	Int	Int%	Rate
1	Sid Luckman 1943	202	110	2,194	54.5	10.86	28	13.9	12	5.9	107.8
2	Jim McMahon 1984	143	85	1,146	59.4	8.01	8	5.6	2	1.4	97.8
3	Sid Luckman 1941	119	68	1,181	57.1	9.92	9	7.6	6	5.0	95.5
4	Bill Wade 1961	250	139	2,258	55.6	9.03	22	8.8	13	5.2	93.7
5	Rudy Bukich 1965	312	176	2,641	56.4	8.46	20	6.4	9	2.9	93.6
6	Erik Kramer 1995	522	315	3,838	60.3	7.35	29	5.6	10	1.9	93.5
7	Rudy Bukich 1964	160	99	1,099	61.9	6.87	12	7.5	7	4.4	89.0
8	Jim McMahon 1987	210	125	1,639	59.5	7.80	12	5.7	8	3.8	87.4
9	Jim Miller 1999	174	110	1,242	63.2	7.14	7	4.0	6	3.4	83.5
10	Erik Kramer 1998	250	151	1,823	60.4	7.29	9	3.6	7	2.8	83.1
11	Ed Brown 1956	168	96	1,667	57.1	9.92	11	6.5	12	7.1	83.1
12	Jim McMahon 1985	313	178	2,392	58.1	7.64	15	4.8	11	3.5	82.8
13	Sid Luckman 1945	217	117	1,725	53.9	7.95	14	6.5	10	4.6	82.6
14	Jim Harbaugh 1990	312	180	2,178	57.7	6.98	10	3.2	6	1.9	81.9
15	Shane Matthews 1999	275	167	1,645	60.7	5.98	10	3.6	6	2.2	80.6
16	Jim McMahon 1982	210	120	1,501	57.1	7.15	9	4.3	7	3.3	80.1
17	Sid Luckman 1942	105	57	1,023	54.3	9.74	10	9.5	13	12.4	80.0

For QB rating formula, see page 57.

History

Annual Leaders



Annual Receiving Leaders

- RECEPTIONS -

Year	Player	No	Yards	TD
2001	Booker, Marty	100	1,071	8
2000	Robinson, Marcus	55	738	5
	Kennison, Eddie	55	549	2
1999	Engram, Bobby	88	947	4
1998	Engram, Bobby	64	987	5
1997	Proehl, Ricky	58	753	7
1996	Conway, Curtis	81	1,049	7
1995	Graham, Jeff	82	1,301	4
1994	Graham, Jeff	68	944	4
1993	Waddle, Tom	44	552	1
1992	Davis, Wendell	54	734	2
1991	Davis, Wendell	61	945	6
1990	Muster, Brad	47	452	0
1989	Anderson, Neal	50	434	4
1988	McKinnon, Dennis	45	704	3
1987	Anderson, Neal	47	467	3
1986	Gault, Willie	42	818	5
1985	Payton, Walter	49	483	2
1984	Payton, Walter	45	368	0
1983	Payton, Walter	53	607	2
1982	Suhey, Matt	36	333	0
1981	Payton, Walter	41	379	2
1980	Payton, Walter	46	367	1
1979	Williams, Dave	42	354	5
1978	Payton, Walter	50	480	0
1977	Scott, James	50	809	3
1976	Harper, Roland	29	291	1
1975	Rather, Bo	39	685	2
1974	Wade, Charlie	39	683	1
1973	Garrett, Carl	23	292	0
1972	Thomas, Earl	20	365	3
1971	Farmer, George	46	737	5
1970*	Gordon, Dick	71	1,026	13
1969	Wallace, Bob	47	553	5
1968	Gordon, Dick	29	477	4
1967	Gordon, Dick	31	534	5

Year	Player	No	Yards	TD
1966	Sayers, Gale	34	447	2
1965	Morris, Johnny	53	846	4
1964*	Morris, Johnny	93	1,200	10
1963	Ditka, Mike	59	794	8
1962	Ditka, Mike	58	904	5
	Morris, Johnny	58	889	5
1961	Ditka, Mike	56	1,076	12
1960	Dewveall, Willard	43	804	5
1959	Dooley, Jim	41	580	3
1958	McColl, Bill	35	517	8
1957	Dooley, Jim	37	530	1
1956	Hill, Harlon	47	1,128	11
1955	Hill, Harlon	42	789	9
1954	Hill, Harlon	45	1,124	12
1953	Dooley, Jim	53	841	4
1952	Schroeder, Gene	39	660	6
1951	Hoffman, John	28	394	2
1950	Keane, Jim	36	433	0
1949	Keane, Jim	47	696	6
1948	Keane, Jim	30	414	3
1947*	Keane, Jim	64	910	10
1946	Kavanaugh, Ken	18	337	5
1945	Wilson, George	28	259	3
1944	Wilson, George	24	265	4
1943	Clark, Harry	23	535	7
1942	McLean, Ray	19	571	8
1941	Plasman, Dick	14	283	0
1940	Kavanaugh, Ken	12	276	3
1939	Plasman, Dick	19	403	3
1938	Karr, Bill	14	253	4
1937	McDonald, Lester	11	179	4
1936	Hewitt, Bill	15	358	6
1935	Johnsos, Luke	19	298	4
1934	Hewitt, Bill	10	151	5
1933	Hewitt, Bill	16	273	2
1932	Johnsos, Luke	24	321	2

*Led NFL

CONTRACT EXPIRATION

- 2002** — Austin, Booker, Boone, Broughton, Colvin, Cook, Dogins, Edinger, Green, Hicks, Howard, L. Johnson, Lemons, Lyman, McMillon, Pritchett, Tafoya, Tucker, Whigham, White, Wiltz
- 2003** — Barnes, Baxter, Bennett, C. Brown, M. Brown, Burris, Butkus, Christian, Coleman, Collins, A. Davis, Dawson, Evans, Fitts, Gandy, Grzeskowiak, Hilbert, E. Johnson, K. Johnson, T. Johnson, Jones, Kirby, Knight, Leach, Lewis, Lukins, Mastrole, Matthews, McCoo, McKenzie, Merrill, Merritt, North, Riley, Robertson, M. Robinson, Sanford, Shelton, Shepherd, Singleton, Spencer, Traylor, Tugbenyoh, Villarial, Volk, Warner, Washington, J. Williams, Young
- 2004** — Abdullah, Chandler, Daniels, Moore, Thomas, Urlacher
- 2005** — Azumah, Caldwell, Holdman, Mannelly, Maynard, Terrell
- 2006** — McQuarters, Miller, B. Robinson
- 2007** — Kreutz

- Draftees A. Brown, Colombo, Elliott, Fletcher, Gray, Knight, Metcalf, Peterson, R. Williams were unsigned at press time.
- When a player is waived and re-signed to the practice squad, that contract expires after the 2002 (i.e., current) season.

Annual Leaders

- YARDS -

Year	Player	Yards	No	TD
2001	Booker, Marty	1,071	100	8
2000	Robinson, Marcus	738	55	6
1999	Robinson, Marcus	1,400	84	9
1998	Engram, Bobby	987	64	5
1997	Proehl, Ricky	753	58	7
1996	Conway, Curtis	1,049	81	7
1995	Graham, Jeff	1,301	82	4
1994	Graham, Jeff	944	68	4
1993	Waddle, Tom	552	44	1
1992	Davis, Wendell	734	54	2
1991	Davis, Wendell	945	61	6
1990	Davis, Wendell	572	39	3
1989	Morris, Ron	486	30	1
1988	McKinnon, Dennis	704	45	3
1987	Gault, Willie	705	35	7
1986	Gault, Willie	818	42	5
1985	Gault, Willie	704	33	1
1984	Gault, Willie	587	34	6
1983	Gault, Willie	836	40	8
1982	Moorehead, Emery	363	30	5
1981	Margerum, Ken	584	39	1
1980	Scott, James	696	36	3
1979	Baschnagel, Brian	452	30	2
1978	Scott, James	759	42	5
1977	Scott, James	809	50	3
1976	Scott, James	512	26	6
1975	Rather, Bo	685	39	2
1974	Wade, Charles	683	39	1
1973	Thomas, Earl	343	24	4
1972	Farmer, George	380	14	2
1971	Farmer, George	737	46	5
1970	Gordon, Dick	1,026	71	13
1969	Wallace, Bob	553	47	5
1968	Gordon, Dick	477	29	4
1967	Gordon, Dick	534	31	5

Year	Player	Yards	No	TD
1966	Jones, Jimmie	504	28	5
1965	Morris, Johnny	846	53	4
1964*	Morris, Johnny	1,200	93	10
1963	Ditka, Mike	794	59	8
1962	Ditka, Mike	904	58	5
1961	Ditka, Mike	1,076	56	12
1960	Dewveall, Willard	804	43	5
1959	Dooley, Jim	580	41	3
1958	McColl, Bill	517	35	8
1957	Dooley, Jim	530	37	1
1956	Hill, Harlon	1,128	47	11
1955	Hill, Harlon	789	42	9
1954	Hill, Harlon	1,124	45	12
1953	Dooley, Jim	841	53	4
1952	Schroeder, Gene	660	39	6
1951	Schroeder, Gene	461	24	3
1950	Keane, Jim	433	36	0
1949	Keane, Jim	696	47	6
1948	Keane, Jim	414	30	3
1947	Keane, Jim	910	64	10
1946	McLean, Ray	348	17	2
1945	Kavanaugh, Ken	539	35	6
1944	McLean, Ray	414	19	5
1943	Clark, Harry	535	23	7
1942	McLean, Ray	571	19	8
1941	Kavanaugh, Ken	314	11	6
1940	Kavanaugh, Ken	276	12	3
1939	Plasman, Dick	403	19	3
1938	Karr, Bill	253	14	4
1937	Manske, Eggs	225	9	3
1936	Hewitt, Bill	358	15	6
1935	Johnsos, Luke	298	19	4
1934	Hewitt, Bill	151	10	5
1933	Hewitt, Bill	273	16	2
1932	Johnsos, Luke	321	24	2

*Led NFL

BEAR BIRTHDAYS DURING THE SEASON

day	SEPTEMBER	age	day	OCTOBER	age	day	DECEMBER	age
1	Jerry Azumah	25	1	Mike Leach	26	6	Mike Green	26
3	Keith Traylor	33	8	Marc Colombo	24	7	Kevin Dogans	30
5	Rosevelt Colvin	25	12	Chris Chandler	37	12	Than Merrill	25
6	Eric McCoo	22	17	Keith McKenzie	29	20	Rex Tucker	26
15	Damon Moore	26				21	R.W. McQuarters	26
18	Rodney Jones	25	day	NOVEMBER	age	22	Stanley Pritchett	29
20	Kiah Johnson	24	9	Jeff Grzeskowiak	24			
26	Todd McMillon	28	11	Anthony Thomas	25	day	JANUARY	age
			22	Warrick Holdman	27	3	Mike Gandy	23
			27	Charles Kirby	26	11	Alfonso Boone	26
			30	Luther Broughton	28	17	Paul Edinger	24
						21	Reggie Austin	25
						22	Bryan Knight	24
						28	Terrence Metcalf	25

History

Annual Leaders



Annual Punt Return Leaders

Year	Player	No	Yds	Avg	Year	Player	No	Yds	Avg
2001	Johnson, Leon	28	255	9.1	1970	Cole, Linzy	14	83	5.9
2000	Milburn, Glyn	35	300	8.6	1969	Lyle, Garry	12	78	6.5
1999	Milburn, Glyn	30	346	11.5	1968	Turner, Cecil	9	19	2.1
1998	Milburn, Glyn	25	291	11.6	1967	Gordon, Dick	12	82	6.8
1997	Hughes, Tyrone	36	258	7.2	1966	Arnett, Jon	15	58	3.9
1996	Engram, Bobby	31	282	9.1	1965	Sayers, Gale	16	238	14.9
1995	Graham, Jeff	23	183	8.0	1964	Arnett, Jon	19	188	9.9
1994	Graham, Jeff	15	140	9.3	1963	Morris, Johnny	16	164	10.3
1993	Obee, Terry	35	289	8.3	1962	Morris, Johnny	20	208	10.4
1992	Woolford, Donnell	12	127	10.6	1961	Morris, Johnny	23	155	6.7
1991	Bailey, Johnny	36	281	7.8	1960	Morris, Johnny	13	75	5.8
1990	Bailey, Johnny	36	399	11.1	1959*	Morris, Johnny	14	171	12.2
1989	Green, Mark	16	141	8.8	1958	Morris, Johnny	14	96	6.9
1988	McKinnon, Dennis	34	277	8.1	1957	Drzewiecki, Ron	22	64	2.9
1987	McKinnon, Dennis	40	405	10.1	1956	Jeter, Perry	6	66	11.0
1986	Barnes, Lew	57	482	8.5		Smith, Ray	6	66	11.0
1985	Taylor, Ken	25	198	7.9	1955	Drzewiecki, Ron	20	100	5.0
1984	Fisher, Jeff	58	492	8.5	1954	Stone, Billy	14	40	2.9
1983	McKinnon, Dennis	34	316	9.3	1953	Macon, Ed	17	68	4.0
1982	Fisher, Jeff	9	65	7.2	1952	White, Wilford	23	117	5.1
1981	Fisher, Jeff	43	509	11.8	1951	White, Wilford	14	131	9.4
1980	Walterscheid, Lenny	33	239	7.2	1950	McAfee, George	33	284	8.6
1979	Schubert, Steve	25	238	9.5	1949	McAfee, George	24	279	11.6
1978	Schubert, Steve	27	229	8.5	1948*	McAfee, George	30	417	13.9
1977	Schubert, Steve	31	291	9.4	1947	McAfee, George	18	261	14.5
1976	Livers, Virgil	28	205	7.3	1946	Gallarneau, Hugh	10	99	9.9
1975	Livers, Virgil	42	456	10.9	1945	Margarita, Bob	7	66	9.4
1974	Hill, Ike	33	183	5.5	1944	Grygo, Al	11	100	9.1
1973	Hill, Ike	36	204	5.7	1943	Clark, Harry	10	158	15.8
1972	Smith, Ron	26	163	6.3	1942	Gallarneau, Hugh	9	101	11.2
1971	Smith, Ron	26	194	7.5	1941	McAfee, George	5	158	31.6

COME-FROM-BEHIND WINS

(Regular season only)

	Wins	Never trailed	Largest Deficit		3-10	11+
			1-3	4-7		
1980	7	5			1	14 pts. at Det
1981	6	3	1	2		
1982	3	2				11 pts. vs. Det
1983	8	4	1	3		
1984	10	4	4	2		
1985	15	9	1	1	2	12 pts. vs. TB; 14 pts. at TB
1986	14	7	3	2	2	
1987	11	5	1	3		14 pts. vs. KC; 20 pts. at TB
1988	12	7	3	2		
1989	6	4	1	1		
1990	11	5	3	3		
1991	11	2	3	5	1	
1992	5	4		1		
1993	7	5		1		11 pts. at KC
1994	9	4	2	3		
1995	9	5	1	3		
1996	7	2	2	2		14 pts vs. Oak
1997	4	2		1		15 pts at Mia
1998	4	2		1		17 pts vs. Det
1999	6		4	1	1	
2000	5	3		1	1	
2001	13	7		3	1	19 pts. vs. SF; 14 pts. vs. Cle



Annual Kickoff Return Leaders

Year	Player	No	Yds	Avg	Year	Player	No	Yds	Avg
2001	Denson, Autry	23	534	23.2	1970	Turner, Cecil	23	752	32.7
2000	Milburn, Glyn	63	1,468	23.3	1969	Sayers, Gale	14	339	24.2
1999	Milburn, Glyn	61	1,426	23.4	1968	Turner, Cecil	20	363	18.2
1998	Milburn, Glyn	62	1,550	25.0	1967	Sayers, Gale	16	603	37.7
1997	Hughes, Tyrone	43	1,008	23.4	1966*	Sayers, Gale	23	718	31.2
1996	Jackson, Jack	27	619	22.9	1965	Sayers, Gale	21	660	31.4
1995	Lewis, Nate	42	904	21.5	1964	Martin, Billy	24	534	22.3
1994	Lewis, Nate	35	874	25.0	1963	Bull, Ronnie	7	105	15.0
1993	Conway, Curtis	21	450	21.4	1962	Martin, Billy	25	515	20.6
1992	Lewis, Darren	23	511	22.2	1961	Bivins, Charles	25	669	26.7
1991	Bailey, Johnny	16	311	19.4	1960	Galimore, Willie	12	292	24.3
1990	Bailey, Johnny	23	363	15.8	1959	Morris, Johnny	17	438	25.8
1989	Gentry, Dennis	28	667	23.8	1958	Morris, Johnny	16	399	24.9
1988	Gentry, Dennis	27	578	21.4	1957	Drzewiecki, Ron	13	315	24.2
1987	Gentry, Dennis	25	621	24.8	1956	Bingham, Don	17	444	26.1
1986*	Gentry, Dennis	20	576	28.8	1955	Drzewiecki, Ron	25	591	23.6
1985	Gault, Willie	22	577	26.2	1954	Jagade, Chick	11	195	17.7
1984	Cameron, Jack	26	485	18.7	1953	Macon, Ed	13	373	28.7
1983	Gault, Willie	13	276	21.2	1952	Macon, Ed	9	299	33.2
1982	Watts, Rickey	14	330	23.6	1951	Morrison, Fred	13	353	27.2
1981	Williams, Dave	23	486	21.1	1950	Hunsinger, Chuck	23	343	14.9
1980	Williams, Dave	27	666	24.7	1949	Dreyer, Fred	13	338	26.0
1979	Walterscheid, Lenny	19	427	22.5	1948	Minini, Frank	12	370	30.8
1978	Baschnagel, Brian	20	455	22.8	1947	Minini, Frank	11	261	23.7
1977	Baschnagel, Brian	23	557	24.2	1946	Osmanski, Bill	8	203	25.4
1976	Baschnagel, Brian	29	754	26.0	1945	Margarita, Bob	10	155	15.5
1975*	Payton, Walter	14	444	31.7	1944	Margarita, Bob	12	279	23.3
1974	Grandberry, Ken	22	568	25.8	1943	Clark, Harry	13	326	25.1
1973*	Garrett, Carl	16	486	30.4	1942	Gallarneau, Hugh	6	151	25.2
1972*	Smith, Ron	30	924	30.8	1941	McAfee, George	7	223	31.9
1971	Smith, Ron	26	671	25.8					

*Led NFL

BLOWN LEADS

(Regular season only)

	Never		Largest Lead:			
	Losses	Led	1-3	4-7	8-10	
1980	9	4	3	1	1	
1981	10	6	3	1		
1982	6	4		1		17 at TB
1983	8	6		2		
1984	6		2	3	1	
1985	1	1				
1986	2	1		1		
1987	4	2				14 vs. NO; 14 at Den
1988	4	3	1			
1989	10	5	3	1	1	
1990	5	2	1	1	1	
1991	5	3		1	1	
1992	11	6	1	2		14 vs. Cin; 20 at Min
1993	9	4	2	2	1	
1994	7	4	2		1	
1995	7	3		4		
1996	9	2	2	4	1	
1997	12	4	2	4	1	14 at Det
1998	12	3	1	5	1	11 vs. Min; 15 at TB
1999	10	5	2	1	1	13 vs. Sea
2000	11	8		3		
2001	3	1	1	1		

History

Annual Leaders


Annual Interception Leaders

Year	Player	No	Yards	Year	Player	No	Yards
2001	Brown, Mike	5	81	1968	McRae, Bennie	4	41
2000	Parrish, Tony	3	81	1967	McRae, Bennie	5	94
1999	Hudson, Chris	3	28		Petitbon, Richie	5	93
1998	Harris, Walt	4	41		Taylor, Roosevelt	5	19
1997	Harris, Walt	5	30	1966	Petitbon, Richie	4	34
1996	Woolford, Donnell	6	37	1965	Butkus, Dick	5	84
1995	Woolford, Donnell	4	21	1964	Caroline, JC	2	84
1994	Woolford, Donnell	5	30		Whitsell, Dave	2	57
1993	Carrier, Mark	4	94		Taylor, Roosevelt	2	45
	Jones, Dante	4	52		McRae, Bennie	2	44
1992	Woolford, Donnell	7	67		George, Bill	2	28
1991	Stinson, Lemuel	4	69	1963*	Taylor, Roosevelt	9	172
1990*	Carrier, Mark	10	39	1962	Petitbon, Richie	6	212
1989	Stinson, Lemuel	4	59	1961	Whitsell, Dave	6	123
1988	Jackson, Vestee	8	94	1960	Caroline, JC	3	31
1987	Duerson, Dave	3	0	1959	Barnes, Erich	5	67
1986	Richardson, Mike	7	69	1958	Sumner, Charles	6	67
1985	Frazier, Leslie	6	119	1957	Johnson, Jack	4	36
1984	Fencik, Gary	5	102	1956	Caroline, JC	6	182
1983	Frazier, Leslie	7	135	1955	Sumner, Charles	7	162
1982	Schmidt, Terry	4	39	1954	Whitman, SJ	5	117
1981	Fencik, Gary	6	121	1953	Kindt, Don	6	172
1980	Walterscheid, Lenny	4	84	1952	Dooley, Jim	5	30
1979	Schmidt, Terry	6	44	1951	Schroeder, Gene	5	62
	Fencik, Gary	6	31	1950	Davis, Harper	5	59
1978	Fencik, Gary	4	77	1949	McAfee, George	6	76
1977	Ellis, Allan	6	23	1948	Lujack, Johnny	8	131
1976	Brupbacher, Ross	7	49	1947	Mullins, Noah	6	113
1975	Clemons, Craig	2	109	1946	Farris, Tom	4	43
	Plank, Doug	2	50	1945	Margarita, Bob	6	79
	Livers, Virgil	2	40	1944	Grygo, Al	4	79
	Ellis, Allan	2	4	1943	Clark, Harry	5	32
1974	Clemons, Craig	4	84	1942*	Turner, Clyde	8	96
1973	Lyle, Garry	5	62	1941	McAfee, George	6	78
1972	Ford, Charlie	7	104	1940	Clark, Harry	4	62
1971	Ford, Charlie	5	46		Famiglietti, Gary	4	18
1970	Buffone, Doug	4	33		McAfee, George	4	50
1969	Taylor, Joe	3	37				
	Daniels, Dick	3	37				
	Youngblood, George	3	22				

*Led NFL

THANKSGIVING DAY GAMES

Overall: 16-14-2 — vs. Detroit: 8-7-0 — vs. Dallas: 0-2-0 — vs. Chi Cards: 7-3-2

11-25-20	STALEYS 6	Chi. Tigers 0	11-26-36	Lions 13	BEARS 7
11-24-21*	Buf. All-Americans 7	STALEYS 6	11-25-37	BEARS 13	Lions 0
11-30-22	Cardinals 6	BEARS 0	11-24-38	Lions 14	BEARS 7
11-29-23*	BEARS 3	Cardinals 0	11-24-47	BEARS 34	Lions 14
11-27-24	BEARS 21	Cardinals 0	11-24-49	BEARS 28	Lions 7
11-26-25*	Bears - Cardinals (0-0 Tie)		11-27-52	Texans 27	BEARS 23
11-25-26*	Bears - Cardinals (0-0 Tie)		11-26-64	BEARS 27	Lions 24
11-24-27*	Cardinals 3	BEARS 0	11-24-77	BEARS 31	Lions 14
11-29-28*	BEARS 34	Cardinals 0	11-22-79	Lions 20	BEARS 9
11-28-29	Cardinals 40	BEARS 6	11-27-80	BEARS 23	Lions 17 (OT)
11-27-30*	BEARS 6	Cardinals 0	11-26-81	Cowboys 10	BEARS 9
11-26-31*	BEARS 18	Cardinals 7	11-28-91	Lions 16	BEARS 6
11-24-32*	BEARS 34	Cardinals 0	11-25-93	BEARS 10	Lions 6
11-30-33*	BEARS 22	Cardinals 6	11-27-97	Lions 55	BEARS 20
11-29-34	BEARS 19	Lions 16	11-25-99	Lions 21	BEARS 17
11-28-35	Lions 14	BEARS 2			

* Indicates home game



Annual Punting Leaders

Year	Player	No	Avg	Year	Player	No	Avg
2001	Maynard, Brad	87	42.6	1969	Green, Bobby Joe	76	39.0
2000	Aguiar, Louie	52	38.8	1968	Green, Bobby Joe	27	42.3
1999	Sauerbrun, Todd	85	40.9	1967	Green, Bobby Joe	79	42.9
1998	Horan, Mike	64	41.3	1966	Green, Bobby Joe	80	41.9
1997	Sauerbrun, Todd	95	43.5	1965	Green, Bobby Joe	58	42.7
1996	Sauerbrun, Todd	78	44.8	1964	Green, Bobby Joe	71	44.5
1995	Sauerbrun, Todd	55	37.8	1963	Green, Bobby Joe	64	46.5
1994	Gardocki, Chris	76	37.8	1962	Green, Bobby Joe	69	43.7
1993	Gardocki, Chris	80	38.5	1961	Brown, Ed	59	42.2
1992	Gardocki, Chris	79	42.9	1960	Brown, Ed	56	39.8
1991	Buford, Maury	69	40.8	1959	Brown, Ed	64	41.2
1990	Buford, Maury	76	40.4	1958	Brown, Ed	27	42.2
1989	Buford, Maury	72	39.5	1957	Brown, Ed	34	40.1
1988	Wagner, Bryan	79	41.5	1956	Brown, Ed	42	39.1
1987	Wagner, Bryan	36	40.6	1955	Brown, Ed	44	40.1
1986	Buford, Maury	69	41.3	1954	Bratkowski, Zeke	39	41.0
1985	Buford, Maury	68	42.2	1953	Morrison, Fred	65	42.6
1984	Finzer, Dave	83	40.1	1952	Morrison, Fred	64	42.3
1983	Parsons, Bob	79	36.9	1951	Morrison, Fred	57	39.0
1982	Parsons, Bob	58	41.3	1950*	Morrison, Fred	57	43.3
1981	Parsons, Bob	114	39.7	1949*	Gulyanics, George	29	47.2
1980	Parsons, Bob	79	40.6	1948	Gulyanics, George	55	44.2
1979	Parsons, Bob	92	37.9	1947*	Gulyanics, George	23	44.8
1978	Parsons, Bob	96	37.0	1946	Luckman, Sid	33	37.4
1977	Parsons, Bob	80	40.4	1945	Luckman, Sid	36	37.4
1976	Parsons, Bob	99	37.6	1944	McEnulty, Doug	25	39.8
1975	Parsons, Bob	93	39.0	1943	Luckman, Sid	34	35.9
1974	Parsons, Bob	90	37.8	1942	Luckman, Sid	24	40.6
1973	Green, Bobby Joe	82	40.5	1941	Luckman, Sid	13	41.1
1972	Green, Bobby Joe	67	41.2	1940	Luckman, Sid	27	42.5
1971	Green, Bobby Joe	77	40.1	1939	Luckman, Sid	27	43.3
1970	Green, Bobby Joe	83	40.9				

*Led NFL



Annual Sack Leaders

Year	Player	No	Yards	Year	Player	No	Yards
2001	Colvin, Roosevelt	10.5	64.0	1984	Dent, Richard	17.5	140.5
2000	Urlacher, Brian	8.0	49.0	1983	Hartenstine, Mike	12.0	91.5
1999	Simmons, Clyde	7.0	49.0	1982	Hampton, Dan	7.0	57.0
1998	Flanigan, Jim	8.5	55.0	1981	Page, Alan	9.0	84.0
1997	Flanigan, Jim	6.0	51.0		Hampton, Dan	9.0	77.0
	Minter, Barry	6.0	35.0	1980	Hampton, Dan	11.5	108.5
1996	Spellman, Alonzo	8.0	67.0	1979	Osborne, Jim	10.5	79.0
1995	Flanigan, Jim	11.0	75.0	1978	Page, Alan	11.5	94.0
1994	Armstrong, Trace	7.5	52.0	1977	Rydalch, Ron	9.5	81.0
1993	Dent, Richard	12.5	90.0	1976	Osborne, Jim	15.0	129.0
1992	McMichael, Steve	10.5	66.5	1975	Chambers, Wally	14.0	105.0
1991	Dent, Richard	10.5	72.0	1974	Chambers, Wally	6.0	53.0
1990	Dent, Richard	12.0	101.0	1973	Osborne, Jim	11.5	92.0
1989	Dent, Richard	9.0	64.0	1972	Osborne, Jim	6.0	N/A
1988	McMichael, Steve	11.5	95.0	1971	Holman, Willie	13.5	N/A
1987	Dent, Richard	12.5	94.0	1970	Holman, Willie	14.0	N/A
1986	Dent, Richard	11.5	87.0				
1985*	Dent, Richard	17.0	133.5				

*Led NFL

History

100-Yard Rushing Games

11/20/77	Payton, vs. Min	W	40-275
10/30/77	Payton, at GB	W	23-205
11/3/68	Sayers, at GB	W	24-205
12/18/66	Sayers, vs. Min	W	17-197
11/3/85	Payton, at GB	W	28-192
11/13/77	Payton, vs. KC	W	33-192
12/16/56	Casares, vs. Det	W	17-190
10/21/01	Thomas, at Cin	W	22-188
9/14/80	Payton, vs. NO	W	18-183
12/5/76	Payton, at Sea	W	27-183
9/9/79	Payton, vs. Min	W	23-182
9/16/62	Galimore, at SF	W	22-181
9/9/84	Payton, vs. Den	W	20-179
11/26/81	Payton, at Dal	L	38-179
9/14/86	Payton, vs. Phil	W+	33-176
12/9/84	Payton, vs. GB	L	35-175
12/16/01	Thomas, vs. TB	W	31-173
11/27/66	Sayers, vs. Atl	W	19-172
12/20/98	Allen, vs. Balt	W	22-163
12/11/77	Payton, vs. GB	W	32-163
10/29/78	Payton, vs. Det	L	23-162
9/18/83	Payton, at NO	L+	28-161
1/6/02	Thomas, vs. Jax	W	33-160
9/18/77	Payton, vs. Det	W	23-160
12/16/79	Payton, vs. StL	W	33-157
10/16/78	Payton, at Den	L	22-157
9/30/84	Payton, vs. Dal	L	25-155
10/7/79	Payton, at Buf	W	39-155
10/28/34	Feathers, vs. GB	W	15-155
10/7/84	Payton, vs. NO	W	32-154
10/20/57	Galimore, vs. Rams	W	24-153
12/18/83	Payton, vs. GB	W	30-148
9/19/76	Payton, at SF	W	28-148
9/10/89	Anderson, vs. Cin	W	21-146
10/17/76	Payton, at Rams	L	27-145
11/26/78	Harper, vs. TB	W	25-144
10/29/44	Grygo, vs. CRams	W	13-144
10/27/68	Sayers, vs. Min	W	18-143
10/15/67	Sayers, vs. Det	W	22-142
10/7/90	Anderson, vs. GB	W	21-141
10/10/76	Payton, at Min	L	19-141
10/2/39	Maniaci, at Pit	W	12-141
10/2/77	Payton, vs. NO	L	19-140
9/30/34	Feathers, at Reds	W	2-140
11/27/88	Anderson, vs. GB	W	17-139
11/9/86	Payton, at TB	W	20-139
10/7/56	Casares, at GB	W	24-139
11/24/77	Payton, at Det	W	20-137
10/9/55	Hoffman, vs. SF	L	18-135

12/17/95	Salaam, vs. TB	W	27-134
9/16/79	Payton, at Dal	L	22-134
12/21/75	Payton, at NO	W	25-134
10/6/80	Payton, vs. TB	W	28-133
11/17/85	Payton, at Dal	W	22-132
10/13/85	Payton, at SF	W	24-132
11/4/56	Casares, at Rams	W	25-132
10/7/34	Feathers, at Brk	W	14-132
11/13/83	Payton, vs. Phil	W	23-131
12/10/67	Sayers, vs. Min	T	20-131
12/20/80	Payton, at TB	W	29-130
12/7/80	Payton, vs. GB	W	22-130
12/3/44	Margarita, at Pit-Cards	W	9-129
10/28/01	Thomas, vs. SF	W	18-127
11/12/78	Payton, at Min	L	23-127
12/17/72	Douglass, at Oak	L	14-127
11/20/94	Tillman, vs. Det	W	32-126
10/10/77	Payton, vs. Rams	W	24-126
11/30/69	Sayers, vs. Clev	L	20-126
9/2/79	Payton, vs. GB	W	36-125
11/6/66	Sayers, vs. Det	T	21-124
10/21/56	Casares, vs. Balt	W	22-124
11/26/33	Nagurski, vs. Port	W	18-124
9/4/88	Anderson, vs. Mia	W	24-123
11/27/80	Payton, at Det	W+	18-123
10/1/78	Payton, at Oak	L+	27-123
11/26/00	Allen, at NYJ	L	25-122
9/1/97	Harris, at GB	L	13-122
11/24/96	Harris, vs. Det	W	27-122
12/24/95	Salaam, vs. Phil	W	30-122
12/19/88	Anderson, at Min	L	22-122
10/16/77	Payton, at Min	L+	24-122
12/2/85	Payton, at Mia	L	23-121
12/16/62	Marconi, vs. Det	W	13-121
10/5/52	Dottley, at Chi	L	24-121
9/17/50	Gulyanics, vs. Rams	W	26-121
9/28/97	Harris, at Dal	L	29-120
9/8/85	Payton, vs. TB	W	17-120
12/17/67	Sayers, at Atl	W	19-120
12/17/89	Anderson, vs. GB	L	12-119
11/12/50	Hunsinger, vs. Yanks	W	14-119
10/15/39	Osmanski, vs. Chi	W	15-119
11/3/96	Harris, vs. TB	W	19-118
10/27/85	Payton, vs. Min	W	19-118
12/5/65	Sayers, at Balt	W	16-118
9/20/87	Anderson, vs. TB	W	16-117
11/25/84	Payton, at Min	W	23-117
10/15/72	Douglass, at Clev	W	11-117
11/26/67	Sayers, vs. GB	L	18-117

100-Yard Rushing Games

12/9/56	Casares, vs. Chi.....W.....	25-117	11/4/84	Payton, vs. Raid.....W.....	27-111
11/18/51	Dottley, vs. GB.....W.....	17-117	10/21/79	Payton, at Min.....L.....	23-111
11/23/97	Harris, vs. TB.....W.....	33-116	11/22/59	Casares, at Det.....W.....	21-111
9/24/89	Anderson, at Det.....W.....	16-116	11/12/39	Osmanski, at Det.....W.....	18-111
9/23/84	Payton, at Sea.....L.....	24-116	9/16/84	Payton, at GB.....W.....	27-110
11/2/69	Sayers, at Min.....L.....	20-116	11/28/76	Payton, at GB.....W.....	27-110
11/24/57	Casares, at Det.....W.....	28-116	10/19/75	Adamle, at Pit.....L.....	17-110
11/4/45	Margarita, vs. GB.....W.....	16-116	10/22/95	Salaam, vs. Hou.....W.....	29-109
12/8/96	Salaam, vs. StL.....W.....	19-115	1/2/83	Payton, at TB.....L+.....	26-109
12/9/79	Payton, at GB.....W.....	25-115	11/5/78	Payton, vs. Sea.....L.....	18-109
11/6/55	Watkins, vs. GB.....W.....	14-115	11/14/76	Payton, vs. GB.....W.....	18-109
11/6/55	Casares, vs. GB.....W.....	16-115	10/26/69	Sayers, vs. Rams.....L.....	15-109
10/16/60	Morris, vs. SF.....W.....	7-114	10/5/86	Payton, vs. Min.....W.....	26-108
10/21/34	Feathers, vs. Reds.....W.....	7-114	9/29/68	Sayers, at Min.....W.....	16-108
9/7/86	Payton, vs. Clev.....W.....	22-113	11/11/56	Hoffman, vs. GB.....W.....	18-108
11/4/79	Payton, vs. Det.....W.....	22-113	10/28/56	Jeter, at SF.....W.....	16-108
9/17/72	Harrison, vs. Atl.....L.....	20-113	11/25/01	Allen, at Min.....W.....	27-107
12/12/65	Sayers, vs. SF.....W.....	9-113	11/10/85	Payton, vs. Det.....W.....	26-107
11/28/65	Sayers, vs. NYG.....W.....	13-113	10/25/81	Payton, vs. SD.....W+.....	36-107
11/9/58	Casares, at GB.....W.....	15-113	11/9/80	Payton, vs. Wash.....W.....	17-107
11/2/58	Casares, at Rams.....L.....	23-113	10/27/97	Harris, at Mia.....W.....	25-106
11/10/96	Harris, at Den.....L.....	23-112	9/8/96	Green, at Wash.....L.....	20-106
10/21/85	Payton, vs. GB.....W.....	25-112	11/20/83	Payton, at TB.....W.....	22-106
11/20/83	Suhey, at TB.....W.....	19-112	10/9/66	Sayers, vs. Balt.....W.....	18-106
12/6/81	Payton, vs. Min.....W.....	33-112	10/8/95	Salaam, vs. Car.....W.....	28-105
12/1/68	Piccolo, at NO.....W.....	21-112	12/10/95	Salaam, at Cin.....L.....	22-105
11/9/69	Sayers, vs. Pit.....W.....	28-112	9/25/88	Anderson, at GB.....W.....	20-105
10/14/56	Casares, vs. SF.....W.....	21-112	11/15/81	Payton, at GB.....L.....	22-105
10/21/51	Dottley, vs. SF.....W.....	16-112	11/26/78	Payton, vs. TB.....W.....	27-105
11/18/90	Anderson, at Den.....W+	28-111	11/16/75	Payton, at SF.....L.....	23-105
12/8/85	Payton, vs. Ind.....W.....	26-111			

(Continued next page)

40 RUSHES vs. 40 PASSES

Over the past 19 seasons when the Bears have rushed 40 times, they have a **57-2 record**. Chicago has won 41 straight 40-rush games dating back to 1984. Chicago had two games in 2001 with 40 rushing attempts, defeating Tampa Bay 27-3 running for 207 yards on 40 carries and in the season finale against Jacksonville when the Bears rushed 40 times for 169 yards in a 33-13 win.

During the same 19-season period, the Bears are 10-31 when throwing 40 passes in one game. Last season, the Bears threw 40 or more passes in three games, posting a 2-1 record. Both Shane Matthews (vs. Cle) and Jim Miller (vs. GB) attempted 40 or more passes in a single game while the two combined for 47 passes in the win over San Francisco. The Bears cracked the 40-attempt barrier in three games in 2000 with an 0-3 record and 10 of 16 games in 1999, going 3-7 in the process. The team finished with an 0-2 record in 1998 when throwing 40 times, had a 1-4 record in 1997 and was 0-4 in '96.

History

100-Yard Rushing Games

10/6/68	Sayers, at Balt.....L.....	15-105
9/15/68	Sayers, vs. Wash.....L.....	15-105
10/28/51	Dottley, at Det.....W.....	17-105
11/25/45	McAfee, vs. Pit.....W.....	5-105
9/26/93	Anderson, vs. TB.....W.....	28-104
12/26/82	Payton, at Rams.....W.....	20-104
10/3/76	Payton, vs. Wash.....W.....	18-104
11/18/56	Casares, vs. Rams.....W.....	27-104
9/4/83	Payton, vs. Atl.....L.....	20-103
10/23/72	Harrison, vs. Min.....W.....	31-103
11/10/85	Suhey, vs. Det.....W.....	16-102
11/24/85	Payton, vs. Atl.....W.....	20-102
10/9/83	Payton, vs. Min.....L.....	20-102
10/12/80	Payton, at Min.....L.....	23-102
12/7/58	Casares, vs. Chi.....W.....	22-102
10/22/39	Maniaci, at NYG.....L.....	15-102
10/12/97	Harris, vs. GB.....L.....	27-101
11/17/91	Muster, at Ind.....W.....	15-101
9/9/90	Anderson, vs. Sea.....W.....	20-101

12/11/83	Suhey, at Min.....W.....	17-101
10/19/80	Payton, vs. Det.....W.....	27-101
9/3/78	Payton, vs. StL.....W.....	26-101
12/4/77	Payton, at TB.....W.....	33-101
10/21/74	Garrett, vs. GB.....W.....	23-101
11/29/42	Famiglietti, vs. CRams W.....	12-101
10/10/34	Feathers, at Pit.....W.....	8-101
10/9/94	Tillman, vs. NO.....W.....	23-100
12/16/90	Anderson, at Det.....L.....	22-100
11/19/89	Anderson, vs. TB.....L.....	15-100
10/14/84	Payton, at StL.....L.....	23-100
11/4/73	Douglass, at GB.....W.....	19-100
11/20/49	Hoffman, at Wash.....W.....	15-100

191 rushers in 187 games*

10 games have gone into overtime;
two have ended in a tie (before OT
was adopted),

TOTAL: 137-48-2 (.738)

At home: 87-17-2 (.830)

On the road: 50-31 (.617)

TWO 100-YARD RUSHERS:

11/6/55 vs. GB — Casares, Watkins

11/26/78 vs. TB — Payton, Harper

11/20/83 at TB — Payton, Suhey

11/10/85 vs. Det — Payton, Suhey

BY MONTH:*

September 22-10-0 (.688)

October 40-18-0 (.690)

November 45-13-1 (.771)

December 29-6-1 (.819)

January 1-1-0 (.500)

100-YARD PLAYOFF GAMES:

119 — McAfee, vs. GB, 12/14/41

109 — Osmanski, at Wash, 12/8/40

104 — Payton, at Wash, 12/30/84

102 — Anderson, vs. NO, 1/6/91

ON THE ROAD:*

(five games min.)

Detroit 8-0

Green Bay 10-2

Minnesota 4-8

Tampa Bay 4-1

San Francisco 4-1

BY RUSHER:*

Adamle, Mike 1-0

Allen, James 2-1

Anderson, Neal 10-4

Casares, Rick 12-1

Dottley, John 3-1

Douglass, Bobby 2-1

Famiglietti, Gary 1-0

Feathers, Beattie 5-0

Galimore, Willie 2-0

Garrett, Carl 1-0

Green, Robert 0-1

Grygo, Al 1-0

Gulyanics, George 1-0

Harper, Roland 1-0

Harris, Raymont 4-4

Harrison, Jim 1-1

Hoffman, John 2-1

Hunsinger, Chuck 1-0

Jeter, Perry 1-0

Maniaci, Joe 1-1

Marconi, Joe 1-0

Margarita, Bob 2-0

McAfee, George 1-0

Morris, Johnny 1-0

Muster, Brad 1-0

Nagurski, Bronko 1-0

Osmanski, Bill 2-0

Payton, Walter 53-24

Piccolo, Brian 1-0

Salaam, Rashaan 5-1

Sayers, Gale 12-6-2

Suhey, Matt 3-0

Thomas, Anthony 4-0

Tillman, Lewis 2-0

Watkins, Bobby 1-0

BY TEAM:*

Arizona Cardinals 0-0

St. Louis Cardinals 2-1

Chicago Cardinals 3-1

Pittsburgh-Chi. Cards 1-0

Atlanta Falcons 3-2

Baltimore Ravens 1-0

Brooklyn Dodgers 1-0

Buffalo Bills 1-0

Carolina Panthers 1-0

Cincinnati Bengals 2-1

Cincinnati Reds 2-0

Cleveland Browns 2-1

Dallas Cowboys 1-4

Denver Broncos 2-2

Detroit Lions 17-1-1

Portsmouth Spartans 1-0

Green Bay Packers 24-6

Houston Oilers 1-0

Indianapolis Colts 2-0

Baltimore Colts 3-1

Jacksonville Jaguars 1-0

Kansas City Chiefs 1-0

Miami Dolphins 2-1

Minnesota Vikings 12-8-1

New Orleans Saints 5-2

New York Giants 1-1

New York Jets 0-1

New York Yanks 0-0

Oakland Raiders 1-2

LA Raiders 1-0

Philadelphia Eagles 3-0

Pittsburgh Steelers 3-1

Pittsburgh Pirates 1-0

St. Louis Rams 1-0

Los Angeles Rams 6-3

Cleveland Rams 2-0

San Diego Chargers 1-0

San Francisco 49ers 9-2

Seattle Seahawks 2-2

Tampa Bay Buccaneers 13-2

Washington Redskins 2-3

*Does not include post-season

100-Yard Receiving Games

10/31/54	Hill, at SF.....W.....	7-214	10/11/64	J. Morris, vs. Rams.....W.....	11-147
11/18/62	J. Morris, at Dal.....W.....	10-201	10/11/59	Hill, vs. Rams.....L.....	5-147
10/21/56	Hill, vs. Balt.....W.....	9-198	9/19/85	Gault, at Min.....W.....	6-146
11/25/56	Hill, at NYG.....T.....	7-195	11/24/63	Ditka, at Pit.....T.....	7-146
10/23/49	Keane, at NYG.....L.....	14-193	11/10/46	Kavanaugh, at Rams.....W.....	6-146
11/12/61	Ditka, vs. GB.....L.....	9-190	11/12/44	McLean, vs. Bos.....W.....	5-146
11/8/64	J. Morris, vs. Balt.....L.....	10-183	9/24/95	Graham, at StL Rams.....L.....	6-145
11/19/67	Gordon, vs. StL.....W.....	4-178	12/5/54	Dooley, at Chi.....W.....	5-144
10/29/50	Kavanaugh, at NYG.....L.....	8-177	10/10/54	Hill, vs. Balt.....W.....	3-144
10/19/81	M. Anderson, at Det.....L.....	6-176	10/12/47	Kavanaugh, vs. Phil.....W.....	2-144
9/28/86	Gault, at Cin.....W.....	7-174	12/26/99	Engram, at StL.....L.....	13-143
12/11/49	Hoffman, vs. Chi.....W.....	8-174	10/11/98	Engram, at Ariz.....L.....	5-142
12/15/63	J. Morris, at Det.....W.....	8-171	10/10/77	Scott, vs. Rams.....W.....	2-142
12/19/99	Robinson, vs. Det.....W.....	11-170	12/13/70	Farmer, vs. GB.....W.....	9-142
10/25/64	Ditka, at Wash.....L.....	13-168	10/28/56	Hill, at SF.....W.....	7-142
11/18/01	Booker, at TB.....W.....	7-165	10/29/72	Farmer, at StL.....W.....	5-141
11/27/97	Proehl, at Det.....L.....	4-164	10/13/46	McLean, vs. Rams.....T.....	6-141
10/25/53	Dooley, at Rams.....L.....	6-164	12/6/98	Engram, at Min.....L.....	9-140
11/20/60	Dewveall, vs. Det.....W.....	6-163	10/4/81	Margerum, at Min.....L.....	10-140
11/21/99	Robinson, at SD.....W.....	6-163	10/19/80	Scott, vs. Det.....W.....	3-140
12/14/47	Keane, vs. Chi.....L.....	7-161	9/26/54	Hill, at Det.....L.....	4-140
10/31/99	Robinson, at Wash.....L.....	9-161	10/10/71	Gordon, vs. NO.....W.....	8-139
11/15/70	Gordon, at GB.....L.....	5-158	11/18/45	Kavanaugh, vs. Det.....L.....	6-138
10/5/86	Ortego, vs. Min.....W.....	6-157	10/22/95	Graham, vs. Hou.....W.....	9-137
12/7/47	McAfee, vs. Rams.....L.....	9-157	12/11/49	Kavanaugh, vs. Chi.....W.....	6-137
12/9/62	Ditka, vs. Rams.....W.....	6-155	10/23/94	Graham, at Det.....L.....	7-136
11/27/94	Graham, at Ariz.....W.....	8-154	12/23/91	Davis, at SF.....L.....	6-136
10/30/55	Hill, at Rams.....W.....	8-151	10/17/99	Robinson, vs. Phil.....L.....	4-136
12/16/51	Schroeder, vs. Chi.....L.....	4-150	9/20/64	J. Morris, at Min.....W.....	10-135
10/15/61	Galimore, vs. Balt.....W.....	7-149	11/14/99	Booker, vs. Min.....L.....	7-134
9/12/94	Conway, at Phil.....L.....	7-148	11/16/87	Gault, at Den.....L.....	5-133
11/23/52	Stone, vs. Det.....W.....	4-148	9/19/85	McKinnon, at Min.....W.....	4-133
11/14/99	Robinson, vs. Min.....L.....	7-148	11/18/62	Ditka, at Dal.....W.....	7-133
11/11/79	Watts, vs. Rams.....W.....	6-147	10/17/54	Dooley, vs. SF.....L.....	6-133
10/25/70	Farmer, vs. Det.....L.....	6-147	11/9/97	Proehl, at Min.....L.....	9-132
12/15/68	Gordon, vs. GB.....L.....	6-147	10/14/62	Ditka, vs. SF.....L.....	8-132

(Continued next page)

NFL EUROPE LEAGUE

The Bears allocated 12 players to squads in the NFL Europe League for the spring '02 campaign. Chicago's overseas assignees include **Leo Barnes** (Frankfurt Galaxy), **Stan Bennett** (Barcelona Dragons), **Damion Cook** (Barcelona Dragons), **Adam Davis** (Amsterdam Admirals), **Tim Johnson** (Rhein Fire), **Ken Mastrole** (Amsterdam Admirals), **Than Merrill** (Barcelona Dragons), **Romando North** (Berlin Thunder), **Robert Sanford** (Frankfurt Galaxy), **Willie Spencer** (Rhein Fire), **Mawuko Tugbenyoh** (Scottish Claymores) and **Josh Warner** (Berlin Thunder). NFL teams receive roster exemptions by allocating players to the NFL-run league, and the Bears are therefore allowed to take more than the normal 80 players to training camp in the summer of 2002.

In the spring of 1998, wide receiver **Marcus Robinson** was honored as NFL Europe's Offensive MVP after leading the league in receiving with 811 yards on 39 receptions. His efforts helped the Rhein Fire capture the World Bowl Championship.

History

100-Yard Receiving Games

9/25/83	Gault, at Balt.....L+	5-130
9/23/61	Ditka, at Rams.....W	5-130
12/4/83	Gault, at GB.....L	4-129
10/1/50	Keane, at GB.....L	8-129
11/2/47	Kavanaugh, at Bos.....W	8-129
12/19/71	Farmer, vs. Min.....L	7-128
11/25/62	Coia, at Balt.....W	6-128
10/16/49	Keane, vs. Phil.....W	8-127
10/1/00	Robinson, at GB.....W	2-126
9/22/96	Conway, at Det.....L	8-126
11/12/95	Conway, at GB.....L	6-126
12/7/80	Watts, vs. GB.....W	4-126
10/4/42	McLean, at CRams.....W	5-126
9/22/63	Ditka, at Min.....W	8-124
10/9/60	J. Morris, vs. Rams.....W	3-124
9/27/98	Engram, vs. Min.....L	6-123
12/7/75	Rather, vs. Det.....W	4-123
11/14/65	J. Morris, vs. StL.....W	5-123
11/19/61	J. Morris, at SF.....L	4-123
11/23/58	McColl, at Det.....W	6-123
10/14/62	J. Morris, vs. SF.....L	4-122
10/19/47	Keane, vs. Det.....W	6-122
11/18/56	Hill, vs. Rams.....W	5-121
11/11/56	Hill, vs. GB.....W	4-121
11/21/99	Engram, at SD.....W	8-121
12/22/96	Conway, at TB.....L	9-120
10/8/61	Ditka, at Det.....W	5-120
10/29/78	Payton, vs. Det.....L	7-119
12/20/70	Gordon, at NO.....W	9-119
12/13/53	Dooley, vs. Chi.....L	8-119
11/16/97	Proehl, vs. NYJ.....L	11-118
11/29/42	Pool, vs. CRams.....W	2-118
12/5/54	Hill, at Chi.....W	6-117
11/14/54	Hill, vs. Clev.....L	3-117
12/13/53	Hensley, vs. Chi.....L	4-117
10/23/38	Manske, vs. CRams.....L	6-117
11/13/88	Gentry, at Wash.....W	5-116
11/9/86	Gault, at TB.....W	4-116
9/15/74	Wade, vs. Det.....W	2-116
9/25/65	J. Morris, at Rams.....L	7-116
10/17/54	Hill, vs. SF.....L	4-116
12/30/01	Booker, at Det.....W	9-115
12/7/97	Conway, vs. Buf.....W	7-115
9/11/83	Payton, vs. TB.....W	6-115
9/26/71	Gordon, at Min.....W	10-115
10/9/60	Dewveall, vs. Rams.....W	6-115
10/19/52	Schroeder, vs. SF.....L	4-115
11/20/49	Kavanaugh, at Wash.....W	4-115
12/5/37	McDonald, vs. Chi.....W	6-115
10/7/01	Robinson, at Atl.....W	9-114
10/18/92	Waddle, vs. TB.....W	3-114

10/6/85	Moorehead, at TB.....W	8-114
10/13/74	Rather, at Atl.....L	6-114
10/8/78	Scott, at GB.....L	9-113
10/2/77	Rather, vs. NO.....L	6-113
12/12/65	Jones, vs. SF.....W	3-113
11/13/55	Hill, vs. Rams.....W	3-113
10/3/43	Geyer, at Det.....W	3-113
9/29/74	Wade, at Min.....L	6-112
12/2/62	J. Morris, vs. NYG.....L	6-112
12/8/96	Timpson, vs. StL.....W	6-111
10/13/96	Conway, at NO.....L	7-111
11/5/95	Graham, vs. Pit.....L	5-111
10/22/95	Conway, vs. Hou.....W	3-111
11/3/57	Hill, at Rams.....W	4-111
9/3/95	Conway, vs. Min.....W	5-110
10/15/89	Gentry, vs. Hou.....L	6-110
10/13/63	Ditka, at Rams.....W	9-110
11/7/54	Hoffman, vs. GB.....W	9-110
10/24/54	McColl, at Rams.....L	8-110
11/19/39	Manske, vs. Phil.....W	2-110
12/14/97	Conway, at StL.....W	7-109
11/19/95	Graham, vs. Det.....L	5-109
10/4/64	J. Morris, at SF.....L	7-109
11/28/54	Hill, vs. Rams.....W	6-109
11/29/42	McLean, vs. CRams.....W	4-109
11/12/95	Graham, at GB.....L	7-108
12/6/69	Gordon, at SF.....L	10-108
12/30/01	Bates, at Det.....W	4-107
9/3/95	Graham, vs. Min.....W	8-107
9/28/81	Payton, vs. Rams.....L	4-107
11/24/77	Payton, at Det.....W	4-107
11/22/70	Gordon, vs. Buf.....W	6-107
11/15/64	J. Morris, at Rams.....W	9-107
10/20/63	J. Morris, at SF.....L	6-107
10/22/61	Ditka, vs. SF.....W	4-107
9/25/55	Hill, at Balt.....L	5-107
10/4/98	Penn, vs. Det.....W	6-106
11/22/92	Davis, vs. GB.....L	8-106
10/6/91	R. Morris, vs. Wash.....L	5-106
12/19/88	McKinnon, at Min.....L	4-106
11/27/80	Scott, at Det.....W+	6-106
12/5/76	Scott, at Sea.....W	3-106
9/27/64	Ditka, at Balt.....L	6-106
9/28/52	Schroeder, at GB.....W	7-106
9/22/40	Swisher, at GB.....W	2-106
11/11/90	Davis, vs. Atl.....W	5-105
10/22/78	Scott, at TB.....L	5-105
12/3/67	Gordon, at SF.....W	7-105
10/8/61	Farrington, at Det.....W	2-105
11/29/59	Dewveall, at Chi.....W	3-105
9/21/60	Watts, vs. Min.....L	2-104
10/21/79	Baschnagel, at Min.....L	4-104
10/3/65	Sayers, at GB.....L	5-104

100-Yard Receiving Games

12/4/60	Coia, at GB.....L.....	3-104	9/30/56	Hill, at Balt.....L.....	4-102
11/25/45	Margarita, vs. Pit.....W.....	6-104	10/26/47	Keane, at Wash.....W.....	9-102
9/18/83	Gault, at NO.....L+.....	4-103	10/6/96	Conway, vs GB.....L.....	9-101
12/16/79	Watts, vs. StL.....W.....	6-103	12/11/60	Dooley, at Clev.....L.....	7-101
11/9/47	Kavanaugh, vs. GB.....W.....	4-103	12/10/00	Kennison, vs. NE.....W.....	8-100
10/3/99	Conway, vs. NO.....W.....	8-103	10/27/97	Conway, at Mia.....W.....	6-100
12/17/95	Graham, vs. TB.....W.....	5-102	11/29/92	Waddle, at Clev.....L.....	4-100
9/23/91	Waddle, vs. NYJ.....W+.....	8-102	12/6/69	Wallace, at SF.....L.....	10-100
11/8/87	N. Anderson, at GB.....W.....	5-102	11/26/64	J. Morris, at Det.....W.....	7-100
12/26/82	Payton, at Rams.....W.....	5-102	10/21/62	Ditka, vs. Balt.....W.....	4-100
12/17/61	Ditka, vs. Min.....W.....	8-102	11/24/40	Kavanaugh, vs. CRams.....W.....	3-100
10/27/57	Hill, at SF.....L.....	5-102			

199 receivers in 182 games*

Eight games have gone into overtime; three have ended in a tie (before OT was adopted).

TOTAL: 101-78-3 (.563)

At home: 54-31-1 (.635)

On the road: 47-47-2 (.500)

TWO 100-YARD RECEIVERS:

11/29/42 vs. ClevR — McLean, Pool
12/11/49 vs. Chi — Hoffman, Kavanaugh
12/13/53 vs. Chi — Dooley, Hensley
10/17/54 vs. SF — Dooley, Hill
12/5/54 at Chi — Dooley, Hill
10/9/60 vs. Rams — Dewveall, Morris
10/8/61 at Det — Ditka, Farrington
10/14/62 vs. SF — Ditka, Morris
11/18/62 at Dal — Ditka, Morris
12/6/69 at SF — Gordon, Wallace
9/19/85 at Min — Gault, McKinnon
9/3/95 vs. Min — Conway, Graham
10/22/95 vs. Hou — Conway, Graham
11/12/95 at GB — Conway, Graham
11/14/99 vs. Min — Booker, Robinson
11/21/99 at SD — Ingram, Robinson
12/30/01 at Det — Booker, Bates

BY MONTH:*

September	12-15-0 (.444)
October	31-32-1 (.492)
November	36-16-2 (.685)
December	22-15-0 (.595)

100-YARD PLAYOFF GAMES:

129 — Gault, vs. NE, 1/26/86
122 — Magnani, vs. Wash, 12/26/43
108 — McKinnon, vs. Phil., 12/31/88
104 — Waddle, vs. Dal., 12/29/91

*Does not include post-season

BY RECEIVER:*

Anderson, Marcus, WR	0-1
Anderson, Neal, RB	1-0
Baschnagel, Brian, WR	0-1
Bates, D'Wayne, WR	1-0
Booker, Marty, WR	2-1
Coia, Angelo, HB	1-1
Conway, Curtis, WR	6-6
Davis, Wendell, WR	1-2
Dewveall, Willard, E	3-0
Ditka, Mike, TE	9-4-1
Dooley, Jim, E	1-4
Ingram, Bobby, WR	1-4
Farmer, George, WR	2-2
Farrington, John, E	1-0
Gallimore, Willie, HB	1-0
Gault, Willie, WR	3-4
Gentry, Dennis, WR	1-1
Geyer, Bill, HB	1-0
Gordon, Dick, WR	6-3
Graham, Jeff, WR	4-5
Hensley, Dick, E	0-1
Hill, Harlon, E	11-7-1
Hoffman, John, E	2-0
Jones, Jimmy, E	1-0
Kavanaugh, Ken, E	7-2
Keane, Jim, E	3-3
Kennison, Eddie, WR	1-0
Mansko, Edgar "Eggs", E	1-1
Margarita, Bob, HB	1-0
Margerum, Ken, WR	0-1
McAfee, George, HB	0-1
McColl, Bill, E	1-1
McDonald, Lester, E	1-0
McKinnon, Dennis, WR	1-1
McLean, Ray, HB	3-0-1
Moorehead, Emery, TE	1-0
Morris, Johnny, WR	8-7
Morris, Ron, WR	0-1
Ortego, Keith, WR	1-0
Payton, Walter, RB	3-2
Penn, Chris, WR	1-0
Pool, Hampton, E	1-0
Proehl, Ricky	0-3
Rather, Bo, WR	1-2
Robinson, Marcus, WR	4-3
Sayers, Gale, RB	0-1
Schroeder, Gene, E	1-2

Scott, James, WR	4-2
Stone, Billy, HB	1-0
Swisher, Bob, HB	1-0
Timpson, Michael, WR	1-0
Wade, Charles, WR	1-1
Wallace, Bob, E	1-0
Waddle, Tom, WR	2-1
Watts, Rickey, WR	3-1

BY TEAM:*

Arizona Cardinals	0-1
St. Louis Cardinals	4-0
Chicago Cardinals	4-3
Atlanta Falcons	2-1
Baltimore Colts	5-5
Boston Yanks	2-0
Buffalo Bills	2-0
Cincinnati Bengals	1-0
Cleveland Browns	0-3
Dallas Cowboys	1-0
Denver Broncos	0-1
Detroit Lions	16-9
Green Bay Packers	9-11
Houston Oilers	1-1
Miami Dolphins	1-0
Minnesota Vikings	7-10
New England	1-0
New Orleans Saints	3-3
New York Giants	0-3-1
New York Jets	1-1
Philadelphia Eagles	3-1
Pittsburgh Steelers	1-1-1
St. Louis Rams	2-2
Los Angeles Rams	15-6-1
Cleveland Rams	3-1
San Diego Chargers	1-0
San Francisco 49ers	5-9
Seattle Seahawks	1-0
Tampa Bay Buccaneers	6-2
Washington Redskins	3-3

ON THE ROAD: (five games min.)

at Baltimore	1-4
at Detroit	8-5
at Green Bay	3-7
at Minnesota	4-6
at LA Rams	7-3
at San Francisco	3-6

History

300-Yard Passing Games

12/11/49	Lujack, vs. Chi.....	W	39-24-468
11/18/62	Wade, at Dal.....	W	46-28-466
11/14/43	Luckman, at NYG.....	W	32-21-433
11/14/99	Miller, vs. Min.....	L+	48-34-422
9/27/98	Kramer, vs. Min.....	L	39-25-372
10/17/54	Blanda, vs. SF.....	L	47-21-359
11/4/01	Matthews, vs. Cle.....	W+	50-30-357
11/21/99	Miller, at SD.....	W+	38-25-357
10/14/62	Wade, vs. SF.....	L	34-18-356
12/17/61	Wade, vs. Min.....	W	34-23-355
11/16/97	Kramer, vs. NYJ.....	L	60-32-354
10/22/95	Kramer, vs. Hou.....	W	41-24-349
12/12/65	Bukich, vs. SF.....	W	32-16-347
10/27/97	Kramer, at Mia.....	W+	50-32-343
10/19/47	Luckman, vs. Det.....	W	26-18-342
9/20/64	Wade, at Min.....	W	31-23-341
10/24/54	Blanda, at Rams.....	L	46-28-338
12/13/70	Concannon, vs. GB.....	W	34-21-338
11/19/67	Concannon, vs. StL.....	W	24-11-336
10/16/83	Evans, at Det.....	L	45-28-336
10/25/53	Blanda, at Rams.....	L	47-23-334
10/9/60	Brown, vs. Rams.....	W	21-13-333

10/29/50	Lujack, at NY Yankees.....	L	39-20-331
10/8/61	Wade, at Det.....	W	25-13-330
11/25/62	Wade, at Balt.....	W	32-23-328
10/11/59	Brown, vs. Rams.....	L	29-14-323
11/19/61	Wade, at SF.....	L	34-18-323
10/25/64	Wade, at Wash.....	L	57-33-321
10/23/49	Lujack, at NYG.....	L	52-29-319
11/12/95	Kramer, at GB.....	L	38-23-318
10/21/62	Wade, vs. Balt.....	W	26-13-318
9/24/95	Kramer, at StLRam.....	L	38-27-317
12/7/80	Evans, vs. GB.....	W	22-18-316
10/12/47	Luckman, vs. Phil.....	W	25-14-314
11/16/87	McMahon, at Den.....	L	34-21-311
10/23/94	Kramer, at Det.....	L	48-29-309
10/4/81	Evans, at Min.....	L	43-26-307
12/13/53	Blanda, vs. Chi.....	L	37-20-306
10/18/92	Harbaugh, vs. TB.....	W	26-13-304
12/6/98	Stenstrom, at Min.....	L	42-25-303
9/23/91	Harbaugh, vs. NYJ.....	W+	42-28-303
9/24/89	Tomczak, at Det.....	W	25-15-302
12/6/69	Carter, at SF.....	L	49-31-301
12/19/99	McNown, vs. Det.....	W	36-27-301

+ Overtime game

44 300-yard passing games

Five games have gone into OT.
None occurred in the playoffs.

9 games have been at Soldier Field:

Evans, 12/7/80 vs. GB (W)
Harbaugh, 9/23/91 vs. NYJ (W)
Harbaugh, 10/18/92 vs. TB (W)
Kramer, 10/22/95 vs. Hou (W)
Kramer, 11/16/97 vs. NYJ (L)
Kramer, 9/27/98 vs. Min (L)
Miller, 11/14/99 vs. Min (L)
McNown, 12/19/99 vs. Det (W)
Matthews, 11/4/01 vs. Cle (W)

TOTAL: 23-21 (.523)

At home: 15-7 (.682)
On the road: 8-14 (.364)

BY DECADE:

1940-49	4-1 (.800)
1950-59	0-6 (.000)
1960-69	9-4 (.692)
1970-79	1-0 (.000)
1980-89	2-3 (.400)
1990-99	6-7 (.462)
2000-	1-0 (.000)

BY MONTH:

September	3-2 (.600)
October	8-11 (.421)
November	6-5 (.545)
December	6-3 (.667)

BY QUARTERBACK:

Blanda, George	0-4
Brown, Ed	1-1
Bukich, Rudy	1-0
Carter, Virgil	0-1
Concannon, Jack	2-0
Evans, Vince	1-2
Harbaugh, Jim	2-0
Kramer, Erik	2-5
Luckman, Sid	3-0
Lujack, Johnny	1-2
Matthews, Shane	1-0
McMahon, Jim	0-1
McNown, Cade	1-0
Miller, Jim	1-1
Stenstrom, Steve	0-1
Tomczak, Mike	1-0
Wade, Bill	6-3

BY TEAM:

Arizona Cardinals	0-0
St. Louis Cardinals	1-0
Chicago Cardinals	1-1
Baltimore Colts	2-0
Cleveland Browns	1-0
Dallas Cowboys	1-0
Denver Broncos	0-1
Detroit Lions	4-2
Green Bay Packers	2-1
Houston Oilers	1-0
Miami Dolphins	1-0
Minnesota Vikings	2-4
New York Giants	1-1
New York Jets	1-1
New York Yankees	0-1
Philadelphia Eagles	1-0
San Diego Chargers	1-0
San Francisco 49ers	1-4
St. Louis Rams	0-1
Los Angeles Rams	1-3
Tampa Bay Buccaneers	1-0
Washington Redskins	0-1

Bears Hall of Famers

Since the Hall of Fame opened in Canton, Ohio on September 7, 1963, 216 NFL players and coaches have been inducted. On August 3, 2002, Bears DE Dan Hampton became the 25th Chicago Bear enshrined in the Hall-of-Fame. The 26 honored Monsters of the Midway are the most of any team followed by Green Bay with 19.

DOUG ATKINS**Defensive End****#81****Inducted: 1982****BEARS: 12 seasons (1955-66)****NFL: 17 seasons**

Three-time all-NFL (1960, 61, 62)...Eight-time Pro Bowler (1958-64; 66)...Named Outstanding Lineman in 1959 Pro Bowl...Cleveland's first-round pick in 1953 who came to Chicago in a 1955 trade with Browns...Joined Saints for final three seasons via 1967 trade...Conference track champion in the high-jump and scholarship basketball player at Tennessee.

GEORGE BLANDA**Quarterback-Kicker****#16, 22****Inducted: 1981****BEARS: 10 seasons (1949-58)****NFL: 26 seasons**

NFL all-time leader in seasons (26), games (340), points (2,002), PAT attempts (959), PATs (943), FG attempts (638), and interceptions (277)...Bears career record holder in consecutive games with a score (83), and consecutive extra points (156); fourth in club history with 541 points...Retired in 1959, but returned in 1960 to play seven seasons with Houston (1960-66) and nine with Oakland (1967-75)...Led Oilers to two AFL titles and was 1961 Player of the Year...Set NFL record with 68 pass attempts vs. Buf. (11/1/64)...Voted Male Athlete of the Year by AP in 1970...Finished 340-game career with 2,002 points, 4,007 attempts for 26,920 passing yards and 236 TDs...Retired one month shy of 49th birthday...Played college ball at Kentucky.

DICK BUTKUS**Middle Linebacker****#51****Inducted: 1979****BEARS: 9 seasons (1965-73)****NFL: 9 seasons**

Third pick of 1965 draft...Beat out incumbent middle linebacker Bill George...Denied Rookie of the Year honors when edged by teammate and fellow Hall of Fame enshrinee Gale Sayers...Voted to first Pro Bowl after his second year, and returned every season...Seven-time all-NFL...Bears all-time leader with 25 fumble recoveries (third in NFL history) and second with 47 turnovers (fumbles + interceptions)...Born and raised in Chicago; attended college at Illinois.

GEORGE CONNOR**Tackle-Linebacker****#71, 81****Inducted: 1975****BEARS: 8 seasons (1948-55)****NFL: 8 seasons**

First of the big, mobile outside linebackers...All-NFL five times — including 1951 and '52 on both offense and defense...Voted to first four Pro Bowls (1951-54)...Dramatic display in 1952 Pro Bowl when, late in the game with opposition deep in territory, he made a tackle-for-loss on first down, solo stop on second down, sacked QB on third down, and batted down fourth down pass in the endzone...Injuries forced retirement after 1955 season...All-America one year at Holy Cross and two seasons at Notre Dame.

MIKE DITKA**Tight End-Coach****#89****Inducted: 1988****BEARS: Player (1961-66), Coach (1982-92)****NFL: 17 seasons**

First tight end inducted to the Hall...Credited for changing the tight end from a "third tackle" to a receiving position...NFL Rookie of the Year in '61 with 56 receptions (still a Bears rookie record)...Voted to Pro Bowl following five seasons...His 427 career catches were most in NFL history by a tight end until Kellen Winslow broke the mark in 1980...Holds four Bears records including consecutive games with a reception (49)...Assistant coach for Dallas before being named Bears head coach on January 20, 1982...Guided team to 112 wins, six NFC Central titles, three NFC Championship games, and the Bears only Super Bowl victory...Bears first-round pick (fifth overall) in 1961 from Pittsburgh.

History

Bears Hall of Famers

JOHN "PADDY" DRISCOLL Running Back-Coach

#1, 20

Inducted: 1965

BEARS: 5 seasons (1920; 26-29)

NFL: 10 seasons

The NFL's first "franchise" player...Triple threat athlete who excelled at running, punting, and drop-kicking for field goals...Played with Chicago Cardinals (1920-25)...Scored 27 points in 1923 game vs. Rochester (four TDs, three PATs)...His 50-yard field goal in 1925 was NFL record for several years...Born in Evanston, IL, and attended Northwestern.

JIM FINKS

General Manager

Inducted: 1995

BEARS: 9 seasons (1974-82)

NFL: 34 seasons

One of the architects of the great Bears teams of the '80's. He joined the team just two days before the start of the 1974 season and spent the season evaluating the team's talent, including players, coaches and front office personnel. He served as Executive Vice President and General Manager with the Bears after breaking into the League as both cornerback and quarterback for the Steelers from 1949-55. After spending his first three seasons in the NFL in the defensive backfield, he switched back to quarterback in 1952 and was selected to play in the Pro Bowl in 1953. He also spent 10 seasons as GM at Minnesota (1964-73) and eight at New Orleans (1986-93).

DANNY FORTMANN

Guard

#21

Inducted: 1965

BEARS: 8 seasons (1936-43)

NFL: 8 seasons

Ninth-round pick in NFL's first draft (1936)...As a rookie in 1936, at age 20, he was the league's youngest starter...Signal caller for linemen on offense and deadly tackler on defense...All-NFL from 1938-43...The Bears finished first five times, second twice, and third once during his eight years...Pursued medical studies at University of Chicago while playing with Bears...Played at Colgate.

BILL GEORGE

Linebacker

#61, 72

Inducted: 1974

BEARS: 14 seasons (1952-65)

NFL: 15 seasons

Joined Bears in 1952 as "middle guard", but became league's first middle linebacker when he dropped off the line in 1954...All-NFL eight times in nine years...Voted to Pro Bowl eight straight seasons (1955-62)...Defensive signal caller final 10 seasons in Chicago...18 career interceptions...His 14 seasons tie for the most by a Bear player...Finished with Rams (1966)...Attended Wake Forest.

HAROLD "RED" GRANGE

Running Back-Defensive Back

#77

Inducted: 1963

BEARS: 7 seasons (1925; 29-34)

NFL: 9 seasons

Joined Bears on Thanksgiving, 1925—just 10 days following final college game...Attracted crowds of 70,000 at the Polo Grounds and 75,000 in LA Coliseum during 1925 "tour"—16 games in two months to showcase the Galloping Ghost...Left Bears for NY Yankees of AFL in 1926 which joined NFL the following season...Suffered knee injury vs. Bears in 1927, and missed entire '28 season...Rejoined Chicago in 1929, but was "ordinary" ball carrier...Developed into a good defensive back...All-NFL in 1931...Made TD-saving tackle in final seconds of 1933 Championship Game 23-21 win over NY Giants...Played college ball at Illinois.

GEORGE HALAS

End-Coach-Owner

#7

Inducted: 1963

BEARS: 64 seasons (1920-83)

NFL: 64 seasons

(See bio on page 204.)

DAN HAMPTON

Defensive End

#99

Inducted: 2002

BEARS: 12 seasons (1979-90)

NFL: 12 seasons

(See inside front cover)

ED HEALEY

Tackle

#16

Inducted: 1964

BEARS: 6 seasons (1922-27)

NFL: 8 seasons

Acquired by Halas from Rock Island Independents (1920-22) in exchange for gate receipts (\$100) from late-season game in 1922...Ran more than 30 yards in 1924 to tackle his own teammate who was running the wrong way with an interception...Caught running back George Wilson from behind after hurdling several teammates in 1926 game vs. LA All-Stars...Termed "the most versatile tackle of all-time" by Halas...First president of Bear alumni association (1937)...Graduated from Dartmouth.

Bears Hall of Famers

BILL HEWITT

End

#56

Inducted: 1971

BEARS: 5 seasons (1932-36)

NFL: 9 seasons

Last helmetless player...Four-time all-NFL (1933, 34, 36, 37) and first to do so with two teams...Designed play to win 1933 NFL Championship: jump pass from fullback to Hewitt who caught and lateraled to another end...Played for Eagles (1937-39), missed 1940-42 seasons before returning with Philadelphia-Pittsburgh (1943)...Career: 101 catches for 1,606 yards and 25 TDs...Average player in high school and at Michigan.

STAN JONES

Tackle-Guard

#78

Inducted: 1991

BEARS: 12 seasons (1954-65)

NFL: 13 seasons

Selected by Chicago in fifth-round of 1953 draft...Started at tackle; switched to guard in 1954 and became eight-time Pro Bowler (1956-62)...Played offense and defense in 1962 but played solely defense in 1963—when the Bears won the NFL Championship...One of the first pro football players to concentrate on weightlifting...Missed just two games in his first 11 seasons...Traded to Redskins (1966) as a favor from Halas so he could finish his career near his Rockville, Maryland home...College Lineman of the Year for 1953 National Champion Maryland Terrapins.

SID LUCKMAN

Quarterback

#42

Inducted: 1965

BEARS: 12 seasons (1939-50)

NFL: 12 seasons

Obtained as second pick of 1939 draft...Bears all-time leader in yards (14,686), TDs (137), interceptions (132); second in attempts (1,744) and completions (904)...Club season record holder in QB rating (107.8 in 1943) and interceptions (31 in 1947)...Led Bears T-formation attack which won four NFL Titles including 73-0 blitzing of Washington in 1940 Championship...Five-time all-NFL and 1943 league MVP...Passed for record-tying seven TDs in 1943 game vs. Giants...Came out of Columbia University.

ROY "LINK" LYMAN

Tackle

#2, 11, 12, 14, 77

Inducted: 1964

BEARS: 7 seasons (1926-34)

NFL: 11 seasons

Pioneered stunting, slanting, and shifting style defense...Began pro career with Canton (1922-23), winning two championships; moved to Cleveland where he again won a championship...Joined Frankford (1925) before finishing with Bears...Left Bears for 1929 season to play semi-pro ball and in 1932 to settle business problems...In his final two seasons Chicago won the NFL Championship (1933) and division (1934)...No high school ball (school had seven boys), but played at Nebraska.

GEORGE McAFEE

Running Back-Defensive Back

#5, 33

Inducted: 1966

BEARS: 8 seasons (1940-41; 45-50)

NFL: 8 seasons

Eagles first-round choice in 1940 (second overall)...Immediately traded to Bears for four players...Career average 12.78 yards on 112 punt returns is still NFL record...Returned a kickoff 93 yards for TD in first pro game...Went into the Navy for WWII; returned in 1945...25 career interceptions...All-America at Duke.

GEORGE MUSSO

Tackle-Guard-Defensive Tackle

#16

Inducted: 1982

BEARS: 12 seasons (1933-44)

NFL: 12 seasons

Signed by Halas for just \$90/game plus \$5 in expenses...Elected team captain in fourth season and kept the title remainder of career...First player to win all-NFL at two positions: tackle in 1935 and guard in 1937...College ball at Millikin.

BRONKO NAGURSKI

Fullback-Tackle

#3, 16

Inducted: 1963

BEARS: 9 seasons (1930-37; 43)

NFL: 9 seasons

Powerful, punishing runner who was also a threat to pass...Retired after eight seasons (1937) for a more profitable wrestling career...Returned in 1943 when Bears were short of players (due to WWII)...Played mostly at tackle, but scored TD to put Bears ahead to stay in 1943 Championship game...Ninth in Bears career rushing...High school teams were winless...All-American at Minnesota.

History

Bears Hall of Famers

WALTER PAYTON

Running Back

#34

Inducted: 1993

BEARS: 13 seasons (1975-87)

NFL: 13 seasons

(Payton's stats on page 205.)

GALE SAYERS

Running Back

#40

Inducted: 1977

BEARS: 7 seasons (1965-71)

NFL: 7 seasons

Fourth pick of 1965 draft...Career: 991-4,956-39 rushing; 112-1,307-9 receiving; 91-2,781-6 kickoff returns; 28-391-2 punt returns...Had 77-yard PR, 93-yard KOR and 25-yard TD pass in first pre-season game...Amassed 2,272 net yards and a rookie-record 22 TDs including record-tying six TDs vs. SF in inaugural season...Picked Rookie of the Year over Butkus...Voted to five Pro Bowls (1966-70) and was Offensive MVP of three...Suffered right knee injury in 1968, but bounced back for second 1,000-yard season...Left knee injury in 1970 ended career...Led NFL in rushing in '66 and '69...20 100-yard rushing games...Fourth on Bears all-time rushing list...Averaged 5.0 yards per carry in career...Set 23 club records and seven NFL marks...Youngest player ever elected to the Hall (34 years old) and his effective playing time is also the shortest of any Hall of Famer...Star back at Kansas.

MIKE SINGLETARY

Linebacker

#50

Inducted: 1998

BEARS: 12 seasons (1981-92)

NFL: 12 seasons

Second round pick in 1981 draft (38th overall) after two-time consensus all-American career at Baylor...All-rookie honors from Pro Football Writers Assoc., UPI, Pro Football Weekly, and Football Digest...Selected to 10 straight Pro Bowls (1983-92), most ever by a Bear...Most starts by a defensive player in Bears history (172, second to Payton's 184 for most by any player)...Named to NFL Team of the Eighties by NFL Hall of Fame Board of Selectors...AP Defensive Player of the Year in 1985 and '88...1990 NFL Man of the Year for playing excellence and off-the-field community contributions...Defensive captain from 1983-1992...Finished as the team's first or second leading tackler in final 11 seasons...Missed just two games in 12 seasons (both in '86)...Finished career with 1,488 tackles, 19 sacks, seven interceptions...Wife, Kim, presented Mike at his induction.

JOE STYDAHAR

Tackle

#13, 18

Inducted: 1967

BEARS: 9 seasons (1936-42; 45-46)

NFL: 9 seasons

First player ever drafted by Bears...All-NFL left tackle (1937-40)...Left for WWII (1943-44), but returned to lead Chicago to 1946 Championship...Star player at West Virginia.

GEORGE TRAFTON

Center

#13

Inducted: 1964

BEARS: 13 seasons (1920-32)

NFL: 13 seasons

All-NFL center (unofficially) in eight of 13 seasons...Strong, tough, mean player—put four Rock Island players out of action in first 12 plays of a 1920 game...Notre Dame career was cut short when Knute Rockne caught him playing semi-pro ball.

CLYDE "BULLDOG" TURNER

Center - Linebacker

#66

Inducted: 1966

BEARS: 13 seasons (1940-52)

NFL: 13 seasons

First-round draft pick in 1940...Flawless snapper and excellent blocker who was all-NFL six times...Could also play guard or tackle...Led league in 1942 with eight interceptions at linebacker...Played running back in emergency situations, scored 48-yard TD in 1944...Had 96-yard interception return for TD in 1947...Played college ball for Hardin-Simmons.

In addition to the 26 Bears Hall of Famers, five other inductees spent part of their careers with Chicago:

Player	Position	With Bears	Other teams
Jim Conzelman	Quarterback	1920	Rock Island Independents, Milwaukee Badgers, Detroit Panthers, Providence Steam Rollers
Guy Chamberlin	End	1920-21	Canton Bulldogs, Cleveland Bulldogs, Frankford Yellow Jackets, Chi. Cardinals
Walt Kiesling	Guard	1934	Duluth Eskimos, Pottsville Maroons, Chi. Cards, Green Bay Packers, Pittsburgh Pirates
Bobby Layne	Quarterback	1948	NY Bulldogs, Detroit Lions, Pittsburgh Steelers
Alan Page	Defensive Tackle	1978-81	Minnesota Vikings

All-Time First Round Picks

Yr	No.	Name (pos)	College	Yr	No.	Name (pos)	College
2002	29	Marc Colombo (OT)	Boston College	1965a	3	Dick Butkus (LB)	Illinois
2001	8	David Terrell (WR)	Michigan			(from Pit. for '64 second and fourth rd. picks)	
2000	9	Brian Urlacher (LB)	New Mexico	1965b	4th	Gale Sayers (RB)	Kansas
1999	12	Cade McNow (QB)	UCLA	1965c	6th	Steve DeLong (DE)	Tennessee
1998	5	Curtis Enis (RB)	Penn State			(from Wash. for Coia and Williams)	
1997	11	(To Sea for QB Rick Mirer and 4th rd. pick)		1964	14	Dick Evey (DT)	Tennessee
1996	13	Walt Harris (CB)	Miss. St.	1963a	10	(To LA Rams for RB Joe Marconi)	
1995	21	Rashaan Salaam (RB)	Colorado	1963b	11	Dave Behrman (C)	Michigan State
1995	11	John Thierry (DE)	Alcorn St.			(from Pit. for QB Ed Brown)	
1993	7	Curtis Conway (WR)	USC	1962	7	Ronnie Bull (RB)	Baylor
1992	22	Alonzo Spellman (DE)	Ohio State	1961	5	Mike Ditka (TE)	Pittsburgh
1991	22	Stan Thomas (T)	Texas	1960	7	Roger Davis (G)	Syracuse
1990	6	Mark Carrier (S)	USC	1959	7	Don Clark (HB)	Ohio State
1989a	11	Donnell Woolford (CB)	Clemson	1958	7	Chuck Howley (LB/G)	West Virginia
		(from LA Raiders for WR Willie Gault)		1957	13	Earl Leggett (DT)	LSU
1989b	12	Trace Armstrong (DE)	Florida	1956	10	Menan "Tex" Schriever (E)	Texas
		(from Wash. for LB Wilber Marshall)		1955	11	Ron Drzewiecki (HB)	Marquette
1989c	25	(To Miami for 2nd and 3rd rd. picks)		1954	6	Stan Wallace (HB)	Illinois
1988a	23	Brad Muster (FB)	Stanford	1953	6	Billy Anderson (HB)	Compton JC
1988b	27	Wendell Davis (WR)	LSU	1952	8	Jim Dooley (FL/HB)	Miami (FL)
		(from Wash. for LB Wilber Marshall)		1951a	2	Bob Williams (QB)	Notre Dame
1987	26	Jim Harbaugh (QB)	Michigan			(from New York Yanks)	
1986	27	Neal Anderson (RB)	Florida	1951b	10	Billy Stone (HB)	Bradley
1985	22	William Perry (DT)	Clemson			(from disbanded Colts)	
1984	11	Wilber Marshall (LB)	Florida	1951c	16	Gene Schroeder (E)	Virginia
1983a	6	Jim Covert (T)	Pittsburgh	1950	2	Chuck Hunsinger (HB)	Florida
1983b	18	Willie Gault (WR)	Tennessee		10	Harper Davis (HB)	Mississippi St.
		(from Tampa Bay for 1982 2nd rd. pick)				(from dispersal draft)	
1982	5	Jim McMahon (QB)	BYU	1949	10	Dick Harris (C)	Texas
1981	11	Keith Van Horne (T)	USC	1948a	7	Bobby Layne (QB)	Texas
1980	19	Otis Wilson (LB)	Louisville			(from Det. through Pit. for HB Ray Evans)	
1979a	4	Dan Hampton (DT)	Arkansas	1948b	13	Max Baumgardner (E)	Texas
		(from Tampa Bay for DT Wally Chambers)		1947a	1	Bob Fenimore (HB)	Oklahoma A&M
1979b	9	Al Harris (DE)	Arizona State			(Bonus Choice)	
1978	20	(To Cleveland for QB Mike Phipps)		1947b	11	Don Kindt (HB)	Wisconsin
1977	15	Ted Albrecht (T)	California	1946	4	Johnny Lujack (QB)	Notre Dame
1976	8	Dennis Lick (T)	Wisconsin	1945	7	Don Lund (HB)	Michigan
		(from Det. for 1st- and 3rd picks)		1944	8	Ray Evans (HB)	Kansas
1975	4	Walter Payton (RB)	Jackson State	1943	9	Bob Steuber (HB)	Missouri
1974a	4	Waymond Bryant (LB)	Tennessee St.	1942	10	Frankie Albert (QB)	Stanford
1974b	20	Dave Gallagher (DE)	Michigan	1941a	1	Tom Harmon (HB)	Michigan
		(from LA Rams for WR Dick Gordon)				(from Phil. for C John Schiechl)	
1973	8	Wally Chambers (DT)	E. Kentucky	1941b	3	Norm Standlee (FB)	Stanford
1972a	3	Lionel Antoine (T)	S. Illinois			(from Pit. for QB Billy Patterson)	
		(from Giants for Hyland and McRae)		1941c	9	Don Scott (HB)	Ohio State
1972b	12t	Craig Clemons (S)	Iowa	1940	7	Clyde "Bulldog" Turner (C/LB)	Hardin-Sim's
1971	11	Joe Moore (RB)	Missouri	1939a	2	Sid Luckman (QB)	Columbia
1970	2	(To GB for Caffey, Pitts, and Hyland)		1939b	6	Bill Osmanski (FB)	Holy Cross
1969	14	Rufus Mayes (T)	Ohio State			(from Pit. for E Eggs Manske)	
1968	17	Mike Hull (RB)	USC	1938	10	Joe Gray (HB)	Oregon State
1967	10	Loyd Phillips (DE)	Arkansas	1937	8	Les McDonald (E)	Nebraska
1966	12	George Rice (DT)	LSU	1936	6	Joe Stydahar (T)	West Virginia

FIRST STARTS

During the 2001 season, seven Bears players started their first NFL game, five of whom were on the current roster heading into training camp 2002. The list includes two rookies and five veteran players. The rookies are (and number of starts in 2001): WR **David Terrell** (4) and RB **Anthony Thomas** (9). The veterans include: WR **D'Wayne Bates** (1), S **Mike Green** (2), DT **Robert Newkirk** (1), OG **Rex Tucker** (16) and WR **Dez White** (6).

History

All-Time Bears Drafts

1936 (Feb 8)

1. Stydahar, Joe, T. West Virginia
2. Michaels, Eddie, G. Villanova
3. Roscoe, George, B. Minnesota
4. Allman, Bob, E. Michigan St.
5. Oech, Vern, T. Minnesota
6. Christofferson, Ted, B. Washington St.
7. Smith, Dick, T. Minnesota
8. Sylvester, John, E. Rice
9. Fortmann, Dan, G. Colgate

1937 (Dec 12, 1936)

1. McDonald, Les, E. Nebraska
2. Stewart, Marv, C. LSU
3. Plasman, Dick, E. Vanderbilt
4. Hammond, Henry, E. S.Western (KS)
5. Conkright, Bill "Red," C. Oklahoma
6. Bjork, Del, T. Oregon
7. Friedman, J.W. "Buck," B. Rice
8. Toth, Steve, B. Northwestern
9. Guepe, Al, B. Marquette
10. Wade, Ed "Red," T. Utah St.

1938 (Dec 12, 1937)

1. Gray, Joe, B. Oregon St.
2. Famiglietti, Gary, B. Boston U.
3. Zarnas, Gust, G. Ohio St.
4. Masterson, Bob, E. Miami (FL)
5. Ramsey, Frank, G. Oregon St.
6. Sims, Fletcher, B. Georgia Tech
7. Schwarz, Alex, T. San Francisco
8. Weger, John, T. Butler
9. Mickovsky, Ray, B. Case W Reserve
10. Dreher, Fred, E. Denver

1939 (Dec 8, 1938)

- 1a. Luckman, Sid, QB, Columbia (from Pitt)
- 1b. Osmanski, Bill, B. Holy Cross
2. Wysocki, John, E. Villanova
3. Delaney, Joe, T. Holy Cross
4. Choice to Brooklyn
5. Heileman, Charlie, E. Iowa St.
6. Dannies, Bob, C. Pittsburgh
7. Bray, Ray, G. Western Michigan
8. Wood, Walt, B. Tennessee
9. Braga, Al, B. San Francisco
10. Roise, Hal, B. Idaho
11. Bock, Ed, G. Iowa St.
12. Stoffa, Anton, B. Luther
13. Voigts, Bob, T. Northwestern
14. Armstrong, Ken, T. Tarkio
15. Masters, Raphael, E. Newberry
16. Sherman, Solly, B. Chicago
17. Simonich, Ed, B. Notre Dame
18. Vogeler, George, C. Oklahoma St.
19. Forte, Aldo, T. Montana
20. Kircher, Everett, B. Iowa St.

1940 (Dec 9, 1939)

1. Turner, Clyde "Bulldog," C/LB, Hardin-Simmons
2. Kavanaugh, Ken, E. LSU
3. Kolman, Ed, T. Temple
4. Woudenberg, John, T. Denver
5. Akin, Leonard, G. Baylor
6. Fordham, Jim, B. Georgia
7. Pool, Hampton, G. Stanford
8. Pace, Tom, B. Utah
9. Artoe, Lee, T. California
10. McCubbin, Bill, E. Kentucky

11. Clark, Harry, B. West Virginia
12. Crisci, Frank, T. Case W Reserve
13. Barnes, Sherm, E. Baylor
14. Christianson, Al, B. Knox
15. White, Wilbur, T. Bradley
16. Schlosser, Ralph, C. Gonzaga
17. Popov, John, E. Cincinnati
18. Bussey, Young, B. LSU
19. McLaran, Ray, B. St. Anselm
20. Kichefski, Walt, E. Miami (FL)

1941 (Dec 19, 1940)

1. Harmon, Tom, B. Michigan
2. Standlee, Norm, B. Stanford
3. Scott, Don, B. Ohio St.
4. Gallarneau, Hugh, B. Stanford
5. O'Rourke, Charley, B. Boston College
6. O'Boyle, Tommy, G. Tulane
7. Federovich, John "Ace," T. Davis & Elkins
8. Hartman, Fred, T. Rice
9. Rankin, Dave, E. Purdue
10. Mafuza, Al, C. Georgetown
11. Laher, Hal, G. Oklahoma
12. LaLanne, Jim, B. N Carolina
13. Hardin, Jim, E. Kentucky
14. Morrow, Bob, E. Illinois Wesleyan
15. Johnson, Jim, B. Santa Clara
16. Martin, Johnny, B. Oklahoma
17. Mulkey, Jack, E. Fresno St.
18. Osterman, Bob, C. Notre Dame
19. Glenn, Bill, B. Eastern Illinois
20. Hahnenstein, Ollie, B. Northwestern

1942 (Dec 22, 1941)

1. Albert, Frankie, B. Stanford
2. Boratyn, Joe, B. Holy Cross
3. Ruby, Martin, T. Texas A&M
4. Burrus, H.C., E. Hardin-Simmons
5. Jeffries, Bob, G. Missouri
6. MAZNICKI, Frank, B. Boston College
7. Petty, John, B. Purdue
8. Mullins, Noah "Moon," B. Kentucky
9. Geyer, Bill, B. Colgate
10. Daniell, Jim, T. Ohio St.
11. Hunt, Jack, B. Marshall
12. Gude, Henry, C. Vanderbilt
13. Krutulis, Joe, E. Miami (FL)
14. Abel, George, G. Nebraska
15. Edmiston, Don, T. Tennessee
16. Rast, Holt, E. Alabama
17. Jones, Edgar, B. Pittsburgh
18. Tessoroff, Bill, T. Gonzaga
19. Kissell, Adolph, B. Boston College
20. Clarkson, Stu, C. Texas A & I

1943 (Apr 8)

1. Steuber, Bob, HB, Missouri
2. Evans, Fred "Dippy," HB, Notre Dame
3. Stramm, Ed, T. Stanford
4. Palmer, Derrell, T. TCU
5. Vucinich, Milt, C. Stanford
6. Beals, Allyn, E. Santa Clara
7. Jurkovich, Jim, HB, California
8. Lamb, W.G. "Dub," E. Oklahoma
9. Hammett, Ray "Duke," QB, Stanford
10. Zikmund, Al, HB, Nebraska
11. Wood, Clark, T. Kentucky
12. Arms, Loyd, T. Oklahoma St.
13. Sturdy, Lyle, FB, Wichita St.
14. Tomlinson, Buddy, T. Hardin-Simmons
15. Preston, Pat, T. Wake Forest

16. Norberg, Hank, E. Stanford
17. Lyons, Pat, E. Wisconsin
18. Butler, Marion, HB, Clemson
19. Santucci, Al, C. Santa Clara
20. Johnson, Orville, G. SMU
21. Boudreau, Wally, HB, Boston College
22. Baumann, Bob, T. Wisconsin
23. Holtzner, Elwood, C. Shurtleff
24. Keller, Ben, G. Duquesne
25. Block, Charley, E. Shurtleff
26. Brannon, Ted, T. Rice
27. Wayne, Lou, E. Texas
28. Creevy, Dick, HB, Notre Dame
29. Buffington, Bill, HB, Purdue
30. Peterson, Woody, FB, Utah

1944 (Apr 19)

1. Evans, Ray, B. Kansas
2. Smeja, Rudy, E. Michigan
3. Croft, Abe, E. SMU
4. Stanley, C.B., T. Tulsa
5. Seeley, Darwin, C. Stanford
6. Fawcett, Randall, B. Stanford
7. Morton, Jack, E. Missouri
8. Starford, Bill, C. Wake Forest
9. Houston, Lin, G. Ohio St.
10. Moore, J.P., B. Vanderbilt
11. Duffey, Bill, E. Georgetown
12. Hartley, Joe, T. LSU
13. Milner, Bill, G. Duke
14. Hirsch, Ed, B. Northwestern
15. Ryckley, Ed, E/G, Georgia Tech
16. Plasmann, Howdy, B. Miami (FL)
17. French, Barry, T. Purdue
18. Taylor, Paul, B. USC
19. Margarita, Hank, B. Brown
20. Davis, Ed, B. Oklahoma
21. Jamison, Dick, T. USC
22. Borka, Jack, B. Kansas St.
23. Rusksky, Roy, E. St. Mary's (CA)
24. Franck, Harry, B. Northwestern
25. McKewan, Jack, T. Alabama
26. Mitchell, Charley, B. Tulsa
27. Boyle, Pat, G. Wisconsin
28. Pepper, Bernie, T. Missouri
29. Vogt, Karl, T. Villanova
30. Endres, Bob, G. Colgate

1945 (Apr 6)

1. Lund, Don, B. Michigan
2. Allen, Charley, B. SMU
3. Masterson, Forest, C. Iowa
4. Shaw, Wayne, B. SMU
5. Burgeis, Glen, T. Tulsa
6. O'Brien, Pat, T. Purdue
7. Mayther, Bill, C. Oregon
8. Poe, Bill, B. Clemson
9. Avery, Chuck, B. Minnesota
10. Boyd, Jack, B. UCLA
11. Ellsworth, Ralph, B. Texas
12. Mattioli, Frank, G. Pittsburgh
13. Gibson, Merle, E. TCU
14. Creevey, John, B. Notre Dame
15. Sacrinty, Nick, B. Wake Forest
16. Keane, Jim, C. Iowa
17. Niedziela, Bruno, T. Iowa
18. Williams, Broughton, E. Florida
19. Stickel, Walt, T. Pennsylvania
20. Livingston, Bob, B. Notre Dame
21. Vargon, Mike, E. Kansas St.
22. Wright, Charley, G. Iowa St.
23. Green, Jack, G. Alabama
24. Gambino, Lu, B. Indiana
25. Jones, Ray, B. Texas

All-Time Bears Drafts

26. Hary, Bob, B, Minnesota
 27. Forkovich, Nick, B, William & Mary
 28. Robinson, Don, B, Michigan
 29. Johnston, Wayne, B, Marquette
 30. Groves, George, C, Marquette

1946 (Jan 14)

1. Lujack, Johnny, QB, Notre Dame
 2. Rykovich, Julie, B, Illinois
 3. Broyles, Frank, QB, Georgia Tech
 4. Knotts, Ernie, G, Duke
 5. Schneider, Don, B, Pennsylvania
 6. Scruggs, Ted, E, Rice
 7. Beard, Wendell, T, California
 8. Ziegler, John, B, Colorado
 9. Dropo, Walt, E, Connecticut
 10. Harris, Bill, C, Auburn
 11. Allen, Eddie, B, Pennsylvania
 12. Bauman, Frank, E, Illinois
 13. Nostrum, Reed, T, Utah
 14. Chatterton, Dick, B, BYU
 15. Timko, Johnny, C, Temple
 16. Hazelwood, Ted, T, North Carolina
 17. Johnson, Dick, C, Baylor
 18. Boettcher, Art, B, Shurtleff
 19. Gallagher, Tom, B, Illinois
 20. Adams, Johnny, B, Denver
 21. Wisdeth, Dean, T, Bemidji St.
 22. Kochins, George, T, Bucknell
 23. Hoisch, Al, B, Stanford
 24. Grigich, Visco, E, Santa Clara
 25. Richards, Allen, B, Cincinnati
 26. Tunstill, Jess, B, Kentucky
 27. Smock, Ken, B, Purdue
 28. Weldon, Howard, G, N Carolina
 29. Cook, Johnny, B, Georgia
 30. Franck, Harry, B, Northwestern

1947 (Dec 16, 1946)

- 1a. Fenimore, Bob, HB, Oklahoma St.
 (Bonus choice)
 1b. Kindt, Don, HB, Wisconsin
 2. Minini, Frank, FB, San Jose St.
 3a. Canady, Jim, HB, Texas
 3b. Merman, Lloyd, B, Stanford (from Chi Cards)
 4a. Wetz, Harlan, T, Texas
 4b. Stephens, Roger, B, Cincinnati (from Phil)
 5. Moseley, Reid, E, Georgia
 6. Smith, H.A., E, Mississippi
 7. Eddleman, Dwight, HB, Illinois
 8. Tucker, Arnold, QB, Army
 9. Hatch, Larry, HB, Washington
 10. Adamle, Tony, C, Ohio St.
 11. Fritz, Emil, G, Maryland
 12. Turner, Jim, T, California
 13. Goodall, Wayne, E, Oklahoma City
 14. Gagne, Verne, E, Minnesota
 15. Dreyer, Wally, HB, Wisconsin
 16. Pupa, Walt, FB, North Carolina
 17. McLellan, John, T, Montana St.
 18. Cromer, Bill, FB, Texas
 19. Reader, Russ, HB, Michigan St.
 20. Batchelor, Jim, B, East Texas St.
 21. Lawler, Allen, HB, Texas
 22. Berlin, Gordon, C, Washington
 23. Cunningham, John, E, California
 24. Morris, Max, B, Northwestern
 25. Morris, Bill, E, Oklahoma
 26. Baumgardner, Joe, Bill, HB, Texas
 27. McCarthy, Jerry, E, Pennsylvania
 28. Pierce, Jack, HB, Illinois
 29. Ehlers, Ed, HB, Purdue

1948 (Dec 19, 1947)

- 1a. Layne, Bobby, QB, Texas (from Pittsburgh)
 1b. Bumgardner, Max, E, Texas
 2. Garrett, Dub, T, Mississippi St.
 3. Ramsey, Knox, G, William & Mary
 4. Brugge, Bob, B, Ohio St.
 5. Choice to Detroit
 6. McWilliams, Tom, B, Army, Mississippi St.
 7. Mills, Malachi, T, Virginia Military
 8. Flanagan, Dick, E, Ohio St.
 9. McDowell, Jim, G, William & Mary
 10. Sheehan, Mel, E, Missouri
 11. Scott, Dick, C, Navy
 12. Cline, Ollie, B, Ohio St.
 13. Goode, Rob, B, Texas A&M
 14. Grimenstein, Clyde, E, Purdue
 15. Fallon, John, G, Notre Dame
 16. Brown, Ray, B, Virginia
 17. Hileman, Bob, C, California
 18. Gay, Thurman, T, Oklahoma St.
 19. Blount, Ralph, E, Texas
 20. Boone, JR, B, Tulsa
 21. Duncan, Jim, E, Wake Forest
 22. Gatewood, Jimmy, B, Georgia
 23. Brumm, George, C, Pacific
 24. Dietzel, Paul, C, Miami (OH)
 25. Clasby, Ed, B, Boston College
 26. Hardison, Fred, E, Duke
 27. Van Deren, Frank, E, California
 28. Pietkiewicz, Al, E, San Francisco
 29. Cox, Norm, B, TCU
 30. Smith, Truett, B, Mississippi St.

1949 (Dec 21, 1948)

1. Harris, Dick, C, Texas
 2. Grimes, Billy, B, Oklahoma St.
 3. O'Quinn, Johnny, E, Wake Forest
 4. Bendrick, Ben, B, Wisconsin
 5. Hoffman, John, B, Arkansas
 6. Krall, Jerry, B, Ohio St.
 7. Jones, Wally, E, Kentucky
 8a. Weatherly, Gerry, C, Rice (from Det)
 8b. Wightkin, Bill, E, Notre Dame
 9. Tokarczyk, Dolph, G, Pennsylvania
 10. Malley, Lee, B, Carson-Newman
 11. Tibbler, Jerry, B, Mississippi
 12. Blanda, George, QB, Kentucky
 13. Taliaferro, George, B, Indiana
 14. Keily, Ernie, G, Texas-El Paso
 15. Favery, Hal, G, Wisconsin
 16. Wahl, Al, T, Michigan
 17. Corbisiero, John, B, Middlebury
 18. Moran, Jim, B, John Carroll
 19. Mitten, Bob, G, North Carolina
 20. Heck, Bob, B, Pacific
 21. Duncan, Jim, E, Duke
 22. Bertuzzi, Dick, B, Kansas
 23. Kane, Harry, C, Pacific
 24. Smith, Bernie, T, Texas-El Paso
 25. Marczyk, Stan, T, North Carolina

1950 (Jan 21-22)

- 1a. Hunsinger, Chuck, B, Florida (from NY Bulldogs)
 1b. Morrison, Fred, B, Ohio St.
 2. Dottley, John "Kay", B, Mississippi
 3. Romanick, Steve, B, Villanova
 4a. Novak, Tom, C, Nebraska (from Pit)
 4b. Papaleo, Don, G, Boston College
 5. Zaleski, Ernie, B, Notre Dame

- 6a. Penikese, Gaspar, B, Western (from NYG)
 6b. Hansen, Wayne, C, Texas-El Paso
 7. Prather, Rollin, E, Kansas St.
 8. Nevills, Sam, T, Oregon
 9a. Reid, Floyd, B, Georgia (from NY Bulldogs)
 9b. Braznell, Dick, B, Missouri
 10. Wahl, Al, T, Michigan
 11. Helwig, John, G, Notre Dame
 12. Roof, Kenny, B, Oklahoma St.
 13. Dempsey, Frank, T, Florida
 14. Hover, Al, G, LSU
 15. Glisson, Jimmy, B, Tulane
 16. Bradley, Ed, E, Wake Forest
 17. Janaszek, Ray, B, Dayton
 18. Andrews, Rupert, B, Stanford
 19. Bye, Billy, B, Minnesota
 20. Crawford, Jim, G, Mississippi
 21. Angle, Bob, B, Iowa St.
 22. Byler, Jim, G, North Carolina St.
 23. Bingham, Bill, T, Harding
 24. Polenske, Walt, B, Pacific
 25. Samuels, Perry, B, Texas
 26. Sella, George, B, Princeton
 27. Davis, Wilton, B, Hardin-Simmons
 28. Kenary, Jim, B, Harvard
 29. Nadherny, Fred, B, Yale
 30. Markert, Allen, T, Minnesota

1951 (Jan 18-19)

- 1a. Williams, Bob, QB, Notre Dame (from Bal)
 1b. Stone, Billy, B, Bradley* (from NYU)
 1c. Schroeder, Gene, E, Virginia
 2. George, Bill, T, Wake Forest
 3. White, Wilford "Whizzer", B, Arizona St.
 4a. Moser, Bob, C, Pacific
 4b. Jolley, Tom, E, Miami (FL) (from NYG)
 5. Rowland, Brad, B, McMurry
 6. Falkenberg, Herb, B, Trinity (TX)
 7. Lea, Paul, T, Tulane
 8. Mayes, Clair, G, Oklahoma
 9. Gregus, Bill, B, Wake Forest
 10. Sherrill, J.W., B, Tennessee
 11. Hardiman, Tom, B, Georgetown
 12. Hairston, Lawrence, T, Nevada-Reno
 13. Wright, Charley, B, West Texas St.
 14. Woods, Bailey, B, Abilene Christian (TX)
 15. Hall, Sid, C, Pacific
 16. Volm, Frank, E, Marquette
 17. Dufek, Don, B, Michigan
 18. Brown, Chuck, G, Illinois
 19. Lisak, Ed, B, Oklahoma
 20. Smith, Larry, C, South Carolina
 21. Higgins, Larry, B, Fordham
 22. Hanson, Bob, G, Montana
 23. Hlavac, Rene, T, Nebraska-Omaha
 24. Dokas, Pete, E, Mansfield
 25. Miller, Johnny, B, Northwestern
 26. Rogers, Buddy, B, Arkansas
 27. Taylor, Jerry, C, Wyoming
 28. Campbell, Leon, B, Arkansas*
 29. Justice, John, G, Santa Clara
 30. Butler, Charley, E, George Washington

* Selected from disbanded Baltimore franchise

History

All-Time Bears Drafts

1952 (Jan 17)

1. Dooley, Jim, B. Miami (FL)
2. Macon, Eddie, B. Pacific
3. McCall, Bill, E. Stanford
4. Clark, Herman, T. Oregon St.
- 5a. Hoffman, Jack, E. Xavier (OH) (from Pit)
- 5b. Williams, Fred, T. Arkansas
6. Brown, Ed, QB, San Francisco
7. Fortunato, Joe, B. Mississippi St.
- 8a. Bishop, Bill, T. N. Texas St. (from Pit)
- 8b. Jurney, Billy, E. Arkansas
9. Cross, Bobby, T. Stephen F. Austin
10. Choice to Green Bay
11. Miller, Bill, B. Wake Forest
12. Kozar, Andy, B. Tennessee
13. Athan, Rich, B. Northwestern
14. Galloway, Gale, C. Baylor
15. Kazmaier, Dick, B. Princeton
16. Spears, Bob, FB, Yale
17. Carroll, John, T. Houston
18. O'Connell, Tommy, QB, Illinois
19. Reidenbach, Ken, T. Drake
20. Lesane, Jimmy, B. Virginia
21. Daffer, Ted, G. Tennessee
22. Gregory, Dick, B. Minnesota
23. Nestor, Paul, T/E, Maryland
24. Munding, Dick, T. Minnesota
25. Stoddard, Bob, T. Utah St.
26. McElroy, Bucky, FB, S. Mississippi
27. Reid, Bob, B. Baylor
28. Scioscia, Kamey, FB, Maryland
29. Riggs, Teddy, B. Rice
30. Shemonski, Bob, HB, Maryland

1953 (Jan 22)

1. Anderson, Billy, B. Compton J.C.
2. Bratkowski, Zeke, QB, Georgia
3. Rowekamp, Bill, B. Army, Missouri
4. Koch, Joe, B. Wake Forest
5. Jones, Stan, T. Maryland
- 6a. DeCarlo, Art, B. Georgia
- 6b. Gilbert, Kline, T. Mississippi (from SF)
- 7a. McElroy, Bucky, B. S. Mississippi (from Wash)
- 7b. Bingham, Don, B. Sul Ross
8. Kreamcheck, John, T. William & Mary
9. Ashley, Bruno, T. East Texas St.
10. Moore, Jimmy, B. Florida A&M
- 11a. Slowey, Jim, C. Georgetown
- 11b. Charnery, Ralph, B. Kentucky (from Pit)
12. Lawrence, Jim, T. Duke
13. Strickland, Larry, C. N. Texas St.
14. Carl, Harland, B. Wisconsin
15. Jecha, Ralph, G. Northwestern
16. Hatley, John, T. Sul Ross
17. Beal, Bob, E. California
18. Shirley, Jim, B. Clemson
19. Byrus, Bill, T. Iowa St.
20. Mahin, Tom, T. Purdue
21. Martin, Wayne, E. TCU
22. Wood, Wayne, T. Memphis St.
23. Mask, Jim, E. Mississippi
24. Hatcher, Paul, C. Arkansas City J.C.
25. Pickard, Clyde, G. Wake Forest
26. Evans, Bob, T. Pennsylvania
27. Wahl, Marvin, B. Arizona St.
28. Caldwell, Jim, T. Tennessee St.

29. Lewis, Jack, E. Wake Forest
30. Brehany, Bill, QB, Virginia Military

1954 (Jan 28)

1. Wallace, Stan, HB, Illinois
2. Casares, Rick, FB, Florida
3. Meadows, Ed, T. Duke
4. Paterra, Fran, B. Notre Dame
5. Griffin, Bob, G. Furman
6. Hudson, John, G. Rice
7. Cecere, Ralph, B. Villanova
8. Garlington, Tom, T. Arkansas
9. Giel, Paul, B. Minnesota
10. Andrews, D.C., E. Hardin-Simmons
11. Wallin, Ron, B. Minnesota
12. Faragalli, Joe, G. Villanova
13. Seasholtz, Julius, G. Texas
14. Miller, Ken, FB, Illinois
15. Hill, Harlon, E. N. Alabama
16. Lindley, Earl, B. Utah St.
17. Woodard, Lou, C. Sam Houston St.
18. Moore, McNeil, B. Sam Houston St.
19. Lum, Jim, T. Louisiana Tech
20. Ladd, Jim, E. Bowling Green
21. Cleere, Sonny, T. Abilene Christian
22. Sumner, Charlie, B. William & Mary
23. Lee, Herman, T. Florida A&M
24. Jarrett, Bill, B. West Virginia
25. Feamster, Tom, E. Florida St.
26. Petroka, Lou, B. Boston U.
27. Oniskey, Dick, C. Tenn.-Chattanooga
28. Underwood, P.W., G. Mississippi St.
29. Beale, Alvin, QB, Trinity (TX)
30. Haluska, Jim, B. Wisconsin

1955 (Jan 27-28)

1. Drzewiecki, Rich, HB, Marquette
2. Watkins, Bobby, HB, Ohio St.
3. Choice to Cleveland
4. O'Malley, Joe, E. Georgia
5. Kendall, Leland, T. Oklahoma St.
- 6a. Shannon, Dan, E. Notre Dame (from Wash)
- 6b. Mosely, Henry, HB, Morris Brown
7. Sturgess, Bruce, HB, William & Mary
8. Verkerk, Gene, T. N. Texas St.
9. Lavery, Jim, HB, Scranton
10. Allen, John, E. Arizona St.
11. Redfield, Tom, E. Delaware
12. Bratt, Clarence, HB, Wisconsin
13. Cash, Norm, HB, Sul Ross
14. Nickla, Ed, G. Tennessee
15. Smith, J.D., FB, N. Carolina A&T
16. Choice to Chicago Cardinals
17. Harrison, Mel, G. Sam Houston St.
18. Roach, Claude, G. TCU
19. Jones, Allen, B. Baylor
20. James, Joe, T. Howard Payne
21. Hall, Choyce, C. MWestern St. (TX)
22. Allison, Carl, B. Oklahoma
23. Barger, Jerry, B. Duke
24. Young, Joe, E. Marquette
25. Dees, Charley, T. Tyler J.C.
26. Jeter, Perry, HB, Cal Poly-SLO
27. Kinley, Joel, G. Tennessee
28. Wright, Charley, E. Prairie View A&M
29. Klein, Dick, T. Iowa
30. Fouts, Jerry, HB, MWestern St. (TX)

1956 (Nov 29, 1955 & Jan 12, 1956)

1. Schriewer, Menan, E. Texas
2. Brackett, M.L., T. Auburn
3. Choice to Cleveland
4. Melikas, John, T. Arizona
5. Gaimore, Willie, B. Florida A&M
6. Choice to Cleveland
7. Caroline, J.C., B. Illinois
8. Klawitter, Dick, C. South Dakota St.
9. Vargo, Ken, C. Ohio St.
10. Lucas, Dick, E. Boston College
11. Jankans, John, E. Arizona St.
12. Cruze, Buddy, E. Tennessee
13. Grogg, Dick, G. Minnesota
14. Graham, Milt, E. Colgate
15. Fitzgerald, Dick, FB, Notre Dame
16. Brown, Ray, B. Florida
17. Adams, Tom, E. UCLA
18. Payton, Earl, B. Prairie View A&M
19. Smith, John, B. UCLA
20. Maxime, Charley, G. Auburn
21. Waddell, Jimmy, B. Compton J.C.
22. Billings, Joe, T. Memphis St.
23. Holt, Lou, E. Howard Payne
24. Castelo, Jess, B. McNeese St.
25. Hentschel, Jerry, T. Sam Houston St.
26. Orr, Don, B. Vanderbilt
27. Buchanan, Waylon, E. E. Texas St.
28. Alexander, Bob, B. Trinity (CT)
29. Kriemeyer, Billy, B. Vanderbilt
30. Buckler, Jim, G. Alabama

1957 (Nov 27, 1956 & Jan 31, 1957)

1. Leggett, Earl, T. LSU
2. Swink, Jim, B. TCU
3. Knox, Ronnie, QB, UCLA
4. Johnson, Jack, B. Miami (FL)
5. Zucco, Vic, B. Michigan St.
6. Dickinson, Bo, B. S. Mississippi
7. DeLuca, Gerry, T. Mid Tennessee St.
- 8a. Ward, Al, B. Yale (from Pit)
- 8b. Kilcullen, Bob, T. Texas Tech
9. Brown, Bill, G. Syracuse
10. Murphy, Bill, E/B. Fresno St.
11. Hampton, Roger, B. McNeese St.
12. Sorenson, Larry, T. Utah St.
13. Williams, Don, B. Texas Tech
14. Schmidt, Bob, B. Memphis St.
15. Hokek, Tony, E. West Virginia
16. Heuring, Ed, E. Maryland
17. Heine, Don, E. Murray St.
18. Wharton, Al, G. Maryland
19. Hemmes, Lee, B. Marquette
20. Frazier, Al, B. Florida A&M
21. Jones, Jerry, E. LSU
22. Dalzell, Tom, T. Virginia Tech
23. Perroya, Don, T. SE Louisiana
24. Lutterback, Ken, B. Evansville
25. Ryan, Joe, C. Villanova
26. Harris, Gehrig, B. Grambling
27. Brown, Nick, G. Fresno St.
28. Emerson, Tom, G. Oklahoma
29. Caraway, Donnie, B. Houston
30. Wesley, Sam, B. Oregon St.

1958 (Dec 2, 1957 & Jan 28, 1958)

1. Howley, Chuck, G. West Virginia
2. Deweese, Ed, E. SMU
- 3a. Cooke, Will, E. Maryland
- 3b. Healy, Don, T. Maryland (from Clwy)
4. Barnes, Erich, B. Purdue
5. Jewett, Bob, E. Michigan St.

All-Time Bears Drafts

6. Douglas, Merrill, B, Utah
7. Bentley, Gene, B, Texas Tech
8. Rutsch, Ed, T, George Washington
9. Anderson, Ralph, E, Cal St-LA
10. Lewis, Aubrey, B, Notre Dame
11. Cinieli, Rocco, T, Wisconsin
12. Morris, Johnny, HB, Cal-Santa Barbara
13. Choice to New York Giants
14. Melnik, Bill, T, Army
15. Harryman, Jim, B, Compton J.C.
16. Plegler, Ken, T, Capital
17. Eaton, Dick, C, Richmond
18. Dupler, Phil, B, Duke
- 19a. Roehnell, Bill, G, Bradley (from GB)
- 19b. Chancey, Bill, E, West Virginia
20. Rutledge, Les, T, Michigan St.
21. Miller, Bill, T, NM Highlands
22. Carter, Al, B, Tennessee
23. Daw, Ken, B, Sam Houston St.
24. Moon, Russ, T, Virginia Tech
25. Barron, Bob, C, St. Norbert
26. Lyles, Bob, B, Memphis St.
27. Napolski, Ben, E, Northwestern
28. Main, Wilbur, B, Maryland
29. Hakes, Glen, G, New Mexico
30. Halum, Bobby, QB, Mid Tenn. St.

1959 (Dec 2, 1958)

1. Clark, Don, B, Ohio St.
2. Pettibon, Richie, QB, Tulane
3. Johnson, Pete, B, Virginia Military
4. Choice to LA Rams
5. Adams, John, B, Cal St-Los Angeles
6. Cole, Fred, G, Maryland
7. Tucker, Jim, E, Tenn-Chattanooga (from Phil)
- 8a. Clark, Dick, B, Baylor
- 8b. Smith, Willie, T, Michigan (from NYG)
9. Youmans, Maury, T, Syracuse
10. Coronado, Bobby, E, Pacific
11. Gray, Ed, T, N Texas St.
12. Rowland, Justin, E, TCU
13. Jones, Gene, B, Rice
14. Robb, Joe, T, TCU
15. LeClerc, Roger, C, Trinity (CT)
16. Redding, Don, T, North Carolina
17. Neal, Willie, B, Jackson St.
18. Asbury, Ken, B, Missouri Valley
19. Plain, Chris, T, Stanford
20. Carcatera, Tony, E, Elon
21. Stone, Donnie, B, Arkansas
22. Rubal, Lennie, B, William & Mary
23. Haller, Bob, T, NW Missouri St.
24. Spain, Bob, T, Baylor
25. Huhn, Tom, C, St. Joseph's (IN)
26. Kunde, Bob, T, Capital
27. Aveni, John, E, Indiana
28. Williams, Bob, E, Notre Dame
29. Southern, Eddie, E, Texas
30. Jackson, Cliff, B, North Carolina Central

1960 (Nov 30, 1959)

1. Davis, Roger, G, Syracuse
2. Choice to Washington
3. Meredith, Don, QB, SMU
4. Martin, Billy, B, Minnesota
5. Norman, Dick, QB, Stanford
6. Kovac, Ed, B, Cincinnati
7. Bivins, Charles, B, Morris Brown
8. Manning, Pete, E, Wake Forest
9. Kirk, Ken, C, Mississippi

10. Choice to Pittsburgh
- 11a. Fanning, Stan, T, Idaho (from Phil)
- 11b. Shaw, Glenn, HB, Kentucky
12. Budrewicz, Tom, T, Brown
13. Spada, Bob, E, Duke
14. Sorey, Jim, T, Texas Southern
15. Lashua, Warren, B, Whitworth
16. Fanning, John "Bo," E, Prairie View A&M
17. Hanna, Jim, E, USC
18. King, Claude, B, Houston
19. Roberts, Lloyd, T, Georgia
20. Coia, Angelo, B, USC

1961 (Dec 27-28, 1960)

1. Ditka, Mike, E, Pittsburgh
2. Brown, Bill, B, Illinois
3. Gibson, Claude "Hoot," B, N Carolina St.
4. Ladd, Ernie, T, Grambling
5. Lincoln, Keith, B, Washington St.
6. Fleming, George, B, Washington
7. Pyle, Mike, C, Yale
8. Ryan, Ed, B, Michigan St.
9. Bethune, Bob, B, Mississippi St.
10. Harness, Jason, E, Michigan St.
11. Fewell, Sam, T, South Carolina
12. Dyer, Howard, QB, Virginia Military
13. McLeod, Bob, E, Abilene Christian (TX)
14. Tyrer, Jim, T, Ohio St.
15. Linning, Chuck, T, Miami (FL)
16. Frazier, Wayne, C, Auburn
17. Barfield, Rossie, E, North Carolina Central
18. Finn, John, T, Louisville
19. Charles, Ben, QB, South Carolina
20. Mason, Gordon, B, Tennessee Tech

1962 (Dec 4, 1961)

1. Bull, Ronnie, B, Baylor
- 2a. Brock, Clyde, T, Utah St. (from Pit)
- 2b. McRae, Bennie, B, Michigan
- 3a. Bates, Jim, E, USC (from Dal)
- 3b. Hull, Bill, E, Wake Forest
4. Cadle, Jim, T, San Jose St.
- 5a. Burton, Mac, E, San Jose St. (from Wash)
- 5b. Tunniff, Bill, FB, Michigan
6. Choice to Philadelphia
7. O'Bradovich, Ed, E, Illinois
- 8a. Reynolds, Ed, T, Tulane
- 8b. Onesti, Larry, C, Northwestern (from NYG)
9. Winston, Kelton, HB, Wiley
10. Weaver, LeRoy, B, Adams St.
11. Robinson, Jerry, HB, Grambling
12. Watts, Bill, T, Miami (FL)
13. Perkowski, Joe, B, Notre Dame
14. Von Sonn, Andy, C, UCLA
15. Martin, Kent, T, Wake Forest
16. Nelson, John, C, Xavier (OH)
17. Glass, Glenn, HB, Tennessee
18. Neck, Tommy, B, LSU
19. Kellum, Bill, T, Tulane
20. Roberts, Jack, T, Ohio St.

1963 (Dec 3, 1962)

- 1a. Choice to Los Angeles Rams
- 1b. Behrman, Dave, C, Michigan St. (from Pit)
- 2a. Barnett, Steve, T, Oregon (from Dal)
- 2b. Jencks, Bob, E, Miami (OH)
3. Glueck, Larry, DB, Villanova
- 4a. Sanders, Stan, E, Whittier (from SF)

- 4b. Mitchell, Charley, HB, Washington (from Pit)
- 4c. Choice to Baltimore
5. Choice to San Francisco
- 6a. Johnson, John, T, Indiana (from Pit)
- 6b. Mathieson, Dave, QB, Wash. St.
7. Underhill, Paul, B, Missouri
8. Harmon, Dennis, DB, So. Illinois
- 9a. Day, Monte, T, Fresno St. (from Dal)
- 9b. Watson, Dave, LB, Georgia Tech
10. Hoerster, Ed, LB, Notre Dame
11. Tullis, James, DB, Florida A&M
12. Drummond, Dick, B, Geo. Washington
13. Szumczyk, John, FB, Trinity (CT)
14. Banks, Gordon, B, Fisk
15. Dentel, Bob, C/LB, Miami (FL)
16. Caylor, Lowell, DB, Miami (OH)
17. Sisk, John, B, Miami (FL)
18. Slabaugh, Jeff, E, Indiana
19. Yaksick, Bob, DB, Rutgers
20. Gregory, John, E, Baldwin-Wallace

1964 (Dec 2, 1963)

1. Evay, Dick, T, Tennessee
- 2a. Choice to Pittsburgh
- 2b. Martin, Billy, E, Georgia Tech (from LA Rams)
- 2c. Crain, Pat, HB, Clemson (from Pit)
3. Blanks, Sid, HB, Texas A & I
- 4a. Budka, Frank, HB, Notre Dame
- 4b. Reilly, Mike, LB, Iowa (from Min)
5. Connors, Dan, T, Miami (FL)
6. Jones, Jimmy, E, Wisconsin
7. Logan, Chuck, E, Northwestern
8. Rakestraw, Larry, QB, Georgia
9. Wilkinson, Jay, HB, Duke
10. Brown, Mike, B, Delaware
11. Leeuwenberg, Dick, T, Stanford
12. Horton, Bob, FB, Boston U.
13. Webb, Cloyd, E, Iowa
14. Francisco, Kent, T, UCLA
15. Burman, George, T, Northwestern
16. Butler, Roderick, HB, E. Illinois
17. Kasapis, Constantinos, T, Iowa
18. Batts, Bob, HB, Texas Southern
19. Whitehead, Jim, T, Georgia
20. Niglio, Dick, FB, Yale

1965 (Nov 28, 1964)

- 1a. Butkus, Dick, LB, Illinois (from Pit)
- 1b. Sayers, Gale, HB, Kansas
- 1c. DeLong, Steve, T, Tennessee (from Wash)
2. Choice to Cleveland
3. Choice to Cleveland
4. Nance, Jim, FB, Syracuse
5. Choice to LA Rams
6. Carey, Tony, HB, Notre Dame
- 7a. Gordon, Dick, HB, Michigan St.
- 7b. Sutton, Mickey, B, Auburn (from Wash)
8. Schweda, Brian, T, Kansas
9. Ambrusko, Ken, B, Maryland
10. Murphy, Dennis, T, Florida
11. Cornish, Frank, T, Grambling
12. Cox, Steve, T, South Carolina
13. Daniels, Dave, T, Florida A&M
14. Pivec, Dave, E, Notre Dame
15. Robinson, Art, B, Cal St-LA
16. Pitts, Frank, E, Southern
17. LaFramboise, Tom, QB, Louisville
18. Schwager, Mike, T, Maryland
19. Bobich, Lou, K, Michigan St.
20. Kurek, Ralph, FB, Wisconsin

History

All-Time Bears Drafts

1966 (Nov 27, 1965)

1. Rice, George, T, LSU
2. Brown, Charlie, DB, Syracuse
3. Pickens, Bob, T, Nebraska
- 4a. Jackson, Randy, T, Florida (from Pitt)
- 4b. Buffone, Doug, LB, Louisville
5. Choice to Minnesota
- 6a. Brewster, Dennis, T, BYU (from Wash)
- 6b. McRae, Franklin, DT, Tennessee St.
7. Myer, Ron, QB, South Dakota St.
8. McFall, Doug, DB, Georgia
9. Greenlee, Fritz, E, Arizona
10. Burnett, Bobby, HB, Arkansas
11. Owens, Terry, E, Jacksonville St.
12. Page, Wayne, DE, Clemson
13. Becker, Wayne, T, Montana
14. Buckner, Mike, DB, Northwestern
15. Kolman, Jim, G, Oregon
16. Senkbeil, Lynn, LB, Nebraska
17. Gentry, Curtis, DB, Maryland-E Shore
18. Kines, Charley, T, Michigan
19. Haberer, Roger, HB, Eastern Illinois
20. Sellers, Goldie, HB, Grambling

1967 (Mar 14)

1. Phillips, Loyd, DE, Arkansas
2. Jones, Bob, DB, San Diego St.
3. Lyle, Gary, HB, George Washington
- 4a. Dodd, Al, DB, Northwestern St. (LA)
- 4b. Greenlee, Tom, DB, Washington (from LA Rams)
5. Allford, Bruce, K, TCU
- 6a. Carter, Virgil, QB, BYU
- 6b. Kriewald, Doug, G, West Texas St.
7. Truitt, John, E, Indiana St.
- 8a. Murphy, Roger, E, Northwestern
- 8b. Griffin, Jerry, LB, SMU
9. Cass, Greg, G, Washington
10. Choice to Washington
11. Mayo, Earl, HB, Morgan St.
12. Green, Bruce, E, Midland Lutheran
13. Carstens, Kaye, DB, Nebraska
14. Nesbitt, Lynn, G, Wake Forest
15. Oakes, Terry, DE, Cal St.-San Francisco
16. Rogers, Bill, DB, Weber St.
17. Myers, Jack, LB, Western St. (CO)

1968 (Jan 30-31)

1. Hull, Mike, RB, USC
2. Wallace, Bob, E, Texas-EI Paso
- 3a. Hazen, Major, DB, Florida A&M (from A&M)
- 3b. Choice to Dallas
- 4a. Mass, Wayne, T, Clemson
- 4b. Bush, Alan, G, Mississippi (from LA Rams)
5. Turner, Cecil, FL, Cal Poly-SLO
6. Schmieding, Jim, C, Weber St.
7. Holman, Willie, DE, So. Carolina St.
8. Bell, Wayne, RB, Lenoir-Rhyne
9. Moore, Sam, T, Miss. Valley St.
10. Davis, Fred, G, Doane
11. Coady, Rich, TE, Memphis St.
12. Valdez, Emilio, LB, New Mexico
13. Dearlon, Willie, FL, Prairie View A&M
14. Gargus, Harold, DT, New Mexico St.
15. Jaeger, Rich, C, Gustavus Adolphus
16. Murphy, Jim, K, Utah St.
17. Layton, Gene, DT, Colorado St.

1969 (Jan 28-29)

1. Mayes, Rufus, T, Ohio St.
2. Douglass, Bobby, QB, Kansas St.
3. Montgomery, Ross, RB, TCU
4. Redmond, Rudy, DB, Pacific
5. Winegardner, Jim, TE, Notre Dame
6. Nicholson, Bill, DE, Stanford
7. Copeland, Ron, FL, UCLA
8. Hubbell, Webb, G, Arkansas
9. Aluise, Joe, RB, Arizona
10. Pearson, Ron, TE/LB, Maryland
11. Campbell, Sam, DT, Iowa St.
12. Hale, Dave, DE, Ottawa
13. Quinn, Tom, DB, Notre Dame
14. Ehrig, Ronnie, DB, Texas
15. Coble, Bob, P, Kansas St.
16. Stydahr, Dave, G, Purdue
17. Long, Bob, SE, Texas A&M

1970 (Jan 27-28)

1. Choice to Green Bay
2. Choice to Dallas
3. Farmer, George, WR, UCLA
- 4a. Larson, Lynn, T, Kansas St.
- 4b. Brupbacher, Ross, LB, Texas A&M (from LA Rams)
5. Choice to New Orleans
- 6a. Cutbirth, Bobby, QB, Oklahoma St.
- 6b. Curchin, Jeff, T, Florida St. (from St. L.)
7. Choice to Philadelphia
8. Stephenson, Dana, DB, Nebraska
9. Cole, Linzy, WR, TCU
10. Holloway, Glen, G, N Texas St.
11. Rose, Ted, TE, N Michigan
12. Davis, Butch, DB, Missouri
13. Gunn, Jimmy, QB, USC
14. Morgan, Jim, WR, Henderson St.
15. Abairra, Phil, DB, Florida St.
16. Heltterbran, Bob, G, N Texas St.
17. Brunson, Joe, DT, Furman

1971 (Jan 28-29)

1. Moore, Joe, RB, Missouri
- 2a. Harrison, Jim, RB, Missouri (from NO)
- 2b. Ford, Charles, DB, Houston
- 3a. McGee, Tony, DE, Bishop
- 3b. Newton, Bob, T, Nebraska (from LA Rams)
4. Moore, Jerry, DB, Arkansas
5. Choice to San Francisco
6. Thomas, Earl, TE, Houston (from Buf)
- 7a. Lee, Buddy, QB, LSU
- 7b. Ferris, Dennis, RB, Pitt (from LA Rams)
8. Weiss, Karl, T, Vanderbilt
9. McClain, Lester, WR, Tennessee
10. Rowden, Larry, LB, Houston
11. Hardy, Cliff, DB, Michigan St.
12. Booras, Steve, DE, Mesa J.C.
13. Nicholas, Ed, T, N Carolina St.
14. Lewis, Willie, RB, Arizona
15. Maciejowski, Ron, QB, Ohio St.
16. Bailey, Sid, DE, Texas-Arlington
17. Garganes, Ray, LB, Millersville

1972 (Feb 1-2)

- 1a. Antonio, Lionel, T, So. Illinois (from NYG)
- 1b. Clemens, Craig, DB, Iowa
2. Choice to Philadelphia
3. Musso, Johnny, RB, Alabama
4. Choice to LA Rams
5. Parsons, Bob, TE, Penn St.

- 6a. Pifferini, Bob, LB, UCLA (from Cin)
- 6b. Choice to Green Bay
- 7a. Fassel, Jim, QB, Long Beach St.
- 7b. Osborne, Jim, DT, Southern (from Dal)
8. Wirtz, Ralph, WR, N Dakota St.
9. Horton, Larry, DE, Iowa
10. Turnbull, Jack, C, Oregon St.
11. Wimberly, Ed, DB, Jackson St.
12. Neill, Doug, RB, Texas A&M
13. Rood, Jay, T, S. Dakota-St. Field
14. Brown, Bob, WR, Rice
15. Lawson, Roger, RB, W Michigan
16. McKinney, Bill, LB, West Texas St.
17. Dickinson, LeVerne, DB, Southern

1973 (Jan 30-31)

1. Chambers, Wally, DE, Eastern Kentucky
- 2a. Huff, Gary, QB, Florida St.
- 2b. Hrivnak, Gary, DT, Purdue (from Dal)
3. Choice to Detroit
4. Choice to Baltimore
- 5a. Ellis, Allan, DB, UCLA (from Phil)
- 5b. Choice to San Francisco
6. Creaney, Mike, C, Notre Dame
7. Choice to LA Rams
8. Graham, Conrad, DB, Tennessee
9. Deutsch, Mike, RB, N Dakota
10. Barry, Bill, WR, Mississippi
11. Siegler, Ed, K, Clemson
12. Griffin, Mike, G, Arkansas
13. Cieszkowski, John, RB, Notre Dame
14. Juenger, Dave, WR, Ohio U.
15. Rives, Don, LB, Texas Tech
16. Hart, Bill, C, Michigan
17. Roach, Larry, DB, Oklahoma

1974 (Jan 29-30)

- 1a. Bryant, Waymond, LB, Tenn. St.
- 1b. Gallagher, Dave, DL, Michigan (from Wash)
2. Choice to New England
- 3a. Wheeler, Wayne, WR, Alabama (from SD)
- 3b. Horton, Greg, G/T, Colorado
- 3c. Taylor, Cliff, RB, Memphis St. (from NE)
4. Choice to Pittsburgh
5. Choice to Philadelphia
6. Choice to Green Bay
7. Ettinger, Jack, WR, Arkansas
- 8a. Chadwick, Alan, QB, East Tenn St.
- 8b. Grandberry, Ken, RB, Washington (from NE)
9. Choice to Miami
10. Choice to Cleveland
11. Hodgins, Norm, DB, LSU
12. Sevy, Jeff, DT, California
13. Barnes, Joe, QB, Texas Tech
14. Veltano, Paul, DT, Maryland
15. Alexander, Olivet, TE, Grambling
16. Geist, Randy, DB, Colorado
17. Holland, Craig, QB, Texas-Arlington

1975 (Jan 28-29)

1. Payton, Walter, RB, Jackson St.
2. Hartenstein, Mike, DE, Penn St.
3. Choice to Baltimore
4. Livers, Virgil, DB, W Kentucky
- 5a. Choice to Washington
- 5b. Sorey, Revie, G, Illinois (from NC)
- 6a. Avellini, Bob, QB, Maryland

All-Time Bears Drafts

- 6b. Hicks, Tom, LB, Illinois (from LA Rams)
- 7a. Choice to Baltimore
- 7b. Douthitt, Earl, DB, Iowa (from Wash)
- 8a. Choice to Baltimore through Denver
- 8b. Harris, Joe, LB, Georgia Tech (from NE)
- 9. Stillwell, Roger, DT, Stanford
- 10a. Choice to Miami
- 10b. Julius, Mike, G, St. Thomas (MN) (from LA Rams)
- 11. Dean, Mike, K, Texas
- 12. Plank, Doug, DB, Ohio St.
- 13. McDaniel, Charles, RB, La. Tech
- 14. Hartfield, Walter, RB, SW Texas St.
- 15. Marcantonio, Steve, WR, Miami (FL)
- 16. Beckman, Witt, WR, Miami (FL)
- 17. Harper, Roland, RB, Louisiana Tech

1976 (Apr 8-9)

- 1a. Lick, Dennis, T, Wisconsin (from GB)
- 1b. Choice to Detroit
- 2. Choice to Pittsburgh
- 3a. Baschnagel, Brian, WR, Ohio St. (from NE)
- 3b. Choice to Detroit
- 4a. Sciarra, John, DB, UCLA
- 4b. Rhodes, Wayne, DB, Alabama (from Det)
- 5. Choice to Baltimore
- 6a. Jiggetts, Dan, T, Harvard (from Clev)
- 6b. Choice forfeited
- 7. Muckenstrum, Jerry, LB, Ark. St.
- 8. Choice to Oakland
- 9. Choice to Philadelphia
- 10. Choice to Washington
- 11. Andersen, Norm, WR, UCLA
- 12. O'Leary, John, RB, Nebraska
- 13. Kasowski, Dale, RB, N Dakota
- 14. Cuie, Ron, RB, Oregon St.
- 15. Meyers, Jerry, DT, N Illinois
- 16. Parker, Ronald, TE, TCU
- 17. Malham, Mike, LB, Arkansas St.

1977 (May 3-4)

- 1. Albrecht, Ted, T, California
- 2. Spivey, Mike, DB, Colorado
- 3a. Earl, Robin, RB, Washington (from NYG)
- 3b. Choice to Miami
- 4. Choice to Pittsburgh
- 5. Choice to Oakland
- 6a. Evans, Vince, QB, USC (from TB)
- 6b. Choice to Philadelphia
- 7. Butler, Gerald, WR, Nicholls St.
- 8. Choice to New York Jets
- 9. Buonamici, Nick, DT, Ohio St.
- 10. Breckner, Dennis, DE, Miami (FL)
- 11. Zelencik, Connie, C, Purdue
- 12. Irvin, Terry, DB, Jackson St.

1978 (May 2-3)

- 1. Choice to LA Rams
- 2. Choice to San Francisco
- 3. Shearer, Brad, DT, Texas
- 4. Choice to Kansas City
- 5. Choice to Cincinnati
- 6a. Skibinski, John, RB, Purdue (from KC)
- 6b. Jeremiah, Mekeli, DE, BYU
- 7. Jones, Herman, WR, Ohio St.
- 8. Freitas, George, TE, California
- 9. Martin, Mike, LB, Kentucky
- 10. Zambiasi, Ben, LB, Georgia

- 11. Underwood, Walt, DE, USC
- 12. Sibley, Lew, LB, LSU

1979 (May 3-4)

- 1a. Hampton, Dan, DT, Arkansas (from TB)
- 1b. Harris, Al, DE, Arizona St.
- 2. Watts, Rickey, WR, Tulsa
- 3. McClendon, Willie, RB, Georgia
- 4. Choice to Cincinnati
- 5. Choice to Dallas
- 6. Sullivan, John, LB, Illinois
- 7. Kunz, Lee, LB, Nebraska
- 8. Moss, Rick, DB, Purdue
- 9. Heavens, Jerome, RB, Notre Dame
- 10. Restic, Joe, DB, Notre Dame
- 11. Wright, Bob, T, Cincinnati
- 12. Becker, Dave, DB, Iowa

1980 (Apr 29-30)

- 1. Wilson, Otis, LB, Louisville
- 2. Suhey, Matt, RB, Penn St.
- 3. Choice to Dallas
- 4. Thompson, Arland, G, Baylor
- 5. Tabor, Paul, C, Oklahoma
- 6. Guess, Mike, DB, Ohio St.
- 7. Tolbert, Emanuel, WR, SMU
- 8. Clark, Randy, G, N Illinois
- 9. Schenert, Turk, QB, Stanford
- 10. Stephens, Willie, DB, Texas Tech
- 11. Judge, Chris, DB, TCU
- 12. Fisher, Robert, TE, SMU

1981 (Apr 28-29)

- 1. Van Horne, Keith, T, USC
- 2a. Singletary, Mike, LB, Baylor (from SF)
- 2b. Choice to San Francisco
- 3. Margerum, Ken, WR, Stanford
- 4. Bell, Todd, DB, Ohio St.
- 5. Choice to San Francisco
- 6. Henderson, Reuben, DB, San Diego St.
- 7. Fisher, Jeff, DB, USC
- 8. Zetek, Scott, DT, Notre Dame
- 9. Ditta, Frank, G, Baylor
- 10. Clifford, Tim, QB, Indiana
- 11. Johnson, Lonnie, RB, Indiana
- 12. Shupryt, Bob, LB, New Mexico

1982 (Apr 27-28)

- 1. McMahon, Jim, QB, BYU
- 2. Choice to Tampa Bay
- 3. Wrightman, Tim, TE, UCLA
- 4. Gentry, Dennis, RB, Baylor
- 5a. Hartnett, Perry, G, SMU
- 5b. Tabor, Dennis, DB, Duke (from SD)
- 6. Becker, Kurt, G, Michigan
- 7. Waechter, Henry, DT, Nebraska
- 8. Doerger, Jerry, T, Wisconsin
- 9. Hatchett, Mike, DB, Texas
- 10. Turner, Joe, DB, USC
- 11. Boliava, Gary, LB, Wisconsin
- 12. Young, Ricky, LB, Oklahoma St.

1983 (Apr 26-27)

- 1a. Covert, Jim, T, Pittsburgh
- 1b. Gault, Willie, WR, Tennessee (from TB)
- 2. Richardson, Mike, DB, Arizona St.
- 3. Duerson, Dave, DB, Notre Dame
- 4a. Thayer, Tom, C, Notre Dame
- 4b. Dunsmore, Pat, TE, Drake (from SD)
- 5. Choice to New England
- 6. Choice to Cleveland

- 7. Choice to Cleveland
- 8a. Dent, Richard, DE, Tennessee St.
- 8b. Bortz, Mark, DT, Iowa (from SD)
- 9a. Fada, Rob, G, Pittsburgh
- 9b. Zavagnin, Mark, LB, Notre Dame (from Clev)
- 10. Hutchison, Anthony, RB, Texas Tech
- 11. Worthy, Gary, RB, Wilmington
- 12a. Williams, Oliver, WR, Illinois (from SF)
- 12b. Choice to San Diego

1984 (May 1-2)

- 1. Marshall, Wilber, LB, Florida
- 2. Rivera, Ron, LB, California
- 3. Humphries, Stefan, G, Michigan
- 4. Andrews, Tom, G, Louisville
- 5. Choice to Washington
- 6. Choice to Dallas
- 7. Robertson, Nakita, RB, Cent. Ark.
- 8. Anderson, Brad, WR, Arizona
- 9a. Choice to San Francisco
- 9b. Casale, Mark, QB, Montclair St. (from Clev)
- 10a. Vestman, Kurt, TE, Idaho
- 10b. Gayle, Shaun, DB, Ohio St. (from Clev)
- 11a. Choice to LA Rams
- 11b. Butkus, Mark, DT, Illinois (from Clev)
- 12a. Choice to Miami
- 12b. Jordan, Donald, RB, Houston (from Clev)

1985 (Apr 30 - May 1)

- 1. Perry, William, DT, Clemson
- 2. Phillips, Reggie, DB, SMU
- 3. Maness, James, WR, TCU
- 4. Butler, Kevin, K, Georgia
- 5. Choice to New York Jets
- 6. Choice to LA Rams
- 7. Bennett, Charles, DE, SW La.
- 8. Buxton, Steve, T, Indiana St.
- 9. Sanders, Thomas, RB, Texas A&M
- 10. Coryatt, Pat, DT, Baylor
- 11. Morrissey, Jim, LB, Michigan St.
- 12. Choice to San Diego

1986 (Apr 29-30)

- 1. Anderson, Neal, RB, Florida
- 2. Jackson, Vestee, DB, Washington
- 3. Williams, David, WR, Illinois
- 4. Blair, Paul, T, Oklahoma St.
- 5. Barnes, Lew, WR, Oregon
- 6. Powell, Jeff, RB, Tennessee
- 7. Jones, Bruce, DB, N Alabama
- 8. Douglass, Maurice, DB, Kentucky
- 9. Teltschik, John, P, Texas
- 10. Hundley, Barton, DB, Kansas St.
- 11. Kozlowski, Glen, WR, BYU
- 12. Choice to San Diego

1987 (Apr 28-29)

- 1. Harbaugh, Jim, QB, Michigan
- 2. Morris, Ron, WR, SMU
- 3. Choice to Cleveland through LA Rams for Doug Flutie
- 4a. Smith, Sean, DE, Grambling (from LA Rams)
- 4b. Choice to LA Raiders
- 5a. Bryan, Steve, DE, Oklahoma (from Hou)
- 5b. Johnson, Will, LB/DE, NE Louisiana

History

All-Time Bears Drafts

6a. Adickes, John, C, Baylor (From LARaiders)

6b. Choice to LA Rams

7. Harris, Archie, T, William & Mary

8. Miglazzo, Paul, LB, Oklahoma

9. Heilmuller, Lakei, FB, BYU

10. Chapura, Dick, DT, Missouri

11. Jessie, Tim, RB, Auburn

12. Jeffries, Eric, DB, Texas

1988 (Apr 24-25)

1a. Muster, Brad, FB, Stanford

1b. Davis, Wendell, WR, LSU (from Wash. for Wilber Marshall)

2. Jones, Dante, LB, Oklahoma

3. Jarvis, Ralph, DE, Temple

4. Thornton, Jim, TE, Cal. St.-Fullerton

5. Johnson, Troy, LB, Oklahoma

6. Stinson, Lemuel, CB, Texas Tech

7. Rennie, Caesar, T, Oklahoma

8a. Tate, David, S, Colorado (from NE for Doug Flutie)

8b. Reed, Harvey, RB, Howard Univ

9. Magee, Rogie, WR, LSU

10. Porter, Joel, T, Baylor

11. Forch, Steve, LB, Nebraska

12. Clark, Greg, LB, Arizona St.

1989 (Apr 23-24)

1a. WOOLFORD, Donnell, DB, Clemson (from LA Raid for Willie Gault)

1b. ARMSTRONG, Trace, DE, Florida (from Wash. for Wilber Marshall)

1c. (To Miami for Dolphins' 2nd and 3rd-round picks)

2a. ROPER, John, LB, Texas A&M (from Miami for Bears' first-round pick)

2b. ZAWATSON, Dave, T, California

3a. FONTENOT, Jerry, C, Texas A&M (from Miami for Bears' first-round pick)

3b. Choice to Philadelphia

4a. PAUL, Markus, S, Syracuse (from LA Raiders for fourth- and sixth-rounders)

4b. Choice to Washington through LA Raiders

5a. GREEN, Mark, RB, Notre Dame (from Philadelphia)

5b. GILBERT, Greg, LB, Alabama

6. Choice to LA Raid with Bears' fourth for Raiders' fourth.

7a. BROTHERS, Richard, S, Arkansas (from Philadelphia)

7b. SNYDER, Brent, QB, Utah St.

8a. WOODS, Tony, DT, Oklahoma (from Philadelphia)

8b. DYKO, Chris, T, Washington St

9a. HARPER, LaSalle, LB, Arkansas (from Philadelphia)

9b. SANDERS, Byron, RB, Northwestern

10a. MILLIKAN, Todd, TE, Nebraska (from Philadelphia)

10b. SIMPSON, John, WR, Baylor

11a. NELMS, Joe, DT, California (from Philadelphia)

11b. STREETER, George, S, Notre Dame

12a. WEYGAND, Freddy, WR, Auburn (from Philadelphia)

12b. PHILLIPS, Anthony, G, Oklahoma

1990 (Apr 22-23)

1. CARRIER, Mark, S, USC

2a. WASHINGTON, Fred, DT, TCU

2b. COX, Ron, LB, Fresno St (from SD in McMahon trade)

3a. RYAN, Tim, DT, USC

3b. WILLIS, Peter Tom, QB, Florida St (from Raiders in Willie Gault trade)

4. MOSS, Tony, WR, LSU

5. CHAFFEY, Fat, FB, Oregon St

6. MANGUM, John, DB, Alabama

7a. Choice to LA Raiders

7b. ANDERSON, Bill, C, Iowa (from Raiders for Bears' seventh-round pick)

8. ROUSE, James, RB, Arkansas

9. BAILEY, Johnny, RB, Texas A & I

10. PRICE, Terry, DT, Texas A & M

11a. WHITE, Brent, DE, Michigan

11b. MATUSZ, Roman, T, Pitt (from Raiders for Bears' seventh-round pick)

12. COONEY, Anthony, DB, Arkansas

1991 (Apr 21-22)

1. THOMAS, Stan, T, Texas

2. ZORICH, Chris, DT, Notre Dame

3. GODOCKI, Chris, P/K, Clemson

4. JOHNSON, Joe, CB, NC State

5. MORGAN, Anthony, WR, Tenn.

6. LEWIS, Darren, RB, Texas A & M

7. JUSTIN, Paul, QB, Arizona State

8. HORTON, Larry, DB, Texas A & M

9. STONEBREAKER, Michael, LB, Notre Dame

10. BACKES, Tom, DE, Oklahoma

11. LONG, Stacy, G, Clemson

12. COOK, John, DT, Washington

1992 (Apr 26-27)

1. SPELLMAN, Alonzo, DT, Ohio St.

2. AUZENNE, Troy, T, California

3. LINCOLN, Jeremy, CB, Tenn.

4. FURRER, Will, QB, Virginia Tech

5. HARRISON, Todd, TE, North Carolina State

6. BERRY, Mark, DB, Texas

7. BROWN III, John, WR, Houston

8. (Traded to NYJ on 8/18/91 for Ron Mattes)

9. JURKOVIC, Mirko, G, Notre Dame

10. FISHER, Nikki, FB, Virginia

11. AGE, Louis, T, SW Louisiana

12. WILSON, Chris, LB, Oklahoma

1993 (Apr 25-26)

1. CONWAY, Curtis, WR/KR, USC

2. SIMPSON, Carl, DT, Florida State

3. GEDNEY, Chris, TE, Syracuse

4a. Choice to Indianapolis for fourth- and sixth-round picks

4b. PERRY, Todd, G, Kentucky (from Clev in Jay Hilgenberg trade)

4c. BAKER, Myron, LB, Louisiana Tech (from Indianapolis)

4d. FONTENOT, Al, DE, Baylor (from GB for Bears' 5th and 6th from Ind.)

5. (Traded with 6th-round pick to GB for 4th-round)

6. HOFFMANN, Dave, MLB, Washington

7. JOHNSON, Keshon, CB, Arizona

8. (To Seattle for restricted free agent Joe Cain)

1994 (Apr 24-25)

1. THIERRY, John, DE, Alcorn State

2. SPEARS, Marcus, T, Northwestern State (LA)

3. FLANIGAN, Jim, DT, Notre Dame

4. HARRIS, Raymont, FB, Ohio St.

5. (from Dallas on 8/17/93 with V. Smith and Minter for Roper, Blackwell, and Paul, traded to Pittsburgh 10/19/93 for Tim Worley)

6. HILL, Lloyd, WR, Texas Tech

7. COLLIER, Dennis, S, Colorado

1995 (Apr 22-23)

1. SALAAM, Rashaan, RB, Colorado

2a. RILEY, Pat, DL, Miami (FL)

2b. SAUERBRUN, Todd, P, West Virginia (from Miami on 4/4/95 for Trace Armstrong)

3a. HARRIS, Sean, LB, Arizona

3b. PILGRIM, Evan, G, BYU (from Dolphins for Trace Armstrong)

4. JACKSON, Jack, WR, Florida

5. (To Pittsburgh on 4/29/94 in exchange for Jeff Graham)

6a. GALES, Kenny, CB, Wisconsin

6b. REEVES, Carl, DE, NC State (from Dallas 8/17/93)

7. COX, Jamal, LB, Georgia Tech

1996 (Apr 20-21)

1a. HARRIS, Walt, CB, Mississippi State (from STL)

1b. (To STL with third- and sixth-round picks for first-round pick)

2. ENGRAM, Bobby, WR, Penn State

3. (Traded to STL with Bears' first- and sixth-round picks)

4. GRASMANIS, Paul, DT, Notre Dame

5. VILLARRIAL, Chris, G/G, Indiana (PA)

6a. CLARK, Jon, T, Temple

6b. (To STL — Bears got pick from Dal in Jim Schwantz trade 8-28-94)

7a. KEYES, Marcus, DT, No. Ala

7b. HICKS, Michael, RB, South Carolina State (Compensatory pick)

1997 (Apr 19-20)

1. (To Seattle for QB Rick Mirer and 1997 4th round pick)

2. ALLRED, John, TE, USC (from St. Louis for 1997 2nd and 6th rd. picks)

3. SAPP, Bob, G, Washington

4a. AUTRY, Darnell, RB, Northwestern (From Seattle in Mirer trade)

4b. ROBINSON, Marcus, WR, South Carolina

5. HILES, Van, S, Kentucky

6a. (To St. Louis in 1997 2nd round pick swap)

6b. SWAYDA, Shawn, DE, Arizona State (Compensatory pick)

6c. PARKER, Ricky, S, San Diego State (Compensatory pick)

All-Time Bears Drafts

- 6d. HOGANS, Richard, LB, Memphis (Compensatory pick)
 7a. MIANO, Mike, DT, Southwest Missouri State
 7b. THOMAS, Marvin, DE, Memphis (Compensatory pick)

1998 (Apr. 18-19)

1. ENIS, Curtis, RB, Penn State
 2. PARRISH, Tony, S, Washington
 3. KREUTZ, Olin, C-G, Washington
 4. MAYES, Alonzo, TE, Oklahoma State
 5. (Pick traded to Kansas City for WR Chris Penn)
 6a. DRAFT, Chris, LB, Stanford
 6b. MANNELLY, Patrick, T, Duke (Compensatory pick)
 7a. (Pick traded to Jacksonville for OL Jimmy Herndon)
 7b. OVERHAUSER, Chad, G, UCLA (Pick from SF for LB Anthony Peterson)
 7c. MORENO, Moses, QB, Colorado State (Compensatory pick)

1999 (Apr. 17-18)

- 1a. (To Wash. for first-, third-, fourth- and fifth-round picks and a third-round pick in 2000)
 1b. McNOW, Cade, QB, UCLA (Pick from Washington)
 2a. (To Wash. for second- and fifth-round picks)
 2b. (To Oak. with fourth-rounder for second-, third- and fourth-round picks)
 2c. DAVIS, Russell, DL, North Carolina (Pick from Oakland)
 3a. TUCKER, Rex, OL, Texas A&M
 3b. BATES, DWayne, WR, Northwestern (Pick from Washington)
 3c. BOOKER, Marty, WR, NW La. (Pick from Oakland)
 4a. HOLDMAN, Warrick, LB, Texas

A&M (Pick from Washington)

- 4b. COLVIN, Roosevelt, DE, Purdue (Pick from Oakland)
 5a. (To San Diego in 6/98 for Sean Lee)
 5b. WISNE, Jerry, OL, Notre Dame (Pick from Washington)
 5c. SAMUEL, Khari, LB, UMass (Pick from Washington)
 5d. AZUMAH, Jerry, CB, New Hampshire (Pick from Kansas City)
 6a. (To Cleveland for sixth- and seventh-round picks)
 6b. COOK, Rashard, S, USC (Pick from Cleveland)
 7a. (To Cleveland for two seventh-round picks)
 7b. (To Green Bay in 8/98 for Glyn Milburn)
 7c. SANFORD, Sulecio, WR, Mid Tenn St (Pick from Cleveland)
 7d. FINN, Jim, FB, Pennsylvania (Pick from Cleveland)

2000 (Apr. 15-16)

1. URLACHER, Brian, LB, New Mexico
 2. BROWN, Mike, S, Nebraska
 3a. WHITE, Dez, WR, Georgia Tech
 3b. LYMAN, Dustin, TE, Wake Forest (Pick from Washington)
 4a. (to St. L. for fourth-, fifth- and seventh-round picks)
 4b. AUSTIN, Reggie, CB, Wake Forest (Pick from St. Louis)
 5a. (to New Orleans for WR Eddie Kennison)
 5b. (to San Francisco for sixth- and seventh-round picks)
 6a. MURPHY, Frank, RB, Kansas State (Pick from San Francisco)

6b. EDINGER, Paul, K, Michigan State

- 7a. (to Cleveland with another seventh for three seventh-rounders)
 7b. (to Tennessee for Lemanski Hall)
 7c. COTTON, James, DE, Ohio State (from Cleveland)
 7d. (to Miami for P Brent Bartholomew)
 7e. GREEN, Michael, S, Northwestern St. (LA) (from Cleveland)

2001 (Apr. 21-22)

1. TERRELL, David, WR, Michigan
 2. THOMAS, Anthony, RB, Michigan
 3. GANDY, Mike, OG, Notre Dame
 4. RILEY, Karon, DE, Minnesota
 5. ROBERTSON, Bernard, OG, Tulane
 6. (to San Francisco for R.W. McQuarters)
 7. CAPEL, John, WR, Florida

2002 (Apr. 20-21)

1. COLOMBO, Marc, OT, Boston College
 3a. WILLIAMS, Roosevelt, CB, Tuskegee
 3b. METCALF, Terrance, T-G, Mississippi
 4. BROWN, Alex, DE, Florida
 5a. GRAY, Bobby, SS, Louisiana Tech
 5b. KNIGHT, Bryan, LB, Pittsburgh
 6a. PETERSON, Adrian, RB, Georgia Southern (from Miami)
 6b. ELLIOTT, Jamin, WR, Delaware
 6c. FLETCHER, Bryan, TE, UCLA (Compensatory pick)
 7. (To Miami)

2002 BEARS' DRAFTEES

After selecting **Marc Colombo**, tackle, with their first round selection (29th overall) in the 2002 NFL Draft, the Bears have selected eight players from Boston College in the 67 years of the NFL Draft. The most recent BC Eagle selected by Chicago was Dick Lucas, end, in the tenth round of the 1956 Draft. Colombo is the first BC player ever taken by the Bears in the first round. The highest previous selection among BC players was Dorn Papaleo, guard, with Chicago's second fourth-round pick of the 1950 Draft. The first Boston College product ever drafted by the Bears was Charley O'Rourke, back, in the fifth round of the 1941 Draft. Chicago took its second BC player in the sixth round the following year, Frank Maznicki, back, who went on to coach Bears offensive line coach Bob Wylie at West Warwick (RI) High School.

Fifth round selection **Bobby Gray**, safety, played at Louisiana Tech where Jack Bicknell, Jr. served as his head coach. Bears offensive quality control coach Pete Carmichael, Sr. coached under Bicknell's father, Jack Sr., as defensive backs coach at Boston College from 1981-90. Bicknell Sr. is currently serving as the head coach for NFL Europe's F.C. Barcelona Dragons, the team to which Bears tackles Damion Cook and Than Merrill played with this past season.

History

Jersey Numbers

This is a list of the jersey numbers and the players who wore them in the regular season (not pre-season or training camp). The Bears are trying to update this to represent the years they wore the number (as opposed to the years they played with the Bears). If you have information, please write to: Bears PR, 1000 Football Drive, Lake Forest, IL 60045. Special thanks to Dallas Himm and Bob Wolf who helped compile this list.

1

Jim Conzelman (1920)
Jake Lanum (1920-24)
Oscar Johnson (1924)
Paddy Driscoll (1926-29)
Lee Artoe (1945)
Jeff Jaeger (1996-99)

2

Ed Sternaman (1920-27)
Joe LeFleur (1922-25)
Ralph King (1925)
Link Lyman (1926-1934)
Dick Nesbitt (1930-33)
Bill Pollock (1935-36)
Gary Famiglietti (1938-45)
Doug Flutie (1986)
Will Furrer (1992)
Mike Horan (1998)
Paul Edinger (2000-__)

3

Robert Koehler (1920-21)
Clifford Ashburn (1930)
Bronko Nagurski (1930-43)
Albert Johnson (1938)
Lewis Hamity (1941)
Dante Magnani (1943, 46, 49)
Jim Fordham (1944-45)
Eddie Allen (1947)
Wally Dryer (1949)

RETIRED FOR NAGURSKI

4

Pard Pearce (1920-22)
Johnny Bryan (1922-25)
Joe Sternaman (1922-29)
Keith Molesworth (1931-38)
Reino Nori (1938)
Henry Clarke (1940-43)
Dante Magnani (1943, 46, 49)
F. Maznicki (1942)
Tim Mooney (1944-46)
Nick Sacrinty (1947)
John Roveto (1982)
Steve Fuller (1984-86)
Jim Harbaugh (1987-93)
Steve Walsh (1994-95)
Moses Moreno (1998)
Brad Maynard (2001-__)

5

Charley Dressen (1920)
Ken Huffine (1921)
Carl Hanke (1922)

George Bolan (1921-24)
Laurie Walquist (1922-31)
Bill Buckler (1926-31)
George Corbett (1932-38)
Anton Stolla (1939)
Robert MacLeod (1939-40)
George McAfee (1940-50)
Billy Stone (1951-54)

RETIRED FOR McAFEE

6

Sid Gepford (1920)
Jim Kendricks (1924)
Hec Garvey (1922-25)
Bill Senn (1926-31)
Bernie Leahy (1932)
Gene Ronzani (1933-40)
John Siegal (1939-43)
Don Kindt (1947-56)
Hans Nielsen (1981)
Kevin Butler (1985-95)

7

George Halas (1920-29)
Joseph Lintzenich (1930-31)
John Sisk (1932-36)
Ernest Rentner (1936-37)
John Oelerich (1938)
Edgar Manske (1938-40)
Bill Geyer (1942)
Ed Sprinkle (1944-55)
John Huarte (1972)
Bob Avellini (1975-84)

RETIRED FOR HALAS

8

Leo Johnson (1920)
Pete Stinchcomb (1921-22)
Johnny Bryan (1922-25)
Roy White (1923-27)
Carl Brumbaugh (1930-37)
Al Moore (1932)
George Grosvenor (1935-36)
Charles Hejleman (1939)
Hugh Gallarneau (1941-45)
Dante Magnani (1943, 46, 49)
Bill Glenn (1944-45)
James Canady (1948-49)
Vince Evans (1977-83)
Maury Buford (1985-86, 89-91)
Mike Hohensee (1987)
Carlos Huerta (1996)
Cade McNown (1999-00)

9

Johnny Bryan (1922-25)
Roy White (1923-27)
Clifford Lemon (1926)
Walter Holmer (1929-30)
Paul Franklin (1930-34)
John Bettridge (1937)
Ray Bulvid (1937-38)
Bill Osmanski (1939-45)
Dick Flanagan (1948-49)
Bob Williams (1951-53)
William Wade (1961-66)
Virgil Carter (1977)
John Roveto (1981)
Jim McMahon (1982-88)
Shane Matthews (1993-96; 99-01)

10

Burt Ingwersen (1920-21)
Gus Fetz (1923)
Oscar Johnson (1924)
Milton Romney (1925-29)
Leland Elmes (1929)
Leo Jensvold (1931)
Jack Manders (1933-40)
Arthur Buss (1934-35)
John Petty (1942)
Noah Mullins (1946-49)
Al Campana (1950-53)
Tom O'Connell (1953)
Rudy Bukich (1963-68)
Bobby Douglass (1969-76)
John Duvic (1987)
Peter Tom Willis (1990-93)
Anthony Brooks (1993-94)
Mark Butterfield (1996)
Jaret Holmes (1999)
Louie Aguiar (2000)

11

Andy Feichtinger (1920-21)
Oscar Knop (1923-28)
Leland Elmes (1929)
Lennon Blackman (1930)
Link Lyman (1926-34)
Harold Ely (1932)
John Doebling (1932-37)
Clifford Hansen (1933)
Arthur Buss (1934-35)
Joe Maniaci (1938-42)
Frank Morris (1942)
Bill Geyer (1943, 46)
Russ Reader (1947)
Fred Evans (1948)
Julie Rykovich (1949-51)
Jim Haluska (1956)
Jack Concannon (1967-71)
Virgil Carter (1976)
Greg Landry (1984)
Kevin Brown (1987)
Brian Gowins (1999)
Mark Hartzell (2000)

12

Jerry Jones (1920-21)
Lou Usher (1920)
Abe Yourist (1923)
Link Lyman (1926-34)
John Ryan (1929)
Frank Sullivan (1935-39)
Anton Stolla (1939)
Harold Lahar (1941-43)
Jim Benton (1943)
Abe Croft (1944-45)
Walter Lamb (1946)
Steve Romanik (1950-53)
Zeke Bratkowski (1954-59)
Dick Norman (1961-62)
Larry Rakestraw (1964-67)
Rusty Lisch (1984)
Steve Bradley (1987)
Erik Kramer (1994-98)
Brent Bartholomew (2000)

History

Jersey Numbers

13

Guy Chamberlin (1920-21)
George Trafton (1920-32)
Joe Stydahar (1936-46)
Monte Merkel (1942-43)
Jake Sweeney (1944)
Frank Ramsey (1945)
Bob Snyder (1945)
Thurman Garrett (1947-48)
Jack Dugger (1949)
Rick Mirer (1997)

14

Kile MacWherter (1920)
JR Taylor (1921-22)
Fred Larson (1922)
Link Lyman (1926-34)
Harold Cunningham (1929)
Frank Don Pauley (1930)
Lloyd Burdick (1931-32)
Fred Crawford (1934-35)
Dick Plasman (1937-41; 44)
Chuck Drulis (1942)
George Zorich (1944-46)
Ed Cifers (1947-48)
Wayne Hansen (1950-59)
Willie Thrower (1953)
Ken Gorgal (1955-56)
Rudy Bukich (1958-59, 62)
Buddy Lee (1971)
Ben Bennett (1988)

15

Jim Conzelman (1920)
Walter Veach (1920)
Harry Englund (1920-23)
Pat Flaherty (1923)
Verne Mullen (1923-25)
Bill Fleckenstein (1925-30)
William Buckler (1926-31)
Henry Hammond (1937)
Al Matuza (1941-45)
Forest Masterson (1945)
Mike Holovak (1947-48)
Curley Morrison (1950-53)
Ed Brown (1954-61)
Virgil Carter (1968-69)
Mirro Roder (1973-74)
Mike Phipps (1977-81)
Dave Finzer (1984)
Bryan Wagner (1987-88)
Jim Miller (1999-)

16

Randolph Young (1920)
Russell Smith (1921-23)
Ed Healey (1922-27)
William Buckler (1926-31)
John Polisky (1929)
Henry Anderson (1931)
Charles Braidwood (1932)
Harry Richman (1929)
Bronko Nagurski (1930-39)
George Musso (1933-44)
Milt Vucinich (1945)
Rudy Mucha (1945-46)
Hank Norberg (1948)
George Blanda (1949-58)
Ed Cody (1949-51)
Kent Nix (1970-71)
Bob Thomas (1975-84)
Tim Lashar (1987)
Todd Sauerbrun (1995-99)

17

Ross Petty (1920)
Ralph Scott (1921-25)
Fred Larson (1922)
Elmer Wynne (1928)
George Lyon (1929)
Everett Nelson (1929)
Milton Frump (1930)
Jim Pederson (1932)
Joe Zeller (1938)
Bob Snyder (1939-43)
Pete Gudauskas (1943-44)
Richie Petitbon (1959-68)
Cliff Hardy (1971)
Ike Hill (1973-74)
Tom Barnhardt (1987)
Sean Payton (1987)
Quintin Smith (1990)
Chris Gardockti (1992-94)
Dave Krieg (1996)
Danny Wuerffel (2001)

18

JL Shank (1920)
Heartley Anderson (1922-27)
Ed Anderson (1923)
Richard Murry (1924)
Don Murry (1924-31)
Edward Michaels (1935)
Jim Mooney (1935)
Joe Stydahar (1936-46)
Edgar Manske (1937)
Alec Shello (1939)

Adolph Kissell (1942)
Joe Osmanski (1946-49)
Fred Negus (1950)
Ron Knox (1957)
Jerry Moore (1971-72)
Mike Tomczak (1985-90)
Steve Stenstrom (1995-98)
Chris Boniol (1999)

19

Chester May (1920)
Walter "Red" May (1920)
George Bolan (1921-24)
Frank Hanny (1922-26)
Earl Evans (1926-29)
Lemon Blackmon (1930)
Eugene Smith (1930)
Latham Flanagan (1931)
Charles Tackwell (1931-33)
Dick Stahlman (1933)
Ed Kaval (1931-36)
Lou Gordon (1938)
John Siegal (1939-43)
Phil Martinovich (1940)
Bill Hempel (1942)
Nick Kerasotis (1942-44)
Dominic Sigillo (1943-44)
Peter Perez (1945)
Don Perkins (1945-46)
Harper Davis (1950)
Gary Huff (1973-76)
Ray Stachowicz (1983)

20

Jack Mintun (1921-22)
Paddy Driscoll (1926-29)
Ted Drews (1928)
Zuck Carlson (1929-36)
Fred Dreher (1938)
Bob Nowaskey (1940-42)
James Logan (1942-43)
Fred Munde (1943-45)
Jim Keane (1946-51)
Ray Gene Smith (1954-47)
Pete Johnson (1959)
Justin Rowland (1960)
Bobby Jackson (1961)
Joe Taylor (1967-74)
Mike Adamie (1975-76)
Reuben Henderson (1981-82)
Kevin Potter (1983-84)
Thomas Sanders (1985-89)
Mark Carrier (1990-96)
Corey Dowden (1997)
James Allen (1998-2001)

RETIRED NUMBERS

The Bears have retired 13 jersey numbers, most in the NFL and tied with baseball's New York Yankees. Both clubs are short of the NBA's Boston Celtics' 20 retired numbers.

3 Bronko Nagurski, RB-T
5 George McAfee, RB
7 George Halas, E
28 Willie Galimore, RB
34 Walter Payton, RB
40 Gale Sayers, RB
41 Brian Piccolo, RB

42 Sid Luckman, QB
51 Dick Butkus, LB
56 Bill Hewitt, E
61 Bill George, LB
66 Clyde "Bulldog" Turner, C
77 Harold "Red" Grange, RB

History

Jersey Numbers

21

Hugh Blacklock (1920-25)
 Verne Mullen (1923-25)
 Dick Sturtridge (1928-29)
 Daniel McMullen (1930-31)
 Paul Engebretsen (1932)
 Wayland Becker (1934)
 Dan Fortmann (1936-43)
 Chuck Drulis (1945-50)
 Bunny Figner (1953)
 Ron Drzewiecki (1955-56)
 Perry Jeter (1956-57)
 John Arnett (1964-66)
 Cecil Turner (1968-73)
 Dave Gagnon (1974)
 Nemiah Wilson (1975)
 Leslie Frazier (1981-85)
 Eddie Phillips (1987)
 Donnell Woolford (1989-96)
 Darnell Autry (1997)
 Terry Cousin (1998-99)
 R.W. McQuarters (2000-___)

22

Roy Adkins (1920-21)
 Jim McMillen (1924-29)
 Paul Schuette (1930-32)
 William Karr (1933-38)
 Saul Sherman (1939-40)
 Norm Standlee (1941)
 Lloyd Reese (1946)
 Ed Ecker (1947)
 Bobby Layne (1948)
 George Blanda (1949-58)
 SJ Whitman (1953-54)
 Jesse Castete (1956)
 Billy Martin (1952-64)
 Bill Martin (1964-65)
 Charley Brown (1966-67)
 Ross Montgomery (1969-70)
 Cyril Pinder (1971)
 Clifton Taylor (1974)
 Johnny Musso (1975-77)
 Dave Williams (1978-81)
 Dave Duerson (1983-88)
 Johnny Bailey (1990-91)
 Robert Green (1993-96)
 Ronnie Harmon (1997)
 Shawn Wooden (2000)
 Than Merrill (2001-___)

23

Guy Chamberlain (1920-21)
 Roy White (1923-27)
 Ernie Vick (1925-27)
 Ralph Maillard (1929)
 Lyle Drury (1930-31)
 Gilbert Bergerson (1932-33)
 Victor Zizak (1934)
 Ted Rosequist (1934-36)
 Verne Oech (1936)
 Ernest Renter (1936-37)
 Aldo Forte (1939-42)
 Connie Berry (1942-46)
 Washington Serni (1948-51)
 Jerry Shipkey (1953)
 Dave Whitsell (1961-66)
 Al Dodd (1967)

Clarence Childs (1958)
 Lee Calland (1969)
 Dick Daniels (1969-70)
 Joe Barnes (1974)
 Len Walterscheid (1977-82)
 Shaun Gayle (1984-94)
 Marty Carter (1995-98)
 Jerry Azumah (1999-___)

24

Lennie High (1920)
 Heartley Anderson (1922-27)
 Chuck Kassel (1927)
 Reginald Russell (1928)
 Luke Johnsos (1929-37)
 Frank Bausch (1937-40)
 Billy Hughes (1940-41)
 Fred Davis (1946-51)
 Erich Barnes (1958-60)
 Roosevelt Taylor (1961-68)
 Don Shy (1970-72)
 Willie Roberts (1973)
 Virgil Livers (1975-79)
 Jeff Fisher (1981-84)
 Vestee Jackson (1986-89)
 Eric Jefferies (1987)
 Richard Fain (1992)
 Kevin Miniefield (1993-96)
 Terry Cousin (1997)
 Glyn Milburn (1998-01)

25

Garland Grange (1929-31)
 Walter Kiesling (1934)
 Forrest McPherson (1935)
 Ray Nolting (1936-43)
 Jackie Hunt (1945)
 Mike Jarmaluk (1946-47)
 Ed Macon (1952-54)
 JC Caroline (1956-65)
 Linzy Cole (1970)
 Ron Shanklin (1975-76)
 Art Best (1977-78)
 Lonnie Perrin (1979)
 Todd Bell (1981-88)
 Brad Muster (1988-92)
 Keshon Johnson (1993-94)
 Anthony Johnson (1995)
 Pat Eilers (1995)
 Chris Martin (1996)
 Tom Carter (1997-99)
 Thomas Smith (2000)
 Autry Denson (2001)

26

Jim Kendricks (1924)
 Harold Erickson (1925)
 John Mohardt (1925)
 Henry Vick (1925-27)
 Bert Pearson (1929-34)
 Milford Miller (1932)
 Kay Bell (1937)
 Charles Apolskis (1938-39)
 Al Baisi (1940-42)
 Al Hoptowit (1941-45)
 Joe Abbey (1948-49)
 Richard Barwegen (1950-52)
 Charles Sumner (1955-58)
 Bennie McRae (1962-70)
 Carl Garrett (1973-74)

Matt Suhey (1980-89)
 John Mangum (1990-98)
 Jermaine Jones (1999)
 Todd McMillon (2000-___)

27

James Crawford (1925)
 Walter Voss (1927-28)
 Harvey Long (1929)
 John Polisky (1929)
 Ed Kawal (1931-36)
 Alvin Culver (1932)
 John Doebling (1932-37)
 Milt Trost (1935-39)
 Joe Mihal (1940-41)
 Edgar Jones (1945)
 Owen Goodnight (1946)
 John Sisk, Jr. (1964)
 Randy Montgomery (1974)
 Bob Grim (1975)
 Mike Richardson (1983-88)
 Brian Taylor (1989)
 Lewis Tillman (1994-95)
 Walt Harris (1996-2001)

28

Ed Garvey (1925)
 Aldous Haddon (1928)
 Larry Steinbach (1930-31)
 Fritz Feibel (1935)
 Robert Altman (1936)
 Gust Zarnas (1938)
 Chet Chesney (1939-40)
 Bob Steuber (1942-43)
 Lloyd Lowe (1953-54)
 Willie Galimore (1957-63)
RETIRED FOR GALIMORE

29

Bill McElwain (1925)
 John Wallace (1928)
 Joe Kopcha (1929-33)
 Gus Mastrogany (1931)
 Ross Thompson (1936-39)
 Ed Kolman (1940-44)
 Douglas McEnulty (1943-44)
 Glenn Burgeis (1945)
 John Hoffman (1949-56)
 McNeil Moore (1954-56)
 Glen Shaw (1960)
 Ronnie Bull (1962-70)
 Bob Jeter (1971-72)
 Mike Morgan (1978)
 Vaughn Lusby (1980)
 Dennis Gentry (1982-92)
 Raymond Harris (1994-97)
 Frankie Smith (1998-___)

30

Gerald Seiberger (1932)
 Bob Dunlap (1935)
 George Wilson (1937-46)
 Allen H. Smith (1947-48)
 Herb Falkenberg (1952)
 Bobby Jack Floyd (1953)
 Chick Jagade (1954-55)
 Jimmy Gunn (1970-75)
 John Skibinski (1978-81)
 Jack Cameron (1984)
 George Duarte (1987)

History

Jersey Numbers

George Streater (1989)
James Rouse (1990-91)
Tony Carter (1994-97)
Ricky Bell (1998)
Mike Brown (2000-__)

31

Dick Schweidler (1938-41)
Len Akin (1942)
Paul Padmajersky (1944)
Stuart Clarkson (1946-50)
Emerson Cole (1952)
Joe Fortunato (1955-66)
Ross Brupbacher (1970-73)
Bill Knox (1974-76)
Anthony Hutchison (1983-84)
Thomas Sanders (1985-89)
Ken Taylor (1984)
Eric Jefferies (1987)
Bruce McCray (1987)
Greg Lasker (1988)
Mark Green (1989-92)
Rashaan Salaam (1995-97)
Daimon Shelton (2001-__)

32

Art Buck (1941)
Al Grygo (1944-45)
Allen Smith (1947-48)
Johnny Lujack (1948-51)
Leon Campbell (1952-54)
Lionel Taylor (1959)
Ralph Kurek (1965-70)
Charlie Ford (1971-73)
Chris Brewer (1987)
Garland Rivers (1987)
Lemuel Stinson (1988-92)
Dwayne Joseph (1995-96)
Ricky Bell (1997)
Edgar Bennett (1998-99)
Marlon Barnes (2000)
Leon Johnson (2001-__)

33

Denny Meyers (1931)
Herb Joesting (1931-32)
Bernie Masterson (1934-40)
Ray Nolting (1936-43)
George McAfee (1940-50)
Frank Martin (1941)
Johnny Long (1944-45)
Bill Johnson (1946-47)
Jack Karwales (1946-47)
Allen Lawler (1948)
Bob Perina (1949-50)
Wizzer White (1951-52)
Jerry Shipkey (1953)
Larry Morris (1959-65)
Mike Hull (1968-70)
Jim Grabowski (1971)
Gary Kosins (1972-74)
Ted Vactor (1975)
Jack Delaplaine (1979)
Calvin Thomas (1982-87)
Lars Tate (1990)
Darren Lewis (1991-92)
Merril Hoge (1994)
Tyrone Hughes (1997)
Bam Morris (1998)
Larry Whigham (2001-__)

34

Jack Torrance (1939-40)
John Federovich (1941-42)
John Dottley (1951-53)
Joe Marconi (1962-66)
Tim Casey (1969)
Bill Tucker (1971)
Norm Hodgins (1974)
Walter Payton (1975-87)
RETIRED FOR PAYTON

35

Dick Bassi (1938-39)
Lee Artoe (1940-43)
Bill Steinkemper (1942-43)
Fred Hartman (1947)
Paul Stenn (1948-51)
Rick Casares (1955-64)
Jim Harrison (1971-74)
Roland Harper (1975-82)
Mike Hintz (1987)
Neal Anderson (1986-93)
James Burton (1994-97)
Anthony Thomas (2001-__)

36

Stuart Clarkson (1942)
Bill Steinkemper (1942-43)
Fred Mondée (1943)
John Morton (1945)
Tom Farns (1946-47)
Bill DeCorrevont (1948-49)
Merrill Douglas (1958-60)
James Smith (1961)
Ron Copeland (1969)
Roger Lawson (1972-73)
Perry Williams (1974)
Tom Donchez (1975)
Larry Schreiber (1976)
Wentford Gaines (1978-80)
Maurice Douglas (1985-94)
Frank Harris (1987)
Markus Paul (1989-93)
Anthony Marshall (1994-97)
Ray Austin (1998-99)
Stanley Pritchett (2001-__)

37

Edward Aspatore (1934)
Young Bussey (1940-41)
James Logan (1942-43)
Bernie Digris (1943)
Bob Steuber (1943)
Bob Masters (1943-44)
Edgar Jones (1945)
Charles Mitchell (1945)
Broughton Williams (1947)
John O'Quinn (1960-61)
George Youngblood (1969)
Rich Coady (1970-74)
Cid Edwards (1975)
Conrad Graham (1973)
Willie McClendon (1979-82)
Darryl Clark (1987)
Maurice Douglass (1986-94)
Pat Eilers (1995)
Keshon Johnson (1995)
Tony Parrish (1998-2001)

38

Roger Ashmore (1927)
Sam Francis (1937-38)
Charles Apolskis (1938-39)
Bill Milner (1947-49)
Ed Bradley (1950-51)
William Brown (1961)
Ray Ogden (1969-71)
Dave Juenger (1973)
Lakei Heimuli (1987)
John Hardy (1991)
Tim Worley (1993-94)
Mike Dulaney (1995-97)
Robert Chancey (1998)

39

George Gulyanics (1947-52)
Pete Perini (1953-54)
JD Smith (1956)
Ralph Anderson (1956)
John Adams (1959-62)
Phil Clark (1970)
Reggie Sanderson (1973)
Robin Earl (1977-82)
Al Wolden (1987)
Curtis Stewart (1988)
Jeremy Lincoln (1992-95)
Curtis Enis (1998)
Reggie Austin (2001-__)

40

Al Campana (1950-53)
Frank Dempsey (1950-53)
Stan Wallace (1954-57)
Don Mullins (1961-62)
Gale Sayers (1965-71)
Steve Trimble (1967)
RETIRED FOR SAYERS

41

John Schiechl (1945-46)
Jack Matheson (1947)
Alf Bauman (1948-50)
Babe Dimancheff (1952)
Harland Carl (1956)
Brian Piccolo (1966-69)
RETIRED FOR PICCOLO

42

Sid Luckman (1939-50)
RETIRED FOR LUCKMAN

43

Jim Dooley (1952-60)
Larry Glueck (1963-65)
Bob Jones (1967)
George Farmer (1970-75)
Earl Douthitt (1975)
Craig Clemons (1972-77)
Mike Ulmer (1980)
Walt Williams (1982-83)
Lorenz Lynch (1987-90)
Dennis Lundy (1995)
Mike Green (2000-__)

44

Paul Goebel (1925)
Earl Evans (1926-29)
Ray Richards (1933-36)
Bob Margarita (1944-46)

History

Jersey Numbers

Frank Minini (1947-49)
 Frank Szymanski (1949)
 WD Garrett (1950)
 Gary Lyle (1968-74)
 Terry Schmidt (1976-84)
 Mike Stoops (1987)
 Todd Krumm (1988)
 Bob Christian (1992-94)
 Michael Hicks (1996-97)
 Curtis Enis (1998-2000)

45

Walt Stickle (1946-49)
 Gerald Weatherly (1950-52)
 Billy Stone (1951-54)
 Bobby Watkins (1955-57)
 Rocky Ryan (1958)
 Don Bishop (1959)
 Dick Gordon (1965-71)
 Gary Fencik (1976-87)
 Craig Heyward (1993)
 Tony Stargell (1997)
 Scott Dragos (2000-01)

46

Al Babartsky (1943-45)
 Chuck Hunsinger (1950-52)
 William Anderson (1953-54)
 Don Bingham (1956)
 Jesse Whittenton (1959)
 Angelo Coia (1960-63)
 Curtiss Gentry (1966-68)
 Craig Baynham (1970)
 Matt Maslowski (1972)
 Pete Van Valkenburg (1974)
 Doug Plank (1975-82)
 Anthony Mosley (1987)
 Mickey Pruitt (1988-90)
 John Ivlow (1993)
 Marlon Forbes (1996-98)

47

Ted Rosequist (1934-36)
 Bill Conkright (1937-38)
 Rex Proctor (1953)
 Johnny Morris (1958-67)
 John Davis (1970)
 Ken Grandberry (1974)
 Mike Spivey (1977-79)
 Jonathan Hoke (1980)
 Egypt Allen (1987)
 Anthony Blaylock (1993)
 Randy Hilliard (1998)
 Chris Hudson (1999)
 Ray McElroy (2000)

48

Beattie Feathers (1934-37)
 Bob Swisher (1938-41)
 Charles O'Rourke (1942)
 Joe Vodicka (1943-45)
 Howie Livingston (1953)
 Harry Hugasian (1955)
 Vic Zucco (1957-59)
 Tommy Neck (1962-63)
 Andy Livingston (1964-65)
 Ron Smith (1965-70)
 Allen Ellis (1973-79)

Reggie Phillips (1985-87)
 Clifton Abraham (1996)
 Van Hiles (1997)

49

James Lesane (1952-53)
 Henry Mosley (1955)
 Jack Johnson (1957-59)
 Charles Bivins (1960-66)
 Major Hazelton (1968-69)
 David Tate (1968-71)
 Joe Moore (1971-72)
 Dave Becker (1980)
 Donald Jordan (1984)
 Pete Ranford (1987)
 Tremayne Allen (1997)
 Ty Hallock (1998-99)

50

Gerald Weatherly (1950-54)
 John Danmore (1957-58)
 Mike Pyle (1961-69)
 Bob Hyland (1970)
 Gene Hamlin (1971)
 Waymond Bryant (1974-78)
 Chris Devlin (1978)
 Mark Merrill (1979)
 Mike Singletary (1981-92)

51

Wayne Hansen (1950-58)
 Ken Kavanaugh (1940-47)
 Clinton Wager (1942-43)
 Rudy Smeja (1944-45)
 Dick Butkus (1965-73)
 Mel Rogers (1977)
 Doug Becker (1978)
 Bruce Herron (1978-82)
 Kelvin Atkins (1983)
 Jim Morrissey (1985-93)
 Mark Rodenhauser (1987)

RETIRED FOR BUTKUS

52

Rich Coady (1970-74)
 John Babinecz (1975)
 Dan Neal (1975-84)
 Cliff Thrift (1985)
 Larry Rubens (1986)
 Len Seward (1987)
 Mark Rodenhauser (1987-88)
 Mickey Pruitt (1988-91)
 Darwin Ireland (1995)
 Robert Bass (1995)
 Bryan Cox (1996-97)
 Andre Collins (1998)
 Keith Burns (1999)
 Bobbie Howard (2001-__)

53

Pat Preston (1946-49)
 Bill Wightkin (1950-57)
 Billy Autrey (1953)
 Ken Kirk (1960)
 James Purnell (1964-69)
 Dave Martin (1969)
 Larry Rowden (1971)
 Gail Clark (1973)
 Dan Peiffer (1975-77)
 Tommy Hart (1978-79)

Paul Tabor (1980-82)
 Dan Rains (1982-86)
 Larry Rubens (1986)
 Brent Johnson (1987)
 Danté Jones (1988-94)
 Michael Lowery (1996-97)
 Lemanski Hall (1998)
 Warrick Holdman (1999-__)

54

Joe Savoldi (1930)
 Jesse Hibbs (1931)
 Dick Klawitter (1956-57)
 Charles Howley (1958-59)
 Roger LeClerc (1960-66)
 Bill McKinney (1972)
 Adrian Young (1973)
 Larry Ely (1975)
 Tom Hicks (1976-80)
 Brian Cabral (1981-84)
 Doug Rothschild (1987)
 John Adickes (1987-88)
 LaSalle Harper (1989)
 Greg Briggs (1996)
 Ron Cox (1990-95, 1997)
 Ricardo McDonald (1998-99)
 Brian Urlacher (2000-__)

55

Bob Fenimore (1947)
 Fred Venturelli (1948)
 JR Boone (1948-51)
 Robert Moser (1951-54)
 Larry Strickland (1954-59)
 Doug Buffone (1966-79)
 Otis Wilson (1980-87)
 John Roper (1988-92)
 Vinson Smith (1993-96)
 Sean Harris (1997)
 Greg Jones (2001)

56

Bill Hewitt (1932-36)
RETIRED FOR HEWITT

57

Billy Patterson (1939)
 Ray McLean (1940-47)
 JR Boone (1948-51)
 Rich Leeuwenberg (1965)
 Dan Pride (1968-69)
 Don Rives (1973-78)
 Lee Kunz (1979-81)
 Al Chesley (1982)
 Bruce Huther (1982)
 David Simmons (1983)
 Tom Thayer (1985-92)
 Eldridge Milton (1987)
 Sean Harris (1995-96)
 Anthony Peterson (1997)
 Olin Kreutz (1998-__)

58

Ed Neal (1951)
 John Kreamcheck (1953-55)
 Bob Konovsky (1960)
 Franklin McRae (1967-74)
 Jim Ferguson (1969)
 Bob Pifferini (1972-75)
 Jerry Muckensturm (1976-82)

History

Jersey Numbers

Wilber Marshall (1984-88)
Steve Hyche (1989)
Michael Stonebreaker (1991)
Jay Leeuwenburg (1992-95)
Chris Villarrial (1996-__)

59

Rudy Kuechenberg (1967-69)
Carl Gersbach (1975)
Gary Campbell (1977-83)
Ron Rivera (1984-92)
Joe Cain (1993-96)
Daryl Carter (1997)
Jim Schwantz (1998)
Rosevelt Colvin (1999-__)

60

Don Healy (1958-59)
Roger Davis (1960-63)
Brian Schweda (1966)
Doug Kriewald (1967-68)
LeeRoy Caffey (1970)
Wally Chambers (1973-77)
Lynn Boden (1979)
Tom Andrews (1984-85)
Keith Smith (1987)
Stan Thomas (1991-92)
Gene McGuire (1993-94)
Darwin Ireland (1994-95)
Casey Wiegmann (1997-00)

61

Richard Barwegen (1950-52)
Bill George (1952-65)
Don Croftcheck (1967)
Glen Holloway (1970-73)
RETIRED FOR GEORGE

62

Frank Dempsey (1950-53)
Kline Gilbert (1953-57)
Mike Reilly (1964-68)
Glen Holloway (1970-73)
Tom Forrest (1974)
Dan Jiggetts (1976-82)
Mark Bortz (1983-93)
Chris Gray (1997)
Robert Newkirk (2000-01)

63

ML Brackett (1956-57)
Bob Wetoska (1960-69)
John Neidert (1970)
Steve Kinney (1973-74)
Mark Nordquist (1975-76)
Fred Dean (1977)
Jon Morris (1978)
Tony Ardizzone (1979)
Jay Hilgenberg (1981-91)
Todd Burger (1993-97)

64

Terrell "Ted" Daffer (1954)
Mike Rabold (1964-66)
Larry Horton (1972-73)
Ernie Jenet (1972-74)
Ted Albrecht (1977-81)
John Roehlik (1987)
Dave Zawatson (1989)
Glenell Sanders (1990)

Mirko Jurkovic (1992)
Andy Heck (1994-98)
Rex Tucker (1999-__)

65

Herman Clark (1952-56)
John Hatley (1953)
Abe Gibron (1958-59)
Stan Fanning (1960-62)
Tom Bettis (1963)
Randy Jackson (1967-74)
Noah Jackson (1975-83)
Eugene Rowell (1987)
Tony Woods (1989)
Terry Price (1990)
Jim Schwantz (1992)
Tory Epps (1993-94)
Evan Pilgrim (1995-97)
Patrick Mannelly (1999-__)

66

Phil Martinovich (1940)
Clyde Turner (1940-52)
John Schiechl (1945-46)
RETIRED FOR TURNER

67

Ed Bradley (1950-51)
Tom Roggeman (1956-57)
Ted Karras (1960-64)
George Seals (1965-71)
Bill Line (1972)
Mike Hoban (1974)
Dan Hultz (1974)
Phil McKinnely (1982)
Tim Norman (1983-76)
John Arp (1987)
Jerry Fontenot (1989-96)
Bill Schultz (1997)
Greg Huntington (1997-99)

68

Gerald Stautberg (1951)
John Badaczewski (1953)
George Burman (1964)
Howard Mudd (1969-70)
Jim Osborne (1972-84)
Paul Blair (1986-87)
Sean McInerney (1987)
Chris Dyko (1989)
Jim Flanagan (1994)
Carl Reeves (1996-98)

69

Ralph Jecha (1955)
William Roehneit (1958-59)
Ted Wheeler (1970)
Revie Sorey (1975-82)
Stuart Rindy (1987)
Tom Myslinski (1993-94)
Vernice Smith (1993)
Octus Polk (1995-96)
Mike Gandy (2001-__)

70

Alvin Culver (1932)
Art Davis (1953-54)
Herman Lee (1958-66)
Bob Pickens (1967-68)
Kenneth Kortas (1969)

Jeff Curchin (1970-71)
Andy Rice (1972-73)
Dennis Lick (1976-81)
Henry Waechter (1982-86)
Jim Althoff (1987-88)
Troy Auzenne (1992-95)
Ken Anderson (1999)
Alfonso Boone (2001-__)

71

George Connor (1948-55)
Earl Leggett (1957-66)
Rufus Mayes (1969)
Tony McGee (1971-73)
Roger Stilwell (1975-77)
Recco Moore (1980)
Perry Hartnett (1982-83)
Jack Oliver (1987)
Caesar Rentie (1988)
James Williams (1991-__)

72

Bill Wightkin (1949-50)
Bill George (1952-65)
Ed Nickla (1959)
Jim Cadile (1962-72)
Gary Hrivnak (1973-76)
Brad Shearer (1978-80)
Jerry Doerger (1982)
John Janata (1983)
William Perry (1985-93)
Scott Adams (1995)
Jon Clark (1996-97)
Chris Maumalanga (1997)
Carl Powell (2001)

73

Bill Bishop (1952-60)
Steve Barnett (1963)
Frank Cornish (1966-69)
Steve Wright (1971)
Rich Buzin (1972)
Mike Harlenstine (1975-86)
John Wojciechowski (1987-93)
Marcus Keyes (1996)
Kevin Dogins (2001-__)

74

Herman Clark (1952-56)
Paul Lipscomb (1954)
Bob Kilcullon (1957-65)
Dan James (1967)
Wayne Mass (1968-70)
Bob Asher (1972-75)
Jerry Meyers (1976-79)
Jeff Williams (1982)
Jim Covert (1983-90)
Garland Hawkins (1995)
Jimmy Herndon (1997-2001)

75

Fred Williams (1952-62)
Riley Mattson (1965)
Dave Hale (1969-71)
Jeff Sevy (1975-78)
Henry Waechter (1982-85)
Stefan Humphries (1984-86)
Chuck Harris (1987)
John Shannon (1988-89)
Ron Mattes (1991)
Todd Perry (1993-00)

History

Jersey Numbers

76

Charles Miller (1932-37)
Milford Miller (1932)
Lester McDonald (1937-39)
Hampton Pool (1940-43)
Elmo Kelly (1944)
Bob Cross (1952-53)
Ed Meadows (1954-56)
John Mellekas (1956-60)
John Johnson (1963-68)
Bill Staley (1970-71)
Dave Gallagher (1974)
Ron Rydallch (1975-80)
Steve McMichael (1981-93)
Marcus Spears (1995-96)
Shawn Lee (1998)
Brad Culpepper (2000)

77

Red Grange (1925; 1929-34)
Link Lyman (1926-34)

RETIRED FOR GRANGE

78

Art Davis (1953-54)
Stan Jones (1954-65)
Harry Gunner (1970)
Bob Newton (1971-75)
John Ward (1976)
Greg Johnson (1977)
Keith Van Horne (1981-92)
Pat Riley (1995)
Blake Brockermeyer (1999-2001)

79

Dick Klein (1958-59)
Art Anderson (1961-62)
Dick Evey (1964-68)
John Hoffman (1971)
Lionel Antoine (1972-76)
Emanuel Zanders (1981)
Kurt Becker (1982-89)
Louis Age (1992)
Marcus Spears (1994)
Scotty Lewis (1995)
Jerry Wisne (1999-00)

80

Earl Britton (1925)
Clement Neacy (1927)
Ted Drews (1928)
Tom Heardon (1929)
John Helwig (1953-56)
Ralph Anderson (1958)
Ed Cooke (1958)
Robert Jencks (1963-65)
Jimmy Jones (1965-67)
Jon Kilgore (1968)
Jerry Simmons (1969)
Craig Cotton (1973)
Bo Rather (1974-78)
Rickey Watts (1979-83)
Tim Wrightman (1985-86)
Gary Mullen (1987)
James Thornton (1988-92)
Curtis Conway (1993-99)
Dez White (2000-__)

81

George Connor (1948-55)
Larry Brink (1954)
Doug Atkins (1955-66)
Marty Amsler (1967-68)
Mike Reppond (1973)
Clint Haselrig (1974)
Gary Butler (1975)
Bob Bruer (1976)
Chuck Bradley (1977)
Robin Earl (1977-82)
Harry Washington (1979)
Jay Saldi (1983-84)
James Maness (1985)
Lew Barnes (1986)
Don Kindt (1987)
Anthony Morgan (1991-93)
Fred Banks (1993)
Jeff Graham (1994-95)
Bobby Engram (1996-00)
Ahmad Merritt (2001-__)

82

Del Bjork (1937-38)
Ray Bray (1939-48)
Anthony Ippolito (1943)
Tom Roberts (1943-44)
Jack Hoffman (1952-56)
Dick Hensley (1953)
Maury Youmans (1960-63)
Rich Kreitling (1964)
Emilo Vallez (1968-69)
Earl Thomas (1971-73)
Matt Maslowski (1972)
Fred Pagac (1974)
Royce Berry (1976)
John Gilliam (1977)
Alan Page (1978-81)
Ken Margerum (1981-84)
Brian Glasgow (1987)
Wendell Davis (1988-93)
Nate Lewis (1994-95)
John Jackson (1996)
Fabien Bownes (1996-98)
Eddie Kennison (2000)
John Davis (2001-__)

83

Bill McGoli (1952-59)
Roger LeClerc (1960-66)
Mac Percival (1957-73)
Charles Wade (1974)
Randy Burks (1976)
Steve Rivera (1977)
Golden Richards (1978-79)
Kris Haines (1979-81)
Willie Gault (1983-87)
Lawrence White (1987)
Eric Wright (1991-92)
Terry Obee (1993)
Michael Timpson (1995-96)
Eric Smith (1997)
Macey Brooks (1999-00)
David Terrell (2001-__)

84

Gerald Weatherly (1950-52)
John Farrington (1960-63)
Ron Smith (1965-68)

Austin Denney (1967-69)
Jim Seymour (1970-72)
Richard Harris (1974-75)
Brian Baschnagel (1976-84)
Sam Bowers (1987)
Ron Morris (1987-92)
Chris Gedney (1993-96)
Kerry Cash (1996)
John Alfred (1997-00)
Fred Baxter (2001-__)

85

Bob Carey (1958)
Bill Martin (1964-65)
Duane Allen (1966-67)
Willie Holman (1968-73)
Wayne Wheeler (1974)
Steve Schubert (1975-79)
Bob Fisher (1980-81)
Dennis McKinnon (1983-89)
Todd Black (1987)
Keith Jennings (1991-97)
Alonzo Mayes (1998-2000)
Kaseem Sinceno (2000)

86

Bill Wightkin (1950-57)
Brad Rowland (1951)
Ed Meadows (1954-56)
Bob Jewett (1958)
Pete Manning (1960-61)
Gary Barnes (1964)
Lloyd Phillips (1967-69)
Jim Hester (1970)
Bob Parsons (1972-83)
Brad Anderson (1984-85)
Clay Pickering (1986)
Rick Benware (1987)
Cap Boso (1987-91)
Barry Wagner (1992)
Willie Harris (1993)
Marv Cook (1994)
Chris Penn (1997-98)
Marty Booker (1999-__)

87

Harlon Hill (1954-61)
Ed O'Bradovich (1962-71)
Steve DeLong (1972)
Tom Reynolds (1973)
Billy Newsome (1977)
Mike Cobb (1978-81)
Emery Moorehead (1981-88)
Darryl Starks (1987)
Tom Waddle (1989-94)
Greg Primus (1995)
Andre President (1995)
Bobby Neely (1996)
Ricky Proehl (1997)
D'Wayne Bates (1999-2001)

88

Gene Schroeder (1951-57)
Willard Dewveall (1959-60)
Bobby Joe Green (1962-73)
Jim Kelly (1974)
Greg Latta (1975-80)
Marcus Anderson (1981)
Brooks Williams (1981-82)

History

Jersey Numbers

Ken Knapczyk (1987)
 Glen Kozlowski (1987-92)
 Danta Whitaker (1993)
 Fabien Bownes (1995)
 Jack Jackson (1996)
 Harper Le Bel (1997)
 Marcus Robinson (1998-__)

89

John Hoffman (1949-56)
 Les Cowan (1951)
 John Aveni (1959-60)
 Mike Ditka (1961-66)
 Terry Stoepele (1967)
 Bob Wallace (1968-72)
 Mel Tom (1973-75)
 James Scott (1976-82)
 Mitch Krenk (1984)
 Keith Ortego (1985-88)
 Will Johnson (1987)
 James Coley (1990)
 Ryan Wetnight (1993-99)
 Dustin Lyman (2000-__)

90

Henry Mosley (1955)
 Al Harris (1979-87)
 Alonzo Spellman (1992-97)
 Van Tuinei (1999-01)

91

Pat Dunsmore (1983-84)
 Jay Norvell (1987)
 Fred Washington (1990)
 Kelly Blackwell (1992)
 Myron Baker (1993-95)
 Rob Davis (1996)
 John Thierry (1997-98)
 Khari Samuel (1999-2000)

92

Rob Fada (1983-84)
 Raymond Morris (1987)
 Troy Johnson (1988-89)
 Barry Minter (1993-00)
 Ted Washington (2001-__)

93

Oliver Williams (1983)
 Will Johnson (1987)
 Guy Teafatiller (1987)
 Trace Armstrong (1989-94)
 Ervin Collier (1995)
 Paul Grasmanis (1996-98)
 Phillip Daniels (2000-__)

94

Mike January (1987)
 Dick Chapura (1987-89)
 John Thierry (1994-96)
 Shane Burton (1999)
 Ty Hallock (2000)
 Keith Traylor (2001-__)

95

Richard Dent (1983-93; 1995)
 Pat Riley (1995)
 Dana Howard (1996)
 Mark Thomas (1997-98)
 Russell Davis (1999)
 Troy Wilson (2000)
 Karon Riley (2001-__)

96

Andy Frederick (1983-85)
 Keith Ortego (1985-87)
 Greg Fitzgerald (1987)
 Tim Ryan (1990-93)
 Percy Snow (1993)
 Al Fontenot (1993-96)
 Tyrone Williams (1997)
 Chris Draft (1998)
 Clyde Simmons (1999-00)

97

Bobby Bell (1987)
 Sean Smith (1987-88)
 Chris Zorich (1991-97)
 Mike Wells (1998-00)

98

Tyrone Keys (1983-85)
 Brian Glasgow (1987)
 Jon Norris (1987)
 Greg Clark (1988)
 Brent Novoselsky (1988)
 Carl Simpson (1993-97)
 Bryan Robinson (1998-__)

99

Jim Daniell (1945)
 Dan Hampton (1979-90)
 Tim Ryan (1993-94)
 Jim Flanigan (1995-00)
 Joe Tafoya (2001-__)

There are no known jersey numbers for the following players:

Richard Barker (1921)
 Bill Battles (1939)
 JA Blackburn (1923)
 JB Bonderant (1922)
 Art Bramhall (1931)
 Ed Brockman (1930)
 Lester Corzine (1938)
 JB Ferguson (1932)
 Glen Greenwood (1924)
 Charles Harley (1921)
 Frank Henry (1922-26)
 Fred Hobschild (1927)
 William Hurst (1924)
 Jerry Keefe (1920)
 W. LaForest (1920)
 Bernie Leahy (1932)
 James Leonard (1924)
 Charles Malone (1933)
 Charles Mucha (1935)
 JF O'Connell (1924)
 Nelson Rupp (1921)
 Frank Rydzewski (1923)
 Hub Shoemaker (1920-21)
 Arthur Sigmund (1923)
 Clarence Smith (1942)
 Merrill Taft (1924)
 Richard Vick (1925)
 Damon Wetzel (1935)

BEARS WITH PLAYOFF EXPERIENCE

Playoff Games	Players (starts in parentheses)
12	Keith Traylor (9)
10	Ted Washington (6)
8	Larry Whigham
7	Mike Caldwell (3), Keith McKenzie, Stanley Pritchett (4)
5	Brad Maynard, Damon Moore (5)
4	James Williams (3), Floyd Young
3	Fred Baxter (1), Chris Chandler (3), R.W. McQuarters (1)
2	Phillip Daniels (2), Daimon Shelton (1)
1	Rabih Abdullah, Jerry Azumah, Marty Booker (1), Alfonso Boone, Mike Brown (1), Luther Broughton, Rosevelt Colvin (1), John Davis (1), Kevin Dogins, Paul Edinger, Mike Green, Warrick Holdman (1), Bobbie Howard, Leon Johnson, Olin Kreutz (1), Dustin Lyman, Patrick Mannelly, Todd McMillon, Ahmad Merritt, Jim Miller (1), Bryan Robinson (1), Joe Tafoya, David Terrell (1), Anthony Thomas (1), Rex Tucker (1), Brian Urlacher (1), Chris Villarrial (1), Dez White

History

Bears All-Time Roster

This is a list of 1,202 players who have been on the Chicago Bears' active roster for at least one NFL game from 1920 through 2001.

* indicates deceased players

A

Abbey, Joe (North Texas State)	E	1948-49
Abraham, Clifton (Florida State)	CB	1996
Adamle, Mike (Northwestern)	RB	1975-76
Adams, John (Los Angeles State)	B	1959-62
Adams, Scott (Georgia)	T	1995
Adickes, John (Baylor)	C	1987-88
Adkins, Roy* (Milkin & Bethany)	G	1920-21
Age, Louis (SW Louisiana)	T	1992
Aguilar, Louie (Utah State)	P	2000
Akin, Len (Baylor)	G	1942
Albrecht, Ted (California)	T	1977-81
Allen, Duane (Santa Ana)	E	1966-67
Allen, Eddie (Pennsylvania)	FB	1947
Allen, Egypt (TCU)	DB	1987
Allen, James (Oklahoma)	RB	1998-2001
Allen, Tremayne (Florida)	TE	1997-98
Allman, Robert (Michigan State)	E	1936
Altred, John (USC)	TE	1997-2000
Althoff, Jim (Winona State)	DT	1987
Amsler, Marty (Evansville)	DE	1967-68
Anderson, Art (Idaho)	T	1961-62
Anderson, Brad (Arizona)	WR	1984-85
Anderson, Ed* (Notre Dame)	E	1923
Anderson, Henry (Northwestern)	G	1931
Anderson, Hank* (Notre Dame)	G	1922-27
Anderson, Ken (Arkansas)	DT	1999
Anderson, Marcus (Tulane)	WR	1981
Anderson, Neal (Florida)	RB	1986-93
Anderson, Ralph* (Los Angeles St.)	E	1958
Anderson, William (Compton JC)	HB	1953-54
Andrews, Tom (Louisville)	C	1984-85
Antoine, Lionel (Southern Illinois)	T	1972-77
Apolskis, Charles* (DePaul)	E	1938-39
Ardizzone, Tony (Northwestern)	C	1979
Armstrong, Trace (Florida)	DT	1989-94
Arnett, Jon (USC)	HB	1964-66
Arp, John (Lincoln)	T	1987
Artoe, Lee (California)	T	1940-43
Ashburn, Clifford (Nebraska)	T	1930
Asher, Bob (Vanderbilt)	T	1972-75
Ashmore, M. Roger* (Gonzaga)	T	1927
Aspatore, Edward* (Marquette)	T	1934
Atkins, Doug (Tennessee)	E	1955-66
Atkins, Kelvin (Illinois)	LB	1983
Austin, Ray (Tennessee)	S	1998-99
Austin, Reggie (Wake Forest)	CB	2001
Autrey, Billy (SF Austin)	C	1953
Autry, Darnell (Northwestern)	RB	1997
Auzenne, Troy (California)	T	1992-95
Avellini, Bob (Maryland)	QB	1975-84
Aveni, John (Indiana)	E	1959-60
Azumali, Jerry (New Hampshire)	CB	1999-2001

B

Babartsky, Al (Fordham)	T	1943-45
Babinecz, John (Villanova)	LB	1975
Badaczewski, J. (Western Reserve)	G	1953

Bailey, Johnny (Texas A & I)	WR	1950-91
Baisi, Al (West Virginia)	G	1940-42
Baker, Myron (Louisiana Tech)	LB	1993-95
Banks, Fred (Liberty)	WR	1993
Barker, Richard* (Iowa State)	G	1921
Barnes, Erich (Purdue)	HB	1958-60
Barnes, Gary (Clemson)	E	1964
Barnes, Joe (Texas Tech)	QB	1974
Barnes, Lew (Oregon)	WR	1986
Barnes, Marlon (Colorado)	RB	2000
Barnett, Steve (Oregon)	T	1963
Barnhardt, Tom (North Carolina)	P	1987
Bartholomew, Brent (Ohio State)	P	2000
Barwegan, Richard* (Purdue)	G	1920-52
Baschnagel, Brian (Ohio State)	WR	1976-84
Bass, Robert (Miami-FL)	LB	1995
Bassi, Dick* (Santa Clara)	G	1938-39
Bates, D'Wayne (Northwestern)	WR	1999-2001
Battles, Bill (Brown)	E	1939
Bauman, Alf (Northwestern)	T	1948-50
Bausch, Frank* (Kansas)	C	1937-40
Baxter, Fred (Auburn)	TE	2001
Baynham, Craig (Georgia Tech)	RB	1970
Becker, Dave (Iowa)	S	1980
Becker, Doug (Notre Dame)	LB	1978
Becker, Kurt (Michigan)	G	1982-89
Becker, Wayland (Marquette)	E	1934
Beil, Bob (Missouri)	LB	1987
Beil, Kay* (Washington State)	T	1937
Beil, Ricky (NC State)	CB	1997-98
Beil, Todd (Ohio State)	S	1981-84-86
Bennett, Ben (Duke)	QB	1987
Bennett, Edgar (Florida State)	RB	1968-99
Benton, Jim (Arkansas)	E	1943
Berger, Mitch (Colorado)	P	1995
Bergerson, Gilbert* (Oregon State)	G	1932-33
Berry, Connie, M. (NC State)	E	1942-46
Berry, Royce (Houston)	DE	1976
Best, Art (Kent State)	RB	1977-78
Bettis, Tom (Purdue)	LB	1963
Bettridge, John (Ohio State)	HB	1937
Bingham, Don (Sul Ross)	HB	1956
Bishop, Bill* (North Texas)	T	1952-60
Bishop, Don (Los Angeles City)	E	1959
Bivins, Charles* (Morris Brown)	HB	1960-66
Bjork, Del* (Oregon)	T	1937-38
Blackburn, JA	T	1923
Blacklock, Hugh* (Michigan State)	T	1920-25
Blackman, Lennon (Tulsa)	HB	1930
Blackwell, Kelly (TCU)	TE	1992
Blair, Paul (Oklahoma State)	T	1986-87
Blanda, George (Kentucky)	QB-K	1949-58
Blaylock, Anthony (Winston-Salem)	CB	1993
Boden, Lynn (South Dakota State)	G	1979
Bolan, George* (Purdue)	FB	1921-24
Bonderant, JB* (DePaul)	C	1922
Boniol, Chris (Louisiana Tech)	K	1999
Booker, Marty (NW Louisiana)	WR	1999-2001
Boone, Alfonso (Mt. San Ant. JC)	DT	2001
Boone, JR (Tulsa)	HB	1948-51
Bortz, Mark (Iowa)	G	1983-94
Boso, Cap (Illinois)	TE	1987-91
Bowers, Sam (Fordham)	TE	1987
Bowens, Fabien (W. Illinois)	WR	1995-98

Bears All-Time Roster

Brackett, ML (Auburn)	T	1956-57	Caroline, JC (Illinois)	HB	1956-65
Bradley, Chuck (Oregon)	TE	1977	Carter, Daryl (Wisconsin)	LB	1997
Bradley, Ed (Wake Forest)	G	1950-52	Carter, Marty (Mid Tenn. St.)	S	1995-98
Bradley, Steve (Indiana)	QB	1987	Carter, Tom (Notre Dame)	CB	1997-99
Braidwood, Charles* (Chattanooga)	E	1932	Carter, Tony (Minnesota)	RB	1994-97
Bramhall, Art (DePaul)	HB	1931	Carter, Virgil (BYU)	QB	1968-69, 76-77
Bratkowski, Zeke (Georgia)	QB	1954-57-60-72	Casares, Rick (Florida)	FB	1955-64
Bray, Ray* (Western Michigan)	G	1939-42, 46-51	Casey, Tim (Oregon)	LB	1969
Brewers, Chris (Arizona)	RB	1987	Cash, Kerry (Texas)	TE	1996
Briggs, Greg (Texas Southern)	LB	1996	Castote, Jesse (McNeese State)	HB	1956
Brink, Larry (Northern Illinois)	E	1954	Chamberlin, Guy* (Nebraska)	E	1920-21
Britton, Earl* (Illinois)	FB	1925	Chambers, Wally (E Kentucky)	DT	1973-77
Brockmeyer, Blake (Texas)	T	1999-2001	Chancey, Robert	FB	1998
Brockman, Edward (Oklahoma)	B	1930	Chapura, Dick (Missouri)	DT	1987-89
Brooks, Anthony (E. Texas St.)	WR	1993	Chesley, Al (Pittsburgh)	LB	1982
Brooks, Macey (James Madison)	WR	1999-2000	Chesney, Chester "Chet" (DePaul)	C	1939-40
Brown, Charlie (Syracuse)	DB	1966-67	Childs, Clarence (Florida A&M)	DB	1968
Brown, Ed (San Francisco)	QB	1954-61	Christian, Bob (Northwestern)	FB	1992-94
Brown, Kevin (W. Texas State)	P	1987	Cifers, Ed (Tennessee)	E	1947-48
Brown, Mike (Nebraska)	S	2001	Clark, Darryl (Texas)	RB	1987
Brown, William (Illinois)	FB	1961	Clark, Gail (Michigan State)	LB	1973
Bruer, Bob (Mankato State)	TE	1976	Clark, Greg (Arizona State)	LB	1988
Brumbaugh, Carl* (Florida)	QB	1930-37	Clark, Harry (West Virginia)	HB	1940-43
Brupbacher, Ross (Texas A&M)	LB	1970-73	Clark, Herman* (Oregon State)	G	1952-56
Bryan, Johnny* (Chicago)	HB	1922-25	Clark, Jon (Temple)	T	1996-97
Bryant, Waymond (Tennessee St.)	LB	1974-77	Clark, Phil (Northwestern)	DB	1970
Buck, Arthur (John Carroll)	HB	1941	Clarkson, Stuart* (Texas A&I)	G	1942, 46-50
Buckler, William "Bill" (Alabama)	G	1926-31	Clemmons, Craig (Iowa)	S	1972-77
Bufone, Doug (Louisville)	LB	1966-79	Coady, Rich (Memphis State)	C/E	1970-74
Buford, Maury (Texas Tech)	P	1985-86, 89-91	Cobb, Mike (Michigan State)	TE	1978-81
Bulvid, Ray* (Marquette)	QB-HB	1937-38	Cobb, Trevor (Rice)	RB	1994
Bukich, Rudy (USC)	QB	1958-59, 62-68	Cody, Ed (Purdue)*	FB	1949-50
Bull, Ronnie (Baylor)	B	1962-70	Cole, Angelo (USC)	HB	1960-63
Burdick, Lloyd* (Illinois)	T	1931-32	Cole, Emerson (Toledo)	FB	1952
Burgeis, Glenn (Tulsa)	T	1945	Cole, Linzy (TCU)	WR	1970
Burger, Todd (Penn State)	G	1993-97	Coley, James (Clemson)	TE	1990
Burks, Randy (SE Oklahoma St.)	WR	1976	Collier, Ervin (Florida A & M)	DT	1995
Burman, George (Northwestern)	T	1964	Collins, Andre (Penn State)	LB	1998
Burns, Keith (Oklahoma State)	LB	1999	Colvin, Rossyolt (Purdue)	LB	1999-2001
Burton, James (Fresno State)	CB	1994-97	Concannon, Jack (Boston College)	QB	1967-71
Burton, Shane (Tennessee)	DT	1999	Conkright, Bill* (Oklahoma)	C	1937-38
Buss, Arthur (Michigan State)	T	1934-35	Connor, George (Notre Dame)	T	1948-55
Bussey, Young* (LSU)	QB	1940-41	Conway, Curtis (USC)	WR	1993-99
Butkus, Dick (Illinois)	LB	1965-73	Conzelman, Jim* (Washington)	HB	1920
Butler, Gary (Rice)	TE	1975	Cook, Marv (Iowa)	TE	1994
Butler, Kevin (Georgia)	K	1985-95	Cooke, Ed (Maryland)	E	1958
Butterfield, Mark (Stanford)	QB	1996	Copeland, Ron* (UCLA)	WR	1969
Buzin, Rich (Penn State)	T	1972	Corbett, George* (Milikin)	HB	1932-38
• C •			Cornish, Frank (Grambling)	DT	1966-70
Cabral, Brian (Colorado)	LB	1981-85	Corzine, Lester (Davis & Elkins)	HB	1938
Cadile, James (San Jose State)	G	1962-72	Cotton, Craig (Youngstown)	TE	1973
Caffey, Lee Roy* (Texas A&M)	LB	1970	Cousin, Terry (South Carolina)	CB	1997-99
Cain, Joe (Oregon Tech)	LB	1993-96	Covert, Jim (Pittsburgh)	T	1983-90
Calland, Lee (Louisville)	CB	1969	Cowan, Les (McMurry)	T	1951
Cameron, Jack (Winston-Salem)	WR	1984	Cox, Bryan (W. Illinois)	LB	1996-97
Campana, Al (Youngstown)	HB	1950-53	Cox, Ron (Fresno State)	LB	1990-95, '97
Campbell, Gary (Colorado)	LB	1977-83	Crawford, Fred (Duke)	T	1934-35
Campbell, Leon (Arkansas)	FB	1952-54	Crawford, James "Mush" (Illinois)	G	1925
Canady, James (Texas)	HB	1948-49	Croft, Abe* (SMU)	E	1944-45
Carner, Mark (USC)	S	1990-96	Croftcheck, Don (Indiana)	G	1967
Carey, Bob* (Michigan State)	E	1958	Cross, Bob* (SF Austin State)	T	1952-53
Carl, Harland (Wisconsin)	HB	1956	Culpepper, Brad (Florida)	DT	2000
Carlson, Jules "Zuck" (Oregon St.)	G	1929-36	Culver, Alvin (Notre Dame)	T	1932
			Cunningham, Harold (Ohio State)	E	1929
			Curchin, Jeff (Florida State)	T	1970-71

History

Bears All-Time Roster

• D •

Daffer, Ted (Tennessee)	E	1954
Damore, John (Northwestern)	C	1957-58
Daniell, Jim (Ohio State)	T	1945
Daniels, Dick (Pacific-Oregon)	S	1969-70
Daniels, Phillip (Georgia)	DE	2000-01
Davis, Art (Alabama State)	T	1953-54
Davis, Fred (Alabama)	T	1946-51
Davis, Harper (Old Miss)	HB	1950
Davis, John (Emporia State)	TE	2001
Davis, John (Missouri)	DB	1970
Davis, Rob (Shippensburg - PA)	DT-LS	1996
Davis, Roger (Syracuse)	G	1960-63
Davis, Russell (North Carolina)	DE	1999
Davis, Wendell (LSU)	WR	1988-93
Dean, Fred (Texas Southern)	G	1977
DeCorrevont, Bill* (Northwestern)	HB	1948-49
DeLong, Steve (Tennessee)	DE	1972
Deloplain, Jack (Salem)	RB	1979
Dempsey, Frank (Florida)	G	1950-53
Denney, Austin (Tennessee)	E	1967-69
Denson, Aulry (Notre Dame)	RB	2001
Dent, Richard (Tennessee St.)	DE	1983-93; 95
Devlin, Chris (Penn State)	LB	1978
Dewveall, Willard (SMU)	E	1959-60
Digris, Bernie (Holy Cross)	T	1943
Dimancheff, Boris "Babe" (Purdue)	HB	1952
Ditka, Mike (Pittsburgh)	TE	1961-66
Dodd, Al (NW Louisiana)	DB	1967
Doehring, John "Bull"	FB	1932-37
Doerger, Jerry (Wisconsin)	T	1962
Dogans, Kevin (Texas A&M-King)	C	2001
Donchez, Tom (Penn State)	RB	1975
Dooley, Jim (Miami Florida)	E	52-54-56-57-59-62
Dottley, John (Mississippi)	FB	1951-53
Douglas, Merrill (Utah)	FB	1958-60
Douglass, Bobby (Kansas)	QB	1969-75
Douglass, Maurice (Kentucky)	DB	1986-93
Douthitt, Earl (Iowa)	S	1975
Dowden, Corey (Tulane)	CB	1997
Draft, Chris (Stanford)	LB	1998
Dragos, Scott (Boston College)	FB/TE	2000-01
Dreher, Ferd (Denver)	E	1938
Dressen, Charley*	QB	1920
Drews, Ted (Princeton)	E	1928
Dreyer, Wally (Wisconsin)	HB	1949
Driscoll, Paddy* (Northwestern)	HB	1920, 26-29
Drulis, Chuck* (Temple)	G	1942, 45-50
Drury, Lyle (St. Louis)	E	1930-31
Drzewiecki, Ron (Marquette)	HB	1955, 57
Duarte, George (N. Arizona)	CB	1987
Duerson, Dave (Notre Dame)	S	1983-89
Dugger, Jack (Ohio State)	E	1949
Dulaney, Mike (North Carolina)	RB	1995-97
Dunlap, Bob (Oklahoma)	QB	1935
Dunsmore, Pat (Drake)	TE	1983-84
Dyko, Chris (Washington St.)	T	1989

• E •

Earl, Robin (Washington)	RB-TE	1977-82
Ecker, Ed* (John Carroll)	T	1947
Edinger, Paul (Michigan State)	K	2000-01
Edwards, Cid (Tennessee State)	RB	1975

Eilers, Pat (Notre Dame)	S	1995
Elis, Allan (UCLA)	CB	73-77; 79-80
Elmes, Leland* (Bradley)	QB	1529
Ely, Harold (Iowa)*	G	1932
Ely, Larry (Iowa)	LB	1975
Engelbreten, Paul* (Northwestern)	G	1932
Englund, Harry	E	1920-23
Engram, Bobby (Penn State)	WR	1996-2000
Enis, Curtis (Penn State)	RB	1998-2000
Epps, Tory (Memphis State)	DT	1993-94
Erickson, Harold* (Wash. & Jeff.)	HB	1925
Evans, Earl (Harvard)	T	1926-29
Evans, Fred (Notre Dame)	HB	1948
Evans, Vince (USC)	QB	1977-83
Evey, Dick (Tennessee)	T	1984-69

• F •

Fada, Rob (Pittsburgh)	G	1983-84
Fain, Richard (Florida)	CB	1992
Falkenberg, Herb* (Trinity)	FB	1952
Famiglietti, Gary* (Boston U.)	FB	1938-45
Fanning, Stan (Idaho)	TE	1960-62
Farmer, George (UCLA)	WR	1970-75
Farrington, John* (Prairie View)	E	1960-63
Farris, Tom (Wisconsin)	QB	1948-47
Feathers, Beattie* (Tennessee)	HB	1934-37
Febel, Fritz* (Purdue)	G	1935
Federovich, John (Davis & Elkins)	T	1941-42
Feichtinger, Andy*	E	1920-21
Fencik, Gary (Yale)	S	1975-87
Fenimore, Bob (Oklahoma A&M)	HB	1947
Ferguson, JB	T	1932
Ferguson, Jim (South Carolina)	C/LB	1969
Fetz, Gus*	FB	1923
Figner, George (Colorado)	HB	1953
Finzer, Dave (DePaul)	P	1984
Fisher, Bob (SMU)	TE	1980-81
Fisher, Jeff (USC)	CB	1981-84
Fitzgerald, Greg (Iowa)	DT	1987
Flaherty, Pat* (Princeton)	E	1923
Flanagan, Dick (Ohio State)	G	1948-49
Flanagan, Latham (Carnegie Tech)	E	1931
Flanigan, Jim (Notre Dame)	DT	1994-2000
Fleckenstein, Bill (Iowa)	G	1925-30
Floyd, Bobby Jack (TCU)	FB	1953
Flutie, Doug (Boston College)	QB	1986
Fontenot, Al (Baylor)	DE	1993-96
Fontenot, Jerry (Texas A&M)	G	1989-96
Forbes, Marlon (Penn State)	S	1995-98
Ford, Charlie (Houston)	CB	1971-73
Fordham, Jim* (Georgia)	FB	1944-45
Forrest, Tom (Cincinnati)	G	1974
Forte, Aldo (Montana State)	G	1939-42
Fortmann, Dan* (Colgate)	G	1936-43
Fortunato, Joe (Mississippi State)	LB	1955-66
Francis, Sam (Nebraska)	FB	1937-38
Franklin, Paul* (Franklin)	E	1930-34
Frazier, Leslie (Alcorn State)	CB	1981-85
Frederick, Andy (New Mexico)	T	1983-85
Frump, Milton (Ohio Wesleyan)	G	1930
Fuller, Steve (Clemson)	QB	1984-86
Furrer, Will (Virginia Tech)	QB	1992

Bears All-Time Roster

• G •

Gagnon, Dave (Ferns State)	RB	1974
Gaines, Wentford (Cincinnati)	CB	1978-80
Galimore, Willie* (Florida A&M)	HB	1957-63
Gallagher, Dave (Michigan)	DE	1974
Gallameau, Hugh (Stanford)*	HB	1941-42, 45-47
Gardocki, Chris (Clemson)	P/K	1991-94
Garrett, Carl (New Mexico Highlands)	RB	1973-74
Garrett, T. (Oklahoma A&M)	C	1947-48
Garrett, WD (Mississippi State)	T	1950
Garvey, A. "Hec" (Notre Dame)	E	1922-25
Garvey, Ed* (Notre Dame)	HB	1925
Gault, Willie (Tennessee)	WR	1983-87
Gayle, Shaun (Ohio State)	S	1984-94
Gedney, Chris (Syracuse)	TE	1993-96
Gentry, Curtiss (Maryland State)	DB	1966-68
Gentry, Dennis (Baylor)	WR	1982-92
George, Bill* (Wake Forest)	G/LB	1952-65
Gepford, Sid* (Milikin & Bethany)	B	1920
Gersbach, Carl (West Chester St.)	LB	1975
Geyer, Bill (Colgate)	HB	1942-43, 46
Gibron, Abe (Purdue)	G	1958-59
Gilbert, Kline* (Mississippi)	T	1953-57
Gilliam, John (South Carolina St.)	WR	1977
Glasgow, Brian (N Illinois)	TE	1987
Glenn, Bill* (E Illinois)	QB	1944
Glueck, Larry (Villanova)	B	1963-65
Goebel, Paul (Michigan)	E	1925
Goodnight, Owen* (Hardin-Sims)	QB	1946
Gordon, Dick (Michigan State)	WR	1965-71
Gordon, Lou* (Illinois)	T	1938
Gorgal, Ken (Purdue)	HB	1955-56
Gowins, Brian (Northwestern)	K	1999
Grabowski, Jim (Illinois)	RB	1971
Graham, Conrad (Tennessee)	DB	1973
Graham, Jeff (Ohio State)	WR	1994-95
Grandberry, Ken (Wash. St.)	RB	1974
Grange, Garland "Gardie" (Illinois)	E	1929-31
Grange, Harold "Red" (Illinois)	HB	1925, 29-34
Grasmanis, Paul (Notre Dame)	DT	1996-98
Gray, Chris (Auburn)	G	1997
Green, Bobby Joe* (Florida)	P	1962-73
Green, Mark (Notre Dame)	RB	1989-92
Green, Mike (Northwestern St.)	S	2000-01
Green, Robert (William & Mary)	RB	1993-96
Greenwood, Glen* (Iowa)	HB	1924
Grim, Bob (Oregon State)	WR	1975
Grosvenor, George (Colorado)	HB	1935-36
Grygo, Al* (South Carolina)	HB	1944-45
Gudauskas, Pete (Murray State)	G	1943-44
Gulyanics, George* (Ellisville JC)	HB	1947-55
Gunn, Jimmy (USC)	LB	1970-75
Gunner, Harry (Oregon State)	DE	1970

• H •

Haddon, Aldous (Wash. & Jeff.)	B	1928
Haines, Kris (Notre Dame)	WR	1979-81
Halas, George* (Illinois)	E	1920-29
Hale, Dave (Ottawa)	DE	1969-71
Hall, Lemanski (Alabama)	LB	1998
Hallock, Ty (Michigan State)	FB	1998-99
Haluska, Jim (Wisconsin)	HB	1956
Hamity, Lewis (Chicago)	HB	1941

Hamlin, Gene (Western Michigan)	C	1971
Hammond, Henry (Southwestern)	E	1937
Hampton, Dan (Arkansas)	DE	1979-90
Hanke, Carl* (Minnesota)	E	1922
Hannry, Frank* (Indiana)	G	1922-26
Hansen, Clifford (Luther)	HB	1933
Hansen, Wayne* (Texas Western)	C	1950-59
Harbaugh, Jim (Michigan)	QB	1987-93
Hardy, Cliff (Michigan State)	CB	1971
Hardy, John (California)	DB	1991
Harley, Charles "Chic" (Ohio State)	RB	1921
Harmon, Ronnie (Iowa)	RB	1997
Harper, LaSalle (Arkansas)	LB	1989
Harper, Roland (Louisiana Tech)	RB	75-78, 80-82
Harris, Al (Arizona State)	DE	1979-84, 86-87
Harris, Chuck (West Virginia)	T	1987
Harris, Frank (NC State)	RB	1987
Harris, Rayment (Ohio State)	RB	1994-97
Harris, Richard (Grambling)	DE	1974-75
Harris, Sean (Arizona)	LB	1995-2000
Harris, Walt (Mississippi State)	CB	1996-2001
Harms, Willie (Mississippi State)	WR	1993
Harrison, Jim (Missouri)	RB	1971-74
Hart, Tommy (Morris Brown)	DE	1978-79
Hartestine, Mike (Penn State)	DE	1975-86
Hartman, Fred (Rice)	T	1947
Hartnett, Perry (SMU)	G	1982-83
Hartsell, Mark (Boston College)	QB	2000
Haselrig, Clint (Michigan)	WR	1974
Hatley, John (Sul Ross)	G	1953
Hawkins, Garland (Syracuse)	DE	1995
Hazelton, Major (Florida A&M)	DB	1968-69
Healey, Ed* (Dartmouth)	T	1922-27
Healy, Don (Maryland)	G	1958-59
Heardon, Tom* (Notre Dame)	QB	1929
Heck, Andy (Notre Dame)	T	1994-98
Heileman, Charles* (Iowa State)	E	1939
Heimuli, Lakei (BYU)	RB	1987
Helwig, John* (Notre Dame)	G	1953-56
Hempel, Bill (Carroll)	T	1942
Henderson, Reuben (San Diego St.)	CB	1981-82
Hensley, Dick (Kentucky)	E	1953
Hemdon, Jimmy (Houston)	T	1997-2001
Herron, Bruce (New Mexico)	LB	1978-82
Hester, Jim (North Dakota)	TE	1970
Hewitt, Bill* (Michigan)	E	1932-36
Heyward, Craig (Pittsburgh)	FB	1993
Hibbs, Jesse (USC)	T	1931
Hicks, Michael (S. Carolina St.)	RB	1996-97
Hicks, Tom (Illinois)	LB	1976-80
High, Lennie	HB	1920
Hiles, Van (Kentucky)	S	1997
Hilgenberg, Jay (Iowa)	C	1981-91
Hill, Harlon (Florence St. Chrs)	E	1954-61
Hill, Ike (Catawba)	WR	1973-74
Hilliard, Randy (NW Louisiana)	CB	1998
Hintz, Mike (Wis-Platteville)	DB	1987
Hoban, Mike (Michigan)	G	1974
Hobscheid, Fred* (Chicago)	G	1927
Hodgins, Norm (LSU)	S	1974
Hoffman, Jack (Xavier)	E	1952-56
Hoffman, John (Hawaii)	DE	1971
Hoffman, John* (Arkansas)	E	1949-56
Hoge, Merrill (Idaho)	RB	1994

Holensee, Mike (Minnesota)	QB	1987
Hoke, Jonathan (Ball State)	CB	1980
Holdman, Warrick (Texas A&M)	LB	1989-2001
Holloway, Glen (N Texas State)	G	1970-73
Holman, Willie (South Carolina St.)	DE	1968-73
Holmer, Walter* (Northwestern)	FB	1929-30
Holmes, Jaret (Auburn)	K	1999
Holovac, Mike (Boston College)	FB	1947-48
Hoptowit, Al (Washington State)	T	1941-45
Horan, Mike (Long Beach State)	P	1998
Horton, Larry (Iowa)	DT	1972-73
Howard, Bobbie (Notre Dame)	LB	2001
Howard, Dana (Illinois)	LB	1996
Rowley, Charles (West Virginia)	C	1958-59
Hrvnak, Gary (Purdue)	DT	1973-76
Huarte, John (Notre Dame)	QB	1972
Huerta, Carlos (Miami-FL)	K	1996
Hudson, Chns (Colorado)	S	1999
Huff, Gary (Florida State)	QB	1973-76
Huffine, Ken* (Purdue)	FB	1921
Hugasian, Harry (Stanford)	HB	1955
Hughes, Billy* (Texas)	C	1940-41
Hughes, Tyrone (Nebraska)	PR/KR	1997
Hull, Mike (USC)	FB	1968-70
Hultz, Don (Southern Miss.)	DT	1974
Humphries, Stefan (Michigan)	G	1984-86
Hunsinger, Chuck (Florida)	HB	1950-52
Hunt, Jackie (Marshall)	HB	1945
Huntington, Greg (Penn State)	G	1997-99
Hurst, William (Oregon)	RB	1924
Hutchison, Anthony (Texas Tech)	GB	1983-84
Huther, Bruce (New Hampshire)	LB	1982
Hyche, Steve (Livingston)	LB	1988
Hyland, Bob (Boston College)	C	1970

Ingwerson, Burt* (Illinois)	G	1920-21
Ippolito, Anthony* (Purdue)	G	1943
Ireland, Darwin (Arkansas)	LB	1994-95
Ivlow, John (Colorado State)	RB	1993

Jackson, Bobby (Alabama)	HB	1961
Jackson, Jack (Florida)	WR	1995-96
Jackson, John (USC)	WR	1996
Jackson, Noah (Tampa)	G	1975-83
Jackson, Randy (Florida)	T	1967-74
Jackson, Vestlee (Washington)	CB	1986-90
Jaeger, Jeff (Washington)	K	1996-99
Jagade, Chick* (Indiana)	FB	1954-55
James, Dan (Ohio State)	T	1967
Janata, John (Illinois)	T	1963
Janet, Ernie (Washington)	G	1972-74
January, Mike (Texas)	LB	1987
Jarmoluk, Mike (Temple)	T	1946-47
Jeicha, Ralph (Northwestern)	G	1955
Jeffries, Eric (Texas)	CB	1987
Jencks, Robert (Miami, OH)	E	1963-64
Jennings, Keith (Clemson)	TE	1991-92
Jensvold, Leo* (Iowa)	QB	1931
Jeter, Bob (Iowa)	CB	1971-73
Jeter, Perry (California Poly Tech)	RB	1956-57
Jewett, Bob (Michigan State)	E	1958
Jipsett, Dan (Harvard)	T	1976-82

Joesting, Herb (Minnesota)	FB	1931-32
Johnson, Albert (Kentucky)	FB	1938
Johnson, Anthony (Notre Dame)	RB	1995
Johnson, Bill* (SMU)	G	1946-47
Johnson, Greg (Florida State)	DT	1977
Johnson, Jack (Miami)	B	1957-59
Johnson, John (Indiana)	T	1963-68
Johnson, Keshon (Arizona)	CB	1993-95
Johnson, Leo (Milikin)	HB	1920
Johnson, Leon (North Carolina)	RB	2001
Johnson, OG*	FB	1924
Johnson, Pete (VMJ)	B	1959
Johnson, Troy (Oklahoma)	LB	1988-89
Johnson, Will (NE Louisiana)	LB	1987
Johns, Luke* (Northwestern)	E	1929-37
Jones, Bob (San Diego State)	E	1967
Jones, Dante (Oklahoma)	LB	1988-94
Jones, Edgar (Pittsburgh)	HB	1945
Jones, Greg (Colorado)	LB	2001
Jones, Jermaine (Northwestern St.)	CB	1999
Jones, Jerry* (Notre Dame)	G	1920-21
Jones, Jimmy (Wisconsin)	E	1965-67
Jones, Stan (Maryland)	T	1954-65
Jordan, Donald (Houston)	RB	1984
Joseph, Dwayne (Syracuse)	CB	1995-96
Juenger, Dave (Ohio U.)	WR	1973
Jurkovic, Mirko (Notre Dame)	G	1992

Karr, William* (West Virginia)	E	1933-38
Karras, Ted (Indiana)	G	1960-64
Karwales, Jack (Michigan)	E	1946-47
Kassel, Chuck* (Illinois)	E	1927
Kavanaugh, Ken (LSU)	E	40-41; 45-50
Kawal, Ed* (Illinois)	C	1931-36
Keane, Jim (Iowa State)	E	1946-51
Keefe, Jerry* (Notre Dame)	G	1920
Kelly, Elmo (Wichita U.)	E	1944
Kelly, Jim (Tennessee State)	TE	1974
Kendricks, Jim (Texas A&M)	T	1924-24
Kennison, Eddie (LSU)	WR	2000
Keransotis, Nick (St. Ambrose)*	G	1942-44
Keyes, Marcus (North Alabama)	DT	1996-97
Keys, Tyrone (Mississippi St.)	DE	1963-85
Kiesling, Walter* (St. Thomas)	G	1934
Kilcullen, Bob (Texas Tech)	T	1957-65
King, Algore, Jon (Auburn)	P	1968
Kindt, Don (Wisconsin)*	HB	1947-55
Kindt, Don Jr. (Wis-LaCrosse)	TE	1987
King, Ralph (Chicago)	T	1925
Knney, Steve (Utah State)	T	1973-74
Kirk, Ken (Mississippi)	C	1960
Kissell, Adolph (Boston College)	FB	1942
Kiwittter, Dick* (S. Dakota State)	C	1956-57
Klein, Dick (Iowa)	T	1958-59
Knapczyk, Ken (Northern Iowa)	WR	1987
Knopp, Oscar* (Illinois)	FB	1923-28
Knox, Bill (Purdue)	DB	1974-76
Knox, Ron (UCLA)	QB	1957
Koehler, Robert* (Northwestern)	FB	1920-21
Korman, Ed* (Temple)	T	1940-44
Konovsky, Bob* (Wisconsin)	G	1960
Kopcha, Joe* (Chattanooga)	G	1924-35
Kortas, Kenneth (Louisville)	T	1999

• M •

Kosins, Gary (Dayton)	RB	1972-74
Kozlowski, Glen (BYU)	WR	1987-92
Kramer, Erik (NC State)	QB	1994-98
Kreamcheck, John (Wm. & Mary)	T	1953-55
Kreitling, Rich (Illinois)	E	1964
Kreiwald, Doug (West Texas State)	G	1967-68
Krenk, Mitch (Nebraska)	TE	1984
Kreutz, Olin (Washington)	C	1998-2001
Krieg, Dave (Milton College -WI)	QB	1996
Krumm, Todd (Michigan State)	S	1988
Kuechenberg, Rudy (Indiana)	LB	1967-69
Kunz, Lee (Nebraska)	LB	1979-81
Kurek, Ralph (Wisconsin)	FB	1965-70

• L •

LaFleur, Joe* (Marquette)	FB	1922-24
LaForest, W*	FB	1920
Lahar, Harold (Oklahoma)	G	1941; 1945
Lamb, Walter (Oklahoma)	E	1946
Landry, Greg (Massachusetts)	QB	1984
Lanum, R. "Jake" (Ill. & Millikin)	QB	1920-24
Larson, Fred* (Notre Dame)	C	1922
Lashar, Tim (Oklahoma)	K	1987
Lasker, Greg (Arkansas)	S	1988
Latta, Greg* (Morgan State)	TE	1975-80
Lawler, Allen (Texas)	HB	1948
Lawson, Roger (W. Michigan)	RB	1972-73
Layne, Bobby* (Texas)	QB	1948
Leahy, Bernie (Notre Dame)	HB	1932
Leclerc, Roger (Trinity)	K/LB	1960-66
Le Bel, Harper (Colorado State)	LS	1997
Lee, Buddy (LSU)	QB	1971
Lee, Herman* (Florida A&M)	T	1958-66
Lee, Shawn (North Alabama)	DE	1998
Leeuwenburg, Jay (Colorado)	G	1992-95
Leeuwenburg, Rich (Stanford)	T	1965
Leggett, Earl (LSU)	T	1957-65
Lemon, Clifford* (Centre)	T	1926
Leonard, James (Colgate)	T	1924
Lesane, James (Virginia)	HB	1952-53
Lewis, Darren (Texas A & M)	RB	1991-93
Lewis, Nate (Oregon Tech)	WR	1994-95
Lewis, Scotty (Baylor)	DT	1995
Lick, Dennis (Wisconsin)	T	1976-81
Lincoln, Jeremy (Tennessee)	CB	1992-95
Line, Bill (SMU)	DT	1972
Lintzerich, Joseph* (St. Louis)	FB	1930-31
Lipscomb, Paul* (Tennessee)	T	1954
Lisch, Rusty (Notre Dame)	QB	1984
Livers, Virgil (W. Kentucky)	CB	1975-79
Livingston, Andy (Phoenix JC)	B	1964-65
Livingston, Howie* (Fullerton JC)	DB	1953
Logan, James (Indiana)	G	1942-43
Long, Harvey (Detroit)	T	1929
Long, Johnny* (Colgate)	QB	1944-45
Lowe, Lloyd (North Texas State)	HB	1953-54
Lowery, Michael (Mississippi)	LB	1996-97
Luckman, Sid (Columbia)*	QB	1939-50
Lujack, Johnny (Notre Dame)	QB	1948-51
Ludy, Dennis (Northwestern)	RB	1995
Lusby, Vaughn (Arkansas)	CB	1980
Lyle, Garry (G. Washington)	CB	1968-74
Lyman, Dustin (Wake Forest)	TE	2000-01
Lyman, Roy "Link" (Nebraska)	T	26-28, 30-31; 33-34
Lynch, Lorenzo (Cal St.-Sac.)	DB	1987-89
Lyon, George (Kansas State)	T	1929

MacLeod, Robert (Dartmouth)	HB	1939-40
Macon, Ed (College of Pacific)	HB	1952-53
MacWherter, Kile* (Bethany)	FB	1920
Magnani, Dante* (St. Mary's)	HB	1943; 46, 49
Maillard, Ralph (Creighton)	T	1929
Malone, Charles (Texas A&M)	E	1933
Manders, Jack* (Minnesota)	HB	1933-40
Maness, James (TCU)	WR	1985
Mangum, John (Alabama)	S	1990-98
Maniaci, Joe* (Fordham)	RB	1938-41
Mannely, Patrick (Duke)	TE	1995-2001
Manning, Pete (Wake Forest)	E	1960-61
Manske, Edgar (Northwestern)	E	1937-40
Marconi, Joe* (West Virginia)	FB	1962-66
Margarita, Bob (Brown)	HB	1944-46
Margerum, Ken (Stanford)	WR	81-83; 85-86
Marshall, Anthony (LSU)	DB	1994-97
Marshall, Wilber (Florida)	LB	1984-87
Martin, Bill (Georgia Tech)	E	1964-65
Martin, Billy* (Minnesota)	HB	1962-64
Martin, Chris (Northwestern)	CB	1996
Martin, Dave (Notre Dame)	LB	1969
Martin, Frank (Alabama)	HB	1941
Martimovich, P. (College of Pacific)	G	1940
Masowski, Matt (San Diego U.)	WR	1972
Mass, Wayne (Clemson)	OT	1968-70
Masters, Bob* (Baylor)	FB	1943-44
Masterson, Bernie* (Nebraska)	QB	1934-40
Masterson, Forest (Iowa)	C	1945
Mastrogany, Gus* (Iowa)	E	1931
Matheson, Jack* (W. Michigan)	E	1947
Mattes, Ron (Virginia)	T	1991
Matthews, Shane (Florida)	QB	93-96, 99-2001
Mattson, Riley (Oregon)	T	1965
Matuza, Al (Georgetown)	C	1941-44
Maumalanga, Chris (Kansas)	DT	1997
May, Chester*	G	1920
May, Walter O. "Red"	G	1920
Mayes, Alonzo (Oklahoma State)	TE	1998-2000
Mayes, Rufus (Ohio State)	T	1969
Maynard, Brad (Ball State)	P	2001
Maznicki, F. (Boston College)	HB	1942-43
McAfee, George (Duke)	HB	1940-41; 45-50
McClendon, Willie (Georgia)	RB	1979-82
McColl, Bill (Stanford)	E	1952-59
McCray, Bruce (W. Illinois)	CB	1987
McDonald, Lester* (Nebraska)	E	1937-39
McDonald, Rico (Pitt)	LB	1998-99
McElroy, Ray (Eastern Illinois)	S	2000
McElwain, Bill (Northwestern)	HB	1925
McEnulty, Doug (Wichita)	FB	1943-44
McGee, Tony (Bishop College)	DE	1971-73
McGuire, Gene (Notre Dame)	C	1993
McInerney, Sean (Frostburg State)	DT	1987
McKinnely, Phil (UCLA)	T	1982
McKinney, Bill (West Texas)	LB	1972
McKinnon, Dennis (Florida State)	WR	83-85; 87-89
McLean, Ray* (St. Anselm)	HB	1940-47
McMahon, Jim (BYU)	QB	1982-88
McMichael, Steve (Texas)	DT	1981-93
McMillen, Jim* (Illinois)	G	1924-29
McMillon, Todd (N. Arizona)	CB	2000-01

McMullen, Daniel* (Nebraska)	G	1930-31
McMurtry, Greg (Michigan)	WR	1994
McNown, Cade (UCLA)	QB	1999-2000
McPherson, Forrest (Nebraska)	G	1935
McQuarters, R.W. (Oklahoma St.)	CB	2000-01
McRae, Bennie (Michigan)	HB	1962-70
McRae, Franklin (Tenn. State)	DT	1967

McMullen, Daniel* (Nebraska)	G	1930-31
McMurry, Greg (Michigan)	WR	1994
McNown, Cade (UCLA)	QB	1999-2000
McPherson, Forrest (Nebraska)	G	1935
McQuarters, R.W. (Oklahoma St.)	CB	2000-01
McRae, Bennie (Michigan)	HB	1962-70
McRae, Franklin (Tenn. State)	DT	1967
Meadows, Ed* (Duke)	E	1954-56
Mellekas, John (Arizona)	T	1955-61
Merkel, Monte (Kansas)	G	1942-43
Merrill, Mark (Minnesota)	LB	1979
Merrill, Than (Vale)	LB	2001
Merritt, Ahmad (Wisconsin)	WR	2001
Meyers, Denny* (Iowa)	T	1931
Meyers, Jerry (N Illinois)	DL	1976-79
Michaels, Edward* (Villanova)	G	1935
Mihal, Joe* (Purdue)	T	1940-41
Milburn, Glyn (Stanford)	RB/KR	1998-2001
Miller, Charles "Cokie" (Purdue)	C	1932-37
Miller, Jim (Michigan State)	QB	1998-2001
Miller, Milford (Chadron)	T	1932
Miner, Bill (Duke)	G	1947-49
Milton, Eldridge (Clemson)	LB	1987
Miniefield, Kevin (Arizona State)	CB	1993-96
Minini, Frank (San Jose State)	HB	1947-49
Minter, Barry (Tulsa)	LB	1993-2000
Mintun, John F. "Jake"	C	1921-22
Mirer, Rick (Notre Dame)	QB	1997
Mitchell, Charley (Tulsa)	HB	1945
Mohardt, John* (Notre Dame)	HB	1925
Mohawes, Keith* (Monmouth)	HB	1931-37
Montgomery, Randy (Weber State)	CB	1974
Montgomery, Ross (TCU)	FB	1969-70
Mooney, Jim* (Georgetown)	E	1935
Mooney, Tip* (Ablene Christian)	HB	1944-46
Moore, Albert (Northwestern)	QB	1932
Moore, Jerry (Arkansas)	S	1971-72
Moore, Joe (Missouri)	RB	1971-72
Moore, McNeil (San Houston)	HB	1954-56
Moore, Rocco (Western Michigan)	G	1980
Moorehead, Emery (Colorado)	TE	1981-88
Moreno, Moses (Colorado State)	QB	1998
Morgan, Anthony (Tennessee)	WR	1991-93
Morgan, Mike (Wisconsin)	RB	1978
Morris, Byron "Bam" (Texas Tech)	RB	1998
Morris, Francis (Boston U.)	HB	1942
Morris, Johnny (Santa Barbara)	FL	1958-67
Morris, Jon (Holy Cross)	C	1978
Morris, Larry (Georgia Tech)	LB	1959-65
Morris, Ray (UTEP)	LB	1987
Morris, Ron (SMU)	WR	1987-92
Morrison, Fred (Ohio State)	FB	1950-53
Morrissey, Jim (Michigan State)	LB	1985-93
Morton, John (Missouri)	HB	1945
Moser, Robert* (Pacific)	C	1951-53
Mosley, Anthony (Fresno State)	RB	1987
Mosley, Henry (Morris Brown)	HB	1955
Mucha, Charles (Washington)	G	1935
Mucha, Rudy (Washington)	G	1945-46
Muckenstern, Jerry (Arkansas St.)	LB	1976-82
Mudd, Howard (Hillsdale)	G	1969-70
Mullen, Verne* (Illinois)	E	1923-25
Mullins, Don R. (Houston)	HB	1961-62
Mullins, Noah (Kentucky)	HB	1945-46

Mundee, Fred (Notre Dame)	C	1943-45
Murray, Richard* (Marquette)	J	1924
Murry, Don* (Wisconsin)	T	1924-31
Musso, George* (Milikin)	G	1933-44
Musso, Johnny (Alabama)	RB	1975-77
Myster, Brad (Stanford)	FB	1985-92
Myzlsinski, Tom (Tennessee)	OL	1993-94

• N •

Nagurski, Bronko* (Minnesota)	FB	1930-37	43
Neacy, Clement* (Colgate)	E	1927	
Neal, Dan (Kentucky)	C	1975-83	43
Neal, Ed (LSU)	G	1951	
Neck, Tommy (LSU)	HB	1962	
Neely, Bobby (Virginia)	TE	1996	
Negus, Fred (Wisconsin)	C	1950	
Neidert, John (Louisville)	LB	1970	
Nelson, Everett (Illinois)	T	1929-39	43
Nesbitt, Dick* (Drake)	HB	1930-33	
Newkirk, Robert (Michigan St.)	DT	2006-01	
Newsome, Billy (Grambling)	DE	1977	
Newton, Bob (Nebraska)	G	1971-75	43
Nickla, Ed (Maryland)	G	1959	
Nielsen, Hans (Michigan State)	K	1981	
Nix, Kent (TCU)	QB	1970-71	
Nolfing, Ray* (Cincinnati)	HB	1936-43	
Norberg, Hank (Stanford)	E	1948	
Nordquist, Mark (Pacific)	G-C	1975-76	
Non, Reino* (DeKalb)	HB	1938	
Norman, Dick (Stanford)	QB	1961	
Norman, Tim (Illinois)	G	1983	
Norris, Jon (American Int'l.)	DE	1987	
Norvell, Jay (Iowa)	LB	1987	
Novoselsky, Brent (Penn)	TE	1988	
Nowaskey, Bob* (G Washington)	E	1940-42	

○ ○ ○

O'Bradovich, Ed (Illinois)	DE	1962-71
O'Connell, JF* (Penn State)	C	1324
O'Connell, Tom (Illinois)	QB	1963-67
O'Neill, Pat (Syracuse)	P	1995-96
O'Quinn, John (Wake Forest)	E	1956-51
O'Rourke, Charles (Boston College)	QB	1342
Obee, Terry (Oregon)	WR	1993-94
Oech, Verne (Minnesota)	G	1336
Oelchen, John* (St. Ambrose)	HB	1338
Ogden, Ray (Alabama)	TE	1965-71
Oliver, Jack (Memphis State)	T	1387
Ortego, Keith (McNeese State)	WR	1965-87
Osborne, Jim (Southern)	DT	1972-84
Osmanski, Bill* (Holy Cross)	FB	39-43, 46-47
Osmanski, Joe* (Holy Cross)	FB	1946-49

• P •

Pagac, Fred (Ohio State)	TE	1974
Page, Alan (Notre Dame)	DT	1976-81
Pamish, Tony (Washington)	S	1998-2001
Parsons, Bob (Penn State)	P-TE	1972-81
Patterson, Billy (Baylor)	QB	1939
Paul, Markus (Syracuse)	S	1989-92
Pauley, Frank Don (Wash & Jeff.)	T	1930
Payton, Sean (E Illinois)	QB	1987
Payton, Walter* (Jackson State)	RB	1975-81
Pearce, W. "Pard" (Penn)	QB	1920-22

Richman, Harry* (Illinois)	G	1929
Riley, Karon (Minnesota)	DE	2001
Riley, Pat (Miami-FL)	DT	1995
Rivera, Ron (California)	LB	1984-92
Rivera, Steve (California)	WR	1977
Rivers, Garland (Michigan)	DB	1987
Rives, Don (Texas Tech)	LB	1973-78
Roberts, Tom* (DePaul)	G	1943-44
Roberts, Willie (Houston)	CB	1973
Robinson, Bryan (Fresno State)	DL	1998-2001
Robinson, Marcus (S. Carolina)	WR	1997-2001
Rodenhauser, Mark (Illinois State)	C	1987-88
Roder, Mirro	K	1973-74
Roehlk, Jon (Iowa)	G	1987
Roehnell, William* (Bradley)	G	1958-59
Rogers, Mel (Florida A&M)	LB	1977
Roggeman, Tom (Purdue)	G	1956-57
Romanik, Steve (Villanova)	QB	1950-53
Romney, Milton* (Chicago)	QB	1925-29
Ronzani, Gene* (Marquette)	QB	33-38,44-45
Roper, John (Texas A&M)	LB	1989-92
Rosequist, Ted* (Ohio State)	T	1934-36
Rothschild, Doug (Wheaton)	LB	1987
Rouse, James (Arkansas)	RB	1990-91
Roveto, John (SW Louisiana)	K	1981-82
Rowden, Larry (Houston)	LB	1971
Rowell, Eugene (Dubuque)	DT	1987
Rowland, Brad (McMurry)	HB	1951
Rowland, Justin (TCU)	HB	1960
Rubens, Larry (Montana State)	C	1986
Rupp, Nelson* (Dennison)	QB	1921
Russell, Reginald (Northwestern)	E	1928
Ryan, John (Detroit)	T	1929
Ryan, Rocky (Illinois)	E	1958
Ryan, Tim (USC)	DT	1990-93
Rydalch, Ron (Utah)	DT	1975-80
Ryzdewski, Frank* (Notre Dame)	C	1923
Ryvickoff, Julie* (Illinois)	HB	1949-51

Sacrinity, Nick (Wake Forest)	QB	1947
Salaam, Rashaan (Colorado)	RB	1995-97
Saldi, Jay (South Carolina)	TE	1983-84
Samuel, Khari (Massachusetts)	LB	1999-2001
Sanders, Glenis (Louisiana Tech)	LB	1990
Sanders, Thomas (Texas A&M)	RB	1985-89
Sanderson, Reggie (Stanford)	RB	1973
Sauerbrun, Todd (West Virginia)	P	1995-99
Savoldi, Joe* (Notre Dame)	FB	1930
Sayers, Gale (Kansas)	HB	1965-71
Schiecht, John* (Santa Clara)	C	1945-46
Schmidt, Terry (Ball State)	S	1976-84
Schreiber, Larry (Tenn. Tech)	RB	1976
Schroeder, Gene (Virginia)	E	51-52:54-57
Shubert, Steve (U Mass.)	WR	1975-79
Schuetz, Paul* (Wisconsin)	G	1930-32
Schultz, Bill (USC)	G	1997
Schwartz, Jim (Purdue)	LB	1992, 1998
Schweda, Brian (Kansas)	DE	1966
Schweidler, Dick (St. Louis)	WR	1938-39:46
Scott, James (Henderson JC)	HB	1976-80, 82
Scott, Ralph* (Wisconsin)	T	1921-25
Seals, George (Missouri)	G	1965-71
Seiberling, Gerald (Drake)	FB	1932

History

Bears All-Time Roster

Senn, Bill* (Knox)	HB	1926-31	Smith, Eugene (Georgia Tech)	G	1930
Serini, Washington* (Kentucky)	G	1948-51	Smith, Frankie (Baylor)	CB	1998-2000
Sevy, Jeff (California)	T-DE	1975-78	Smith, H. Allen* (Mississippi)	E	1947-48
Seward, Len (E. Illinois)	LS	1987	Smith, JD (N Carolina A&T)	FB	1956
Seymour, Jim (Notre Dame)	WR	1970-72	Smith, James (Compton JC)	HB	1961
Shank, JL*	HB	1920	Smith, Quintin (Kansas)	WR	1990
Shanklin, Ron (N Texas State)	WR	1975-76	Smith, Ray Gene (Midwestern)	HB	1954-57
Shannon, John (Kentucky)	DT	1988-89	Smith, Ron (Wisconsin)	S	1965: 70-72
Shaw, Glenn (Kentucky)	HB	1960	Smith, Russell* (Illinois)	T	1921-23
Shearer, Brad (Texas)	DT	1978-80	Smith, Sean (Grambling)	DT	1987-88
Shedd, Kenny (Northern Iowa)	WR	1994	Smith, Thomas (North Carolina)	CB	2000
Shellog, Alec* (Notre Dame)	T	1939	Smith, Vernice (Florida A & M)	G	1993
Shelton, Daimon (Sacramento St.)	FB	2001	Smith, Vinson (East Carolina)	LB	1993-96
Sherman, Saul (Chicago)	QB	1939-40	Snow, Percy (Michigan State)	LB	1993
Shipkey, Jerry (UCLA)	FB	1953	Snyder, Bob (Ohio U.)	QB	1939-41:43
Shoemaker, Hub* (Illinois)	G	1920-21	Sorey, Revie (Illinois)	G	1975-82
Shy, Don (San Diego State)	RB	1970-72	Spears, Marcus (NW Louisiana St.)	T	1994-96
Siegel, John (Columbia)	E	1939-43	Spellman, Alonzo (Ohio State)	DL	1992-97
Sigillo, Dom* (Xavier)	T	1943-44	Spero, Kenny (Morehead State)	C	1942
Sigmund, Arthur W.	G	1923	Sprey, Mike (Colorado)	CB	1977-79
Simmons, Clyde (W. Carolina)	DE	1999-2000	Sprinkle, Ed (Hardin-Simmons)	E	1944-55
Simmons, David (North Carolina)	LB	1983	Stachowicz, Ray (Michigan State)	P	1983
Simmons, J. (Bethune-Cookman)	WR	1969	Stahlman, Dick* (DePaul)	T	1933
Simpson, Carl (Florida State)	DT	1993-97	Staley, Bill (Utah State)	DT	1970-71
Sinceno, Kaseem (Syracuse)	TE	2000	Standlee, Norm* (Stanford)	FB	1941
Singletary, Mike (Baylor)	LB	1981-92	Stargell, Tony (Tennessee State)	CB	1997
Sisk, John* (Marquette)	HB	1932-36	Stautberg, Gerald (Cincinnati)	G	1951
Sisk, John Jr. (Miami)	B	1964	Steinbach, Larry* (St. Thomas)	G	1930-31
Skibinski, John (Purdue)	RB	1978-81	Steinkemper, Bill* (Notre Dame)	T	1942-43
Smeja, Rudy (Michigan)	E	1944-45	Stenn, Paul (Villanova)	G	1948-51
Smith, Clarence (Georgia)	E	1942	Stenstrom, Steve (Stanford)	QB	1995-98
Smith, Eric (LSU)	WR	1997	Sternaman, Edward "Dutch" (Illinois)	HB	1920-30

TOP BEARS VICTORIES/DEFEATS

LARGEST ALL-TIME WINS

Pnts	Opponent	Score	Date
1. +73	at Washington*	73-0	12/8/40
2. +57	at Baltimore	57-0	11/25/62
3. +54	Green Bay	61-7	12/7/80
4. +49	Detroit	49-0	10/19/41
+49	at NY Giants	56-7	11/14/43

LARGEST HOME WINS

Pnts	Opponent	Score	Date
1. +54	Green Bay	61-7	12/7/80
2. +49	Detroit	49-0	10/19/41
3. +47	Clev. Rams	47-0	11/29/42
4. +46	Chi. Cardinals	53-7	10/12/41
5. +42	Pittsburgh	49-7	11/23/47

LARGEST ROAD WINS

Pnts	Opponent	Score	Date
1. +73	at Washington*	73-0	12/8/40
2. +57	at Baltimore	57-0	11/25/62
3. +49	at NY Giants	56-7	11/14/43
4. +44	at Dallas	44-0	11/17/85
5. +42	at Detroit	42-0	11/22/42
+42	at Card.-Pitt.	49-7	12/3/44

WORST ALL-TIME LOSSES

Pnts	Opponent	Score	Date
1. -52	at Baltimore	0-52	9/27/64
2. -49	at Green Bay	0-49	9/30/62
3. -47	at Houston	0-47	11/6/77
4. -42	at Cleveland	0-42	12/11/60
-42	at Detroit	0-42	9/22/68
-42	at Washington	0-42	12/15/74

WORST HOME LOSSES

Pnts	Opponent	Score	Date
1. -34	San Francisco	0-34	11/17/74
2. -33	Miami	13-46	11/2/75
3. -31	Green Bay	7-38	11/4/62
-31	Dallas	3-34	11/24/68
-31	Minnesota	0-31	10/12/69
-31	Green Bay	6-37	10/6/96

WORST ROAD LOSSES

Pnts	Opponent	Score	Date
1. -52	at Baltimore	0-52	9/27/64
2. -49	at Green Bay	0-49	9/30/62
3. -47	at Houston	0-47	11/6/77
4. -42	at Cleveland	0-42	12/11/60
-42	at Detroit	0-42	9/22/68
-42	at Washington	0-42	12/15/74

*indicates playoff game

History

Bears All-Time Roster

Stemman, Joe (Illinois)	HB	1922-29
Steuber, Bob* (Missouri)	HB	1943
Stickle, Walt* (Penn)	T	1946-49
Stillwell, Roger (Stanford)	DE-DT	1975-77
Stinchcomb, Pete* (Ohio State)	QB	1921-22
Stinson, Lennuel (Texas Tech)	CB	1988-92
Stoepel, Terry (Tulsa)	G	1967
Stoffa, Anton* (Luther)	HB	1939
Stone, Billy (Bradley)	HB	1951-54
Stonebreaker, Michael (Notre Dame)	LB	1991
Stoops, Mike (Iowa)	DS	1987
Streeter, George (Notre Dame)	DB	1989
Strickland, Larry* (North Texas State)	C	1954-59
Sturridge, Dick (DePaul)	HB	1928-29
Sydnar, Joe* (West Virginia)	T	1936-42, 45-46
Suhay, Matt (Penn State)	RB	1980-89
Sullivan, Frank* (Loyola, NO)	C	1935-39
Summer, Charles (Wm & Mary)	HB	1955, 58-60
Sweeney, Jake (Cincinnati)	T	1944
Swisher, Bob* (Northwestern)	HB	1938-41, 45
Szymanski, Frank (Notre Dame)	C	1949

T

Tabor, Paul (Oklahoma)	C	1980
Tackwell, CO* (Kansas State)	E	1931-33
Talaya, Joe (Arizona)	DE	2001
Taft, Merrill (Wisconsin)	FB	1924
Tate, David (Colorado)	S	1988-92
Tate, Lars (Georgia)	RB	1990
Taylor, Brian (Oregon State)	RB	1989
Taylor, Clifton (Memphis State)	RB	1974
Taylor, Henry (South Carolina)	DT	2001
Taylor, Joe (N. Carolina A&T)	DB	1967-74
Taylor, JR "Tarz" (Ohio State)	G	1921-22
Taylor, Ken (Oregon St.)	CB	1985
Taylor, Lionel (NM Highland Univ.)	E	1959
Taylor, Roosevelt (Grambling)	DB	1961-68
Teafallier, Guy (Illinois)	DL	1987
Torrell, David (Michigan)	WR	2001
Thayer, Tom (Notre Dame)	G	1985-92
Therry, John (Acom State)	DE	1994-98
Thomas, Anthony (Michigan)	RB	2001
Thomas, Bob (Notre Dame)	K	1975-84
Thomas, Calvin (Illinois)	FB	1982-87
Thomas, Earl (Houston)	WR	1971-73
Thomas, Mark (NC State)	DE	1997-98
Thomas, Stan (Texas)	T	1991-92
Thompson, Russ (Nebraska)	T	1936-39
Thorton, James (Cal St.-Fton)	TE	1988-92
Thrift, Cliff (E Central Oklahoma)	LB	1985
Thrower, Willie (Michigan State)	QB	1953
Tillman, Lewis (Jackson St.)	RB	1984-95
Timpson, Michael (Penn State)	WR	1995-96
Tom, Mel (San Jose State)	DE	1973-75
Tomczak, Mike (Ohio State)	QB	1980-89
Torrance, Jack* (LSU)	T	1939-40
Trafton, George* (Notre Dame)	C	1920-32
Traylor, Keith (Central State)	DT	2001
Tromble, Steve (Maryland)	DB	1987
Trost, Milt (Marquette)	T	1935-39
Tucker, Bill (Tennessee State)	RB	1971
Tucker, Ross (Texas A&M)	G	1939-2001
Turner, Van (Arizona)	DE	1999-2000
Turner, Cecil (California Poly)	FL	1968-73
Turner, Clyde* (Hardin-Simmons)*	C	1940-52

Ujmer, Mike (Doane)	CB	1980
Unlacher, Brian (New Mexico)	LB	2000-01
Usher, Lou* (Syracuse)	T	1920
Vactor, Ted (Nebraska)	CB	1975
Vallez, Emilio (New Mexico)	TE	1969-69
Van Horn, Keith (USC)	T	1981-93
Van Valkenburg, Pete (BYU)	RB	1974
Vench, Walter*	HB	1920
Venturelli, Fred*	T	1948
Vick, Ernie* (Michigan)	C	1925-27
Vick, Richard (Wash. & Jeff.)	QB	1925
Vollmar, Chris (Indiana PA)	C	1995-2001
Vodicka, Joe (Lewis Institute)	HB	1943-45
Voss, Walter "Tillie" (Detroit)	E	1927-28
Vucnich, Milt (Stanford)	G	1945

W

Waddle, Tom (Boston College)	WR	1989-94
Wade, Charles (Tennessee St.)	WR	1974
Wade, William (Vanderbilt)	QB	1961-66
Waechter, Henry (Nebraska)	DE	1982-85
Wager, Clinton (St. Mary's)	E	1942-43
Wagner, Brian (Alabama A & M)	WR	1992
Wagner, Barry (Cal St.-Northridge)	P	1987-88
Wallace, Bob (UTEP)	E	1968-72
Wallace, John (Notre Dame)	E	1928
Wallace, Stan* (Illinois)	HB	1954-57
Walquist, Laune* (Illinois)	QB	1922-31
Walsh, Steve (Miami, FL)	QB	1994-95
Walterscheid, Len (S Utah)	S	1977-82
Ward, John (Oklahoma State)	C-G	1976
Washington, Fred* (TCU)	DT	1990
Washington, Harry (Colorado St.)	WR	1979
Washington, Ted (Louisville)	DT	2001
Watkins, Bobby (Ohio State)	HB	1955-57
Watts, Ricky (Tulsa)	WR	1979-83
Weatherly, Gerald "Boles" (Rice)	C	1950, 52-54
Wells, Mike (Iowa)	DT	1998-2000
Wenig, Ryan (Stanford)	TE	1993-99
Wetzel, Damon (Ohio State)	HB	1935
Wheeler, Ted (W Texas State)	G	1970
Wheeler, Wayne (Alabama)	WR	1974
Whigham, Larry (NE Louisiana)	S	2001
Whitaker, Danta (Miss. Valley St.)	TE	1993
White, Dez (Georgia Tech)	WR	2000-01
White, Lawrence (Dana)	WR	1987
White, Roy* (Valparaiso)	FB	1927-29
White, Wilford (Arizona State)	HB	1951-52
Whitman, SJ (Tulsa)	HB	1953-54
Whitman, Dave (Indiana)	DB	1961-66
Whitton, Jesse (West Texas)	HB	1958
Wiegman, Casey (Iowa)	C/G	1997-2000
Wightkin, Bill (Notre Dame)	DE	1950-57
Williams, Bob (Notre Dame)	QB	1951-53
Williams, Brooks (N Carolina)	TE	1981-82
Williams, Broughton (Florida)	T	1947
Williams, Dave (Colorado)	RB	1979-81
Williams, Fred* (Arkansas)	T	1952-63

History

Bears All-Time Roster

Williams, James (Cheyney St.)	T/DT	1991-2001
Williams, Jeff (Rhode Island)	G	1982
Williams, Oliver (Illinois)	WR	1983
Williams, Perry (Purdue)	RB	1974
Williams, Tyrone (Wyoming)	DT	1997
Williams, Walt (New Mexico St.)	CB	1982-83
Willis, Peter Tom (Florida St.)	QB	1990-93
Wilson, George* (Northwestern)	E	1937-46
Wilson, Nemiah (Grambling)	CB	1975
Wilson, Otis (Louisville)	LB	1980-87
Wilson, Troy (Pittsburg State)	DE	2000
Wise, Ty (Miami-Fla.)	C	2000
Wisne, Jerry (Notre Dame)	T	1999-2000
Wojciechowski, John (Mich. St.)	T	1987-93
Wolden, Allan (Bemidji State)	RB	1987
Wooden, Shawn (Notre Dame)	S	2000
Woods, Tony (Oklahoma)	DT	1989
Woolford, Donnell (Clemson)	CB	1989-96
Worley, Tim (Georgia)	RB	1993-94
Wright, Eric (Stephen F. Austin)	WR	1991-92
Wright, Steve (Alabama)	T	1971

Wrightman, Tim (UCLA)	TE	1985-86
Wuorffel, Danny (Florida)	QB	2001
Wynne, Elmer* (Notre Dame)	FB	1928

• Y •

Youmans, Maury (Syracuse)	T	1960-63
Young, Adrian (USC)	LB	1973
Young, Randolph* (Milikin)	T	1920
Youngblood, George (LSU)	S	1969
Younst, Abe	E	1923

• Z •

Zanders, Emanuel (Jackson State)	G	1981
Zarnas, Gust (Ohio State)	G	1938
Zawatson, Dave (California)	T	1989
Zeller, Joe (Indiana)	G	1938
Zizak, Vince* (Villanova)	G	1934
Zorich, Chris (Notre Dame)	DT	1991-97
Zorich, George* (Northwestern)	G	1944-46
Zucco, Vic (Michigan State)	HB	1957-60

ALL-TIME PRACTICE SQUAD

Age, Louis (T)*	1992
Allen, James (RB)*	1998
Allen, Tremayne (TE)*	1997-98
Backes, Tom (DT)	1991
Baron, James (DL)	1998
Beck, Tom (QB)	1998
Bell, Shonn (TE)	2000
Bero, Brian (FB)	1989
Bennett, Brandon (RB)	1995-96
Bowles, Fabien (WR)*	1995-96
Brewer, Dewell (FB)	1993
Brooks, Macey (WR)*	1998
Burger, Todd (G)*	1993
Carter, Daryl (LB)*	1997
Chambers, Marlon (TE, DE)	1999
Christian, Bob (FB)*	1992
Cobb, Trevor (FB)	1994
Cohen, Dustin (LB)	2000
Coleman, Mill (WR)	1995-96
Coleman, Quincy (CB)	1998
Coley, James (TE)*	1989
Collier, Ervin (DT)	1994-95
Cooper, D.J. (DE)	2000
Cousin, Terry (CB)*	1997
Deligianis, Harry (DL)	1998
Draft, Chris (LB)*	1998
Dragos, Scott (FB)	1999
Dulaney, Mike (FB)*	1995
Edwards, Brian (RB)	2000
Finn, Jim (FB)	1999
Fotenton, Chris (TE)	2000
Forbes, Marlon (CB)	1995-96
Goolsby, Brian (FB)	1999
Gowins, Brian (K)*	1999
Grice, Shane (G)	2001

Harris, Willie (WR)	1993
Harrison, Todd (TE)	1992
Hartsell, Mark (QB)*	2000
Hicks, Michael (RB)*	1996-97
Holmes, Jaret (K)*	1999
Houston, Harrison (WR)	1995
Howard, Bobbie (LB)	2000
Hyché, Steve (LB)*	1989
Ihnat, Eric (TE)	1991
Ireland, Darwin (LB)*	1995
Ivlow, John (FB)	1993
Jenkins, Kerry (T)	1997
Johnson, Eric (DB)	2001
Johnson, Tim (LB)	2001
Jones, Carlos (CB)	1999
Jones, Danté (LB)*	1990
Jones, Jermaine (CB)*	1999
Joseph, Dwayne (CB)*	1994
Justin, Paul (QB)	1991
King, Jerome (DE)	2000
Kmet, Frank (DL/OL)	1993
Leatherwood, Frank (TE)	2000
Lee, Mark (DT)	1997
Lemons, Devin (LB)	2001
Lethridge, Zebbie (CB)	1999
Lies, Michael (T)	2000
Lott, James (CB)*	1990-91
Mackey, Chad (WR)	1999
Marshall, Anthony (S)*	1994
Martin, Chris (CB)*	1996
Matthews, Shane (QB)	1993
Matthews, Roshaun (LB)	2001
Matusz, Roman (T)	1990
McCardell, Keenan (WR)	1993
McMillon, Todd (CB)*	2000-01

Merritt, Ahmad (WR)*	2000-01
Newkirk, Robert (DT)*	2000
Norman, Todd (OL)	1994
North, Ramonda (WR)	2001
Pearson, Pepe (RB)	1998
Polk, Octus (OL)*	1995-96
Price, Terry (DT)*	1990
Primus, Greg (WR)*	1994
Randolph, Charles (TE)	1996
Ray, Rodney (DB)	1996
Sanford, Sulecio (WR)	1999
Schwartz, Jim (LB)*	1992-93
Shepherd, Gannon (T)	2000
Smith, Eric (WR)*	1997
Smith, Quintin (WR)*	1990
Snyder, Brent (QB)	1990
Spencer, Willie (WR)	2001
Streeter, George (S)*	1989
Tafoya, Joe (DE)	2001
Taylor, Aaron (G)	1998
Taylor, Brian (CB)*	1989
Tugbonyoh, Mawuko (LB)	2000
Waddle, Tom (WR)*	1989
Wagner, Barry (WR)*	1992
Warner, Ron (DE)	1999
Washington, Damon (FB)	1999
Wetnight, Ryan (TE)*	1993
Whelan, Tom (K/P)	1990
Williams, Brad (G)	2000
Williams, Tyrone (DL)*	1997
Wise, Ty (C)	2000
Wright, Eric (WR)*	1991-92
Young, Adam (TE)	2001
Zitelli, Emmett (C)	1997

Each of the above players spent time on the Bears' practice squad (or "developmental squad," as it was termed in 1989). **Bold players were on Bears training camp roster.**

* Indicates player was signed to active roster, and played in a game.

• A player on the practice squad is not "protected". However, for another team to sign a practice squad player, that team must put the player on their active roster. The Bears have signed one player to their active roster off other teams' practice squads: Alfonso Boone (Det, 2000).

All-Time Assistant Coaches

Name	Seasons	Years
Abramowicz, Danny	5	1992-96
Allen, George	8	1958-65
Anderson, Hunk	8	1940-42; 46-50
Armstrong, Keith	4	1997-2000
Austin, Bill	1	1971
Bedford, Vance	3	1999-2001
Blache, Greg	3	1999-2001
Bollman, Jim	2	1999-2000
Borich, Mike	2	1999-2000
Bratkowski, Zeke	3	1972-74
Brodsky, Joe	1	1998
Brooks, Clarence	6	1993-98
Brumbaugh, Carl	3	1938; 40; 44
Callahan, Ray	3	1975-77
Carr, Jim	3	1969; 73-74
Cavanaugh, Matt	2	1997-98
Cherundolo, Chuck	6	1966-68; 72-74
Cody, Ed	6	1965-70
Connor, George	2	1956-57
Crowton, Gary	2	1999-2000
DeCorrevont, Bill	1	1949
Dimancheff, Babe	3	1966-68
Dooley, Jim	14	1963-67; 81-89
Dovell, Whitey	3	1972-74
Driscoll, Paddy	20	1941-55; 58-62
Ecklund, Brad	3	1975-77
Fears, Ivan	6	1993-98
Fichtner, Ross	3	1975-77
Fortunato, Joe	2	1967-68
Frei, Jerry	3	1978-80
George, Bill	1	1972
Gerhart, Doug	1	1979
Gibron, Abe	7	1965-71
Gillman, Sid	1	1977
Goldston, Ralph	1	1974
Grange, Red	8	1933-40
Handler, Phil	17	1952-68
Haupt, Dale	8	1978-85
Hilton, John	3	1975-77
Hughes, Ed	7	1982-88
Jagade, Chick	1	1956
Johnsos, Luke	30	1935-39; 41-42; 46-68
Kazor, Steve	11	1982-92
Kuhlmann, Hank	5	1978-82

Name	Seasons	Years
Landry, Greg	7	1986-92
LaRue, Jim	12	1978-89
Levra, John	7	1986-92
Lindsey, Dale	3	1999-2001
Lord, Bob	1	1974
Luckman, Sid	16	1954; 56-70
Mainord, Carlos	6	1993-98
Marchibroda, Ted	1	1981
Mather, Chuck	8	1958-65
McGinnis, David	10	1986-95
Meyer, Ken	3	1978-80
Mosley, Earle	3	1999-2001
Moss, Perry	4	1970-73
Norris, Rex	3	1999-2001
O'Connor, Fred	3	1975-77
Peete, Willie	3	1995-97
Pendry, Joe	2	1993-94
Plumb, Ted	8	1980-85; 96-97
Rapp, Vic	4	1989-92
Ringo, Jim	3	1969-71
Roland, Johnny	11	1982-92
Ronzani, Gene	3	1947-49
Rossley, Tom	1	1998
Ryan, Buddy	8	1978-85
Schiano, Greg	3	1996-98
Scovil, Doug	1	1978
Shaughnessy, Clark	12	1951-62
Shaw, Bob	3	1969-71
Shinnick, Don	2	1970-71
Shoop, John	3	1999-2001
Shula, Mike	3	1993-95
Slowik, Bob	6	1993-98
Stanfel, Dick	12	1981-92
Stoltz, Jerry	4	1973-76
Stydahar, Joe	2	1963-64
Tobin, Vince	7	1986-92
Turner, Clyde "Bulldog"	5	1952-56
Turner, Ron	4	1993-96
Walquist, Laurie	2	1933-34
Wilson, George	2	1947-48
Wise, Tony	6	1993-98
Wylie, Bob	3	1999-2001
Yarallan, Zaven	3	1990-92

BEARS vs. SUPER BOWL WINNERS

The Bears are 8-9 against defending Super Bowl champions. However, Chicago has won 7 of its last 11 against reigning champs. The Bears will host the New England Patriots on Nov. 10, 2002 in Champaign.

YEAR	DATE OF GAME	OPPONENT	RESULT	SCORE
1967	(Sept. 24)	@ Green Bay	L	10-13
1967	(Nov. 26)	GREEN BAY (at Wrigley Field)	L	13-17
1968	(Nov. 3)	@ Green Bay	W	13-10
1968	(Dec. 15)	GREEN BAY (at Wrigley Field)	L	27-28
1975	(Oct. 19)	@ Pittsburgh	L	3-34
1980	(Sept. 28)	@ Pittsburgh	L	3-38
1981	(Dec. 13)	@ Oakland	W	23-6
1984	(Nov. 4)	LA RAIDERS	W	17-6
1985	(Oct. 13)	@ San Francisco	W	26-10
1987	(Sept. 14)	NEW YORK GIANTS	W	34-19*
1988	(Nov. 13)	@ Washington	W	34-14
1989	(Dec. 24)	@ San Francisco	L	0-26
1991	(Sept. 15)	NEW YORK GIANTS	W	20-17
1996	(Sept. 1)	DALLAS	W	22-6*
1997	(Sept. 1)	@ Green Bay	L	24-38*
1997	(Oct. 12)	Green Bay	L	23-24
2001	(Sept. 9)	@ Baltimore	L	7-17

* Monday night season-opener.

History

Preseason Results

1921 — 1-0	Chi	Opp
Waukegan	W	35 0

1923 — 0-0-1	Chi	Opp
Milwaukee Badgers	T	0 0

1924 — 2-1	Chi	Opp
Cleveland Bulldogs	W	23 0
Frankford Yellow Jackets	W	13 10
Rock Island Independents	L	6 7

1928 — 1-0	Chi	Opp
Minneapolis Marines	W	12 6

1929 — 1-1	Chi	Opp
Memphis Tigers	W	39 19
Memphis Tigers	L	14 21

1930 — 1-1	Chi	Opp
Milwaukee Badgers	W	26 0
Ironton (OH) Tanks	L	13 26

1931 — 1-0	Chi	Opp
Cicero Boosters	W	43 0

1932 — 3-0-1	Chi	Opp
Cleveland Panthers	W	26 0
St. Louis Gunners	W	35 0
Portsmouth Spartans	T	6 6
Boston Redskins	W	21 0

1933 — 2-0	Chi	Opp
S 10 Cicero Boosters	W	60 0
S 16 Notre Dame All-Stars	W	14 0

1934 — 4-0-1	Chi	Opp
A 30 Chicago All-Stars	T	0 0
S 5 Indiana Harbor	W	19 6
S 9 Chicago Tigers	W	41 0
S 12 LaCrosse	W	25 0
Texas All-Stars	W	34 13
O 12 Green Bay Packers	W	10 6
N 7 Minnesota Stars	W	14 3
D 15 Philadelphia Eagles	W	28 14
D 22 Brooklyn Dodgers	W	20 6
D 23 Memphis Tigers	W	30 13
J 13 Chicago Cardinals	L	9 13
J 20 Pacific Coast Stars	W	26 7
J 27 New York Giants	W	21 0

Italics indicates mid- or post-season exhibition games.

1935 — 5-0	Chi	Opp
A 30 College All-Stars	W	5 0
S 8 Badger All-Stars	W	58 0
S 11 Calumet All-Stars	W	40 0
S 15 American Legion All-Stars	W	41 0
Kenosha	W	47 0

1936 — 1-1	Chi	Opp
S 7 Texas All-Stars	L	6 7
S 8 Oklahoma All-Stars	W	14 6

1937 — 3-1	Chi	Opp
S 6 Texas All-Stars	L	0 6
S 7 Oklahoma All-Stars	W	25 0
S 10 Calumet Indians	W	34 0
S 12 Des Moines Comets	W	39 0

1938 — 4-1	Chi	Opp
S 1 Eastern All-Stars	W	26 14
S 5 Southern All-Stars	W	32 18
S 23 Negro All-Stars	W	51 0
S 25 Cincinnati Bengals	L	13 17
S 27 Los Angeles Bulldogs	W	14 12

1939 — 3-0	Chi	Opp
S 5 Calumet All-Stars	W	13 0
S 9 Glen Ellyn All-Stars	W	55 6
S 27 Cincinnati Bengals	W	26 6

1940 — 6-1	Chi	Opp
A 24 Calumet Indians	W	48 6
A 30 Pittsburgh Steelers	L	9 10
S 5 Philadelphia Eagles	W	27 21
S 8 Newark Bears	W	35 7
S 12 Calumet Indians	W	52 0
S 15 St. Louis Gunners	W	59 0
National League Stars	W	28 14

1941 — 6-0	Chi	Opp
A 19 Kenosha Cardinals	W	27 6
A 28 College All-Stars	W	37 13
S 9 Brooklyn Dodgers	W	14 9
S 11 Eastern All-Stars	W	23 6
S 14 Newark Bears	W	47 12
National League Stars	W	35 24

1942 — 5-0	Chi	Opp
A 22 Camp Grant	W	32 6
A 28 College All-Stars	W	21 0
S 5 Pittsburgh Steelers	W	40 20
S 13 Washington Redskins	W	38 14
S 20 Army All-Stars	W	14 7

1943 — 3-0	Chi	Opp
New York Giants	W	42 28
Washington Redskins	W	21 14
Philadelphia-Pittsburgh	W	20 7

1944 — 3-1	Chi	Opp
A 30 College All-Stars	W	24 21
Washington Redskins	L	7 21
New York Giants	W	20 10
Washington Redskins	W	28 0

1945 — 1-2

	Chi	Opp
Washington Redskins	L	7 14
Philadelphia Eagles	L	21 38
New York Giants	W	14 13

1946 — 5-0

	Chi	Opp
S 1 New York Giants	W	19 0
S 5 Boston Yanks	W	24 17
S 13 Philadelphia Eagles	W	24 12
S 17 Akron Bears	W	38 13
S 22 Washington Redskins	W	20 14

1947 — 3-1

	Chi	Opp
A 22 College All-Stars	L	0 16
S 7 Boston Yanks	W	37 20
S 13 Philadelphia Eagles	W	13 10
S 17 Washington Redskins	W	28 7

1948 — 4-1

	Chi	Opp
A 22 Pittsburgh Steelers	W	28 14
A 28 Philadelphia Eagles	W	24 23
S 5 Boston Yanks	W	42 7
S 9 Boston Yanks	W	24 14
S 14 New York Giants	L	7 17

1949 — 4-1

	Chi	Opp
A 20 Pittsburgh Steelers	W	34 0
A 28 New York Bulldogs	W	14 7
S 4 Washington Redskins	W	28 17
S 10 New York Giants	W	20 17
S 17 Philadelphia Eagles	L	7 14

1950 — 4-2

	Chi	Opp
A 12 New York Yanks	W	34 33
A 18 New York Giants	L	7 10
A 24 Baltimore Colts	W	21 17
A 26 Pittsburgh Steelers	W	30 14
S 1 Cleveland Browns	L	23 27
S 10 Philadelphia Eagles	W	10 3

1951 — 3-4

	Chi	Opp
A 23 Los Angeles Rams	L	14 42
A 26 San Francisco 49ers	W	24 7
S 2 New York Giants	L	0 14
S 9 Cleveland Browns	L	21 32
S 15 Philadelphia Eagles	W	31 6
S 19 Washington Redskins	W	21 19
S 23 Pittsburgh Steelers	L	17 21

1952 — 4-1

	Chi	Opp
A 12 Pittsburgh Steelers	W	14 9
A 29 Cleveland Browns	L	7 14
S 6 Philadelphia Eagles	W	37 7
S 14 New York Giants	W	17 7
S 20 Pittsburgh Steelers	W	23 0

1953 — 2-4

	Chi	Opp
A 15 Pittsburgh Steelers	L	10 29
A 22 Philadelphia Eagles	L	10 24
A 29 Pittsburgh Steelers	W	31 28
S 3 New York Giants	L	7 14
S 11 Cleveland Browns	L	14 20
S 20 Chicago Cardinals	W	14 13

1954 — 3-3

	Chi	Opp
A 14 Pittsburgh Steelers	W	21 14
A 18 Chicago Cardinals	L	0 10
A 28 Philadelphia Eagles	L	21 24
S 4 Washington Redskins	W	28 24
S 12 New York Giants	W	28 24
S 18 Cleveland Browns	L	7 35

1955 — 3-2

	Chi	Opp
A 20 Chicago Cardinals	L	6 21
A 26 Philadelphia Eagles	L	20 27
S 3 Washington Redskins	W	45 10
S 10 New York Giants	W	7 0
S 15 Cleveland Browns	W	24 21

1956 — 5-1

	Chi	Opp
A 18 Chicago Cardinals	W	31 7
A 24 Philadelphia Eagles	W	28 21
S 1 Washington Redskins	W	17 3
S 8 Pittsburgh Steelers	W	21 10
S 15 New York Giants	W	20 10
S 21 Cleveland Browns	L	14 24

1957 — 4-1-1

	Chi	Opp
A 17 Pittsburgh Steelers	W	24 7
A 24 Baltimore Colts	T	24 24
A 30 New York Giants	L	17 24
S 8 Philadelphia Eagles	W	24 14
S 14 Pittsburgh Steelers	W	37 10
S 20 Cleveland Browns	W	29 3

1958 — 6-0

	Chi	Opp
A 17 Chicago Cardinals	W	24 7
A 24 Philadelphia Eagles	W	3 0
A 30 Pittsburgh Steelers	W	17 10
S 5 Detroit Lions	W	24 17
S 12 Cleveland Browns	W	42 31
S 21 Washington Redskins	W	27 24

1959 — 5-1

	Chi	Opp
A 15 Green Bay Packers	W	19 16
A 22 Philadelphia Eagles	W	24 21
A 29 Pittsburgh Steelers	W	54 17
S 5 Washington Redskins	W	52 14
S 11 New York Giants	W	18 6
S 19 Cleveland Browns	L	31 33

History

Preseason Results

1960 — 3-2

	Chi	Opp
A 15 New York Giants	W 16	17
A 27 Green Bay Packers	L 7	35
S 3 Washington Redskins	W 17	0
S 10 Cleveland Browns	L 10	16
S 16 Pittsburgh Steelers	W 21	10

1961 — 4-2

	Chi	Opp
A 5 Montreal Alouettes	W 34	16
A 12 Philadelphia Eagles	L 10	38
A 19 Washington Redskins	W 29	13
A 26 Green Bay Packers	L 14	24
S 2 Minnesota Vikings	W 30	7
S 8 Pittsburgh Steelers	W 24	21

1962 — 0-5

	Chi	Opp
A 11 Pittsburgh Steelers	L 14	19
A 18 Philadelphia Eagles	L 10	28
A 25 Green Bay Packers	L 21	35
S 1 Washington Redskins	L 28	29
S 7 Cleveland Browns	L 24	28

1963 — 3-2

	Chi	Opp
A 10 New York Giants	W 17	7
A 15 Washington Redskins	W 28	26
A 24 Green Bay Packers	L 7	26
A 31 St. Louis Cardinals	L 14	17
S 7 Baltimore Colts	W 14	7

1964 — 3-2

	Chi	Opp
A 7 College All-Stars	W 28	17
A 14 Washington Redskins	W 14	13
A 22 Green Bay Packers	L 7	21
A 28 St. Louis Cardinals	L 3	7
S 7 Dallas Cowboys	W 21	6

1965 — 2-3

	Chi	Opp
A 12 Washington Redskins	W 31	30
A 21 Green Bay Packers	L 14	31
A 28 Los Angeles Rams	W 28	14
S 3 St. Louis Cardinals	L 3	25
S 11 Dallas Cowboys	L 21	34

1966 — 3-1

	Chi	Opp
A 6 Philadelphia Eagles	L 21	40
A 12 Green Bay Packers	W 13	10
A 20 Washington Redskins	W 21	10
S 2 St. Louis Cardinals	W 22	20

1967 — 2-3

	Chi	Opp
A 9 Washington Redskins	L 14	37
A 18 Green Bay Packers	L 0	18
A 23 Kansas City Chiefs	L 24	66
S 1 St. Louis Cardinals	W 42	14
S 9 Philadelphia Eagles	W 14	0

1968 — 4-1

	Chi	Opp
A 3 Dallas Cowboys	W 30	24
A 10 Baltimore Colts	L 0	10
A 19 Green Bay Packers	W 10	7
A 24 Washington Redskins	W 45	13
S 6 St. Louis Cardinals	W 19	17

1969 — 3-3

	Chi	Opp
A 2 Washington Redskins	L 7	13
A 9 Miami Dolphins	W 16	10
A 16 Green Bay Packers	W 19	9
A 22 Houston Oilers	L 17	19
A 30 Buffalo Bills	W 23	16
S 12 St. Louis Cardinals	L 31	37

1970 — 1-4-1

	Chi	Opp
A 8 Houston Oilers	W 23	13
A 15 Green Bay Packers	T 6	6
A 24 San Diego Chargers	L 9	14
A 29 St. Louis Cardinals	L 3	24
S 5 Denver Broncos	L 17	30
S 11 Minnesota Vikings	L 30	31

1971 — 3-3

	Chi	Opp
A 7 Green Bay Packers	W 2	0
A 14 Baltimore Colts	L 13	21
A 21 Minnesota Vikings	L 14	34
A 28 Cleveland Browns	W 20	19
S 4 Houston Oilers	L 17	37
S 12 Denver Broncos	W 33	17

INTERNATIONAL GAMES

The Bears were participants in the NFL's first overseas game when they met the Cowboys in London in 1986. Since that contest, the American Bowl has expanded to many international sites including Tokyo, Barcelona, Montreal, Sydney and Mexico City. Five summers ago, the Bears' fourth trip abroad took them to Dublin, Ireland's Croke Park on July 27, 1997, to face the Pittsburgh Steelers.

Aug. 3, 1986	Bears 17	Cowboys 3
Aug. 14, 1988	Bears 21	Vikings 28
Aug. 3, 1991	Bears 7	49ers 21
July 27, 1997	Bears 17	Steelers 30

Wembley Stadium	London, ENGLAND
Ullevi Stadium	Gothenburg, SWEDEN
Olympic Stadium	Berlin, GERMANY
Croke Park	Dublin, IRELAND

Preseason Results

1972 — 1-4-1

	Chi	Opp
A 5 Kansas City Chiefs	L 10	24
A 10 Houston Oilers	W 20	17
A 20 New England Patriots	L 17	27
A 27 Green Bay Packers	L 7	10
S 3 Buffalo Bills	T 24	24
S 9 St. Louis Cardinals	L 14	33

1973 — 3-1-2

	Chi	Opp
A 4 Green Bay Packers	T 13	13
A 11 Houston Oilers	W 34	7
A 18 Miami Dolphins	T 9	9
A 26 Buffalo Bills	W 13	10
S 1 St. Louis Cardinals	W 31	20
S 9 Washington Redskins	L 3	7

1974 — 1-5

	Chi	Opp
A 3 St. Louis Cardinals	L 7	10
A 12 Pittsburgh Steelers	L 21	50
A 17 Green Bay Packers	L 10	20
A 26 Baltimore Colts	W 20	16
A 31 Houston Oilers	L 20	37
S 9 Miami Dolphins	L 7	30

1975 — 2-4

	Chi	Opp
A 9 San Diego Chargers	W 22	0
A 16 Green Bay Packers	L 9	13
A 23 St. Louis Cardinals	W 14	13
A 30 Denver Broncos	L 0	13
S 6 Miami Dolphins	L 10	21
S 13 Houston Oilers	L 13	24

1976 — 5-1

	Chi	Opp
J 31 Denver Broncos	W 15	14
A 7 Seattle Seahawks	W 27	16
A 14 Baltimore Colts	W 25	14
A 21 St. Louis Cardinals	L 14	20
A 28 Tampa Bay Buccaneers	W 10	7
S 3 Washington Redskins	W 9	7

1977 — 3-4

	Chi	Opp
J 30 New York Jets	W 20	6
A 6 New Orleans Saints	L 14	20
A 13 Oakland Raiders	W 20	13
A 20 Houston Oilers	W 14	10
A 25 Cleveland Browns	L 7	14
S 2 St. Louis Cardinals	L 14	23
S 10 Cincinnati Bengals	L 6	24

1978 — 0-4

	Stadium†	Chi	Opp
A 5 Oakland Raiders	(S)	L 13	14
A 12 St. Louis Cardinals	(S)	L 14	26
A 19 Cincinnati Bengals	(CI)	L 3	27
A 24 Seattle Seahawks	(SE)	L 7	16

1979 — 3-1

		Chi	Opp
A 4 New York Jets	(S)	W 27	14
A 11 New Orleans Saints	(NO)	W 13	6
A 18 Cincinnati Bengals	(S)	W 17	13
A 25 St. Louis Cardinals	(SL)	L 7	10

1980 — 1-3

		Chi	Opp
A 10 New York Jets	(NJ)	W 21	9
A 16 Cincinnati Bengals	(CI)	L 3	21
A 23 Cleveland Browns	(S)	L 31	33
A 30 St. Louis Cardinals	(S)	L 13	21

1981 — 2-2

		Chi	Opp
A 8 New York Giants	(S)	L 7	23
A 15 Kansas City Chiefs	(KC)	L 0	13
A 22 Cincinnati Bengals	(S)	W 24	21
A 29 St. Louis Cardinals	(SL)	W 31	27

1982 — 1-3

		Chi	Opp
A 16 San Diego Chargers	(SD)	L 27	28
A 21 Buffalo Bills	(BF)	W 21	14
A 28 St. Louis Cardinals	(S)	L 3	10
S 4 Baltimore Colts	(S)	L 17	26

1983 — 3-1

		Chi	Opp
A 6 Buffalo Bills	(S)	W 27	17
A 13 St. Louis Cardinals	(SL)	L 24	27
A 20 Los Angeles Raiders	(LA)	W 27	21
A 27 Kansas City Chiefs	(S)	W 20	17

1984 — 1-3

		Chi	Opp
A 4 St. Louis Cardinals	(S)	L 10	19
A 11 Green Bay Packers	(ML)	L 10	17
A 18 Cincinnati Bengals	(S)	L 17	25
A 26 Buffalo Bills	(I)	W 38	7

1985 — 1-3

		Chi	Opp
A 9 St. Louis Cardinals	(SL)	L 3	10
A 17 Indianapolis Colts	(S)	L 13	24
A 26 *Dallas Cowboys	(DA)	L 13	15
A 31 Buffalo Bills	(S)	W 45	14

1986 — 4-1

		Chi	Opp
A 3 **Dallas Cowboys	(LN)	W 17	6
A 9 Pittsburgh Steelers	(TR)	W 33	13
A 16 Indianapolis Colts	(S)	W 38	21
A 23 St. Louis Cardinals	(S)	L 7	14
A 30 Buffalo Bills	(ND)	W 31	17

1987 — 3-1

		Chi	Opp
A 16 Miami Dolphins	(JR)	W 10	3
A 22 Pittsburgh Steelers	(S)	W 50	14
A 31 *St. Louis Cardinals	(S)	L 16	20
S 5 Los Angeles Raiders	(LA)	W 20	17

History

Preseason Results

1988 — 1-3 Stadium† Chi Opp

A 6	Miami Dolphins	(S)	W	20	17
A 14	*Minnesota Vikings	(SW)	L	21	28
A 22	*Dallas Cowboys	(DA)	L	9	17
A 26	Los Angeles Raiders	(S)	L	22	37

1989 — 2-2 Chi Opp

A 14	*Miami Dolphins	(JR)	W	28	20
A 19	San Diego Chargers	(S)	L	7	24
A 27	Kansas City Chiefs	(S)	L	17	22
S 2	Los Angeles Raiders	(LA)	W	41	38

1990 — 4-1 Chi Opp

A 4	Cleveland Browns	(CN)	W	13	0
A 11	Miami Dolphins	(S)	W	10	6
A 18	Phoenix Cardinals	(TM)	W	17	9
A 24	Los Angeles Raiders	(S)	L	3	20
A 30	Buffalo Bills	(SC)	W	35	7

1991 — 2-3 Chi Opp

J 26	Miami Dolphins	(JR)	W	6	0
A 3	**San Francisco 49ers	(G)	L	7	21
A 11	Phoenix Cardinals	(S)	L	10	12
A 17	Los Angeles Raiders	(LA)	L	10	13
A 24	Buffalo Bills	(S)	W	30	13

1992 — 1-3 Chi Opp

A 10	*New Orleans Saints	(S)	L	31	34
A 15	Phoenix Cardinals	(TM)	L	17	20
A 23	Pittsburgh Steelers	(S)	L	17	28
A 28	Dallas Cowboys	(TX)	W	20	13

1993 — 1-3 Chi Opp

A 8	Philadelphia Eagles	(V)	L	9	13
A 14	Phoenix Cardinals	(S)	L	10	11
A 23	*New Orleans Saints	(NO)	L	14	20
A 27	Dallas Cowboys	(S)	W	23	21

1994 — 4-0 Chi Opp

A 5	Philadelphia Eagles	(S)	W	12	6
A 13	Arizona Cardinals	(TM)	W	16	0
A 22	*Kansas City Chiefs	(KC)	W	21	18
A 27	New York Giants	(S)	W	27	21

1995 — 1-3 Chi Opp

A 4	Carolina Panthers	(S)	W	18	15
A 14	*Cleveland Browns	(CL)	L	13	55
A 20	Arizona Cardinals	(S)	L	16	17
A 24	Indianapolis Colts	(I)	L	7	29

1996 — 1-3 Chi Opp

A 3	Carolina Panthers	(C)	L	12	30
A 11	Miami Dolphins	(S)	W	24	21
A 17	New Orleans Saints	(NO)	L	21	31
A 22	# Kansas City Chiefs	(S)	L	10	14

1997 — 2-3 Chi Opp

J 27	**Pittsburgh Steelers @ Dublin	L	17	30	
A 2	@Buffalo Bills	(BF)	W (ot)	20	17
A 10	@Miami Dolphins	(JR)	L	14	21
A 17	Arizona Cardinals	(S)	W	22	10
A 22	New Orleans Saints	(S)	L	7	13

1998 — 0-4 Chi Opp

A 8	@Baltimore Ravens	(BA)	L	14	19
A 14	@Arizona Cardinals	(TM)	L	24	27
A 21	Buffalo Bills	(S)	L	9	17
A 28	New York Jets	(S)	L	7	24

1999 — 2-2 Chi Opp

A 7	Indianapolis Colts	(S)	W	9	6
A 13	@ Pittsburgh Steelers	(TR)	L	23	30
A 21	St. Louis Rams	(S)	W	38	24
A 28	@ Cleveland Browns	(CB)	L	24	35

2000 — 2-2 Chi Opp

A 5	@ New York Giants	(NJ)	W	20	8
A 12	Cleveland Browns	(S)	W	19	6
A 19	@ Cincinnati Bengals	(CI)	L	20	24
A 26	Tennessee Titans	(S)	L	28	34

2001 — 1-3 Chi Opp

A 4	Cincinnati Bengals	(S)	W	16	13 (ct)
A 11	@ Tennessee Titans	(AD)	L	24	27
A 18	@ Kansas City Chiefs	(KC)	L	9	10
A 25	Arizona Cardinals	(S)	L	20	24

2002 — Chi Opp

A 10	Denver Broncos	(IL)
A 16	@ St. Louis	(AC)
A 23	Jacksonville Jaguars	(IL)
A 29	@ Miami Dolphins	(PP)

All-time Pre-season Record: 207-140-8 (.594)

* Indicates Monday Night Football

** American Bowl game (overseas)

Game terminated in 3rd quarter due to lightning.

† See page 250 for stadium codes.

INTERNET ACCESS

The Bears internet address is:

www.chicagobears.com

The NFL internet address is:

www.nfl.com

You can e-mail the Chicago Bears Public Relations Department at the following addresses:

ScottH@Bears.nfl.com

JimC@Bears.nfl.com

BillW@Bears.nfl.com

RogerH@Bears.nfl.com

SharonL@Bears.nfl.com

Postseason Results

Date	Game	Winner	Loser	Chi-Opp	Site
12-17-33	NFL Championship	BEARS	NY Giants	23-21	Wrigley Field
12-9-34	NFL Championship	NY Giants	BEARS	13-30	Polo Grounds
12-12-37	NFL Championship	Washington	BEARS	21-28	Wrigley Field
12-8-40	NFL Championship	BEARS	Washington	73- 0	Griffith Stadium
12-14-41	Conf. Championship	BEARS	Green Bay	33-14	Wrigley Field
12-21-41	NFL Championship	BEARS	NY Giants	37- 9	Wrigley Field
12-13-42	NFL Championship	Washington	BEARS	6-14	Griffith Stadium
12-26-43	NFL Championship	BEARS	Washington	41-21	Wrigley Field
12-15-46	NFL Championship	BEARS	NY Giants	24-14	Polo Grounds
12-17-50	Conf. Championship	LA Rams	BEARS	14-24	LA Coliseum
12-30-56	NFL Championship	NY Giants	BEARS	7-47	Yankee Stadium
12-29-63	NFL Championship	BEARS	NY Giants	14-10	Wrigley Field
12-26-77	NFC Divisional	Dallas	BEARS	7-37	Texas Stadium
12-23-79	NFC Wild Card	Philadelphia	BEARS	17-27	Veterans Stadium
12-30-84	NFC Divisional	BEARS	Washington	23-19	RFK Memorial
1-6-85	NFC Championship	San Francisco	BEARS	0-23	Candlestick Park
1-5-86	NFC Divisional	BEARS	NY Giants	21- 0	Soldier Field
1-12-86	Conf. Championship	BEARS	LA Rams	24- 0	Soldier Field
1-26-86	Super Bowl XX	BEARS	New England	46-10	Louisiana Superdome
1-3-87	NFC Divisional	Washington	BEARS	13-27	Soldier Field
1-10-88	NFC Divisional	Washington	BEARS	17-21	Soldier Field
12-31-88	NFC Divisional	BEARS	Philadelphia	20-12	Soldier Field
1-8-89	Conf. Championship	San Francisco	BEARS	3-28	Soldier Field
1-6-91	First Round	BEARS	New Orleans	16- 6	Soldier Field
1-13-91	NFC Divisional	NY Giants	BEARS	3-31	Giants Stadium
12-29-91	First Round	Dallas	BEARS	13-17	Soldier Field
1-1-95	First Round	BEARS	Minnesota	35-18	HHH Metrodome
1-7-95	NFC Divisional	San Francisco	BEARS	15-44	Candlestick Park
1-19-02	NFC Divisional	Philadelphia	BEARS	19-33	Soldier Field

Bears vs.:	Green Bay	1-0 (1.000)
	Minnesota	1-0 (1.000)
	New England	1-0 (1.000)
	New Orleans	1-0 (1.000)
	NY Giants	5-3 (.625)
	LA Rams	1-1 (.500)
	Philadelphia	1-2 (.333)
	Washington	3-4 (.429)
	Dallas	0-2 (.000)
	San Francisco	0-3 (.000)

Playoff record: 14-15 (.483)

Record at home: 10-6 (.625)

NFL Championship game record: 7-4 (.667)

NFC Central Division Championships:

1977*, 1979*, 1984, 1985, 1986, 1987,

1988, 1990, 2001

(* tied for division title and lost tiebreaker)

MOST-WATCHED TV PROGRAMS...EVER

Program	Date	Viewers	Rating
1. Super Bowl XVI (San Francisco vs. Cincinnati) CBS	1-24-82	110,000,000	49.1
2. Super Bowl XVII (Washington vs. Miami) NBC	1-30-83	109,000,000	48.6
3. Super Bowl XX (Chicago vs. New England) NBC	1-26-86	127,000,000	48.3
4. Super Bowl XII (Dallas vs. Denver) CBS	1-15-78	102,000,000	47.2
5. Super Bowl XIII (Pittsburgh vs. Dallas) NBC	1-21-79	97,000,000	47.1

• A rating is the percentage of houses with televisions which are watching the program. The 48.3 for Super Bowl XX is the fourth-highest in TV history (SBXVI, SBXVII, and the '94 winter figure skating).

• The Bears' Super Bowl drew a 70 share, which means that 70% of all people watching TV were watching that game. The closest any program has come to a 70 since Super Bowl XX was in January, 1996 when Super Bowl XXX recorded a 68 share.

History

Bears All-Time Results

1920 (10-1-2, .909)

George S. Halas, Ed Sternaman — Coaches	Decatur Stalets Opp
O 3 Moline Tractors	W 20 0
O 10 Kewanee	W 25 7
O 17 @ Rock Island Indep.	W 7 0
O 24 @ Chicago Tigers	W 10 0
O 31 @ Rockford	W 29 0
N 7 @ Rock Island Indep.	T 0 0
N 11 @ Champaign	W 20 0
N 14 @ Minneapolis Marines	W 3 0
N 21 Hammond Pros	W 28 7
N 25 @ Chicago Tigers	W 6 0
N 28 @ Chicago Cardinals	L 6 7
D 5 @ Chicago Cardinals	W 10 0
D 12 Akron Pros	T 0 0
	164 21

1921 (9-1-1, .900)

George S. Halas, Ed Sternaman — Coaches	Chicago Stalets Opp
O 10 @ Rock Island Indep.	W 14 10
O 16 Rochester Jeffersons	W 15 13
O 23 Dayton Triangles	W 7 0
N 6 Detroit Tigers	W 20 9
N 13 Rock Island Indep.	W 3 0
N 20 Cleveland Indians	W 22 7
N 24 Buffalo All-Americans	L 6 7
N 27 Green Bay Packers	W 20 0
D 4 Buffalo All-Americans	W 10 7
D 11 Canton Bulldogs	W 10 0
D 18 @ Chicago Cardinals	T 0 0
	128 53

1922 (9-3, .750)

George S. Halas, Ed Sternaman — Coaches	Chicago Bears Opp
O 1 Racine Legion	W 6 0
O 6 @ Rock Island Indep.	W 10 6
O 15 Rochester Jeffersons	W 7 0
O 22 Buffalo All-Americans	W 7 0
O 29 Canton Bulldogs	L 6 7
N 5 Dayton Triangles	W 9 0
N 12 Orange Indians	W 33 6
N 19 Rock Island Indep.	W 3 0
N 26 Akron Pros	W 20 10
N 30 @ Chicago Cardinals	L 0 6
D 3 Toledo Maroons	W 22 0
D 10 @ Chicago Cardinals	L 0 9
	123 44

1923 (9-2-1, .818)

George S. Halas, Ed Sternaman — Coaches	Bears Opp
S 30 @ Rock Island Indep.	L 0 3
O 7 @ Racine Legion	W 3 0
O 14 @ Green Bay Packers	W 3 0
O 21 Canton Bulldogs	L 0 6
O 28 Buffalo All-Americans	W 18 3
N 4 Orange Indians	W 26 0
N 11 Akron Pros	W 20 6
N 18 Rock Island Indep.	W 7 3
N 25 Hammond Pros	W 14 7
N 29 Chicago Cardinals	W 3 0
D 2 Milwaukee Badgers	T 0 0
D 9 Rock Island Indep.	W 29 7
	123 35

1924 (6-1-4, .857)

George S. Halas, Ed Sternaman — Coaches	Bears Opp
S 28 @ Rock Island Indep.	T 0 0
O 5 @ Cleveland Bulldogs	L 14 16
O 12 Racine Legion	T 10 10
O 19 Chicago Cardinals	W 6 0
O 26 Frankford Yefackets	W 33 3
N 2 Rock Island Indep.	T 3 3
N 9 Columbus Tigers	W 12 6
N 16 Racine Legion	T 3 3
N 23 Green Bay Packers	W 3 0
N 27 @ Chicago Cardinals	W 21 0
N 30 Milwaukee Badgers	W 31 14
	136 55

1925 (9-5-3, .643)

George S. Halas, Ed Sternaman — Coaches	Bears Opp
S 20 @ Rock Island Indep.	T 0 0
S 27 @ Green Bay Packers	L 10 14
O 4 Detroit Panthers	T 0 0
O 11 Hammond Pros	W 29 7
O 18 Cleveland Bulldogs	W 7 0
O 25 @ Chicago Cardinals	L 0 9
N 1 Rock Island Indep.	W 6 0
N 8 Frankford Yefackets	W 19 0
N 15 Detroit Panthers	W 14 0
N 22 Green Bay Packers	W 21 0
N 26 Chicago Cardinals	T 0 0
N 29 Columbus Tigers	W 14 13
D 5 @ Frankford Yefackets	W 14 7
D 6 @ New York Giants	W 19 7
D 9 @ Providence Ste. Rol	L 6 9
D 12 @ Detroit Panthers	L 0 21
D 13 New York Giants	L 0 9
	158 96

1926 (12-1-3, .923)

George S. Halas, Ed Sternaman — Coaches	Bears Opp
S 13 @ Milwaukee Badgers	W 10 7
S 26 @ Green Bay Packers	T 6 6
O 3 @ Detroit Panthers	W 10 7
O 10 New York Giants	W 7 0
O 17 Chicago Cardinals	W 16 0
O 24 Duluth Eskimos	W 24 6
O 31 Akron Indians	W 17 0
N 7 Louisville Colonels	W 34 0
N 11 @ Chicago Cardinals	W 10 0
N 13 Milwaukee Badgers	W 10 7
N 21 Green Bay Packers	W 19 13
N 25 Chicago Cardinals	T 0 0
N 28 Canton Bulldogs	W 35 0
D 3 @ Frankford Yefackets	L 5 7
D 12 Pottsville Maroons	W 9 7
D 19 Green Bay Packers	T 3 3
	216 63

1927 (9-3-2, .750)

George S. Halas, Ed Sternaman — Coaches	Bears Opp
S 25 @ Chicago Cardinals	W 9 0
O 2 @ Green Bay Packers	W 7 6
O 16 New York Yankees	W 12 0
O 23 Cleveland Bulldogs	W 14 12
O 30 Dayton Triangles	W 14 6
N 6 Providence Ste. Rol	T 0 0
N 8 @ New York Yankees	L 6 26
N 13 Pottsville Maroons	W 30 12
N 20 Green Bay Packers	W 14 6
N 24 Chicago Cardinals	L 0 3
N 27 @ New York Giants	L 7 13
D 3 @ Frankford Yefackets	T 0 0
D 4 Frankford Yefackets	W 9 0
D 11 Duluth Eskimos	W 27 0
	149 84

1928 (7-5-1, .636)

George S. Halas, Ed Sternaman — Coaches	Bears Opp
S 23 @ Chicago Cardinals	W 15 0
S 30 @ Green Bay Packers	T 12 12
O 14 New York Giants	W 13 0
O 21 Green Bay Packers	L 6 16
O 28 Detroit Wolverines	L 0 6
N 4 New York Yankees	W 27 0
N 11 Dayton Triangles	W 27 0
N 18 Pottsville Maroons	W 13 6
N 25 Detroit Wolverines	L 7 14
N 29 Chicago Cardinals	W 34 0
D 2 Frankford Yefackets	W 28 6
D 9 Green Bay Packers	L 0 6
D 15 @ Frankford Yefackets	L 0 19
	182 85

1929 (4-9-2, .308)

George S. Halas, Ed Sternaman — Coaches	Bears Opp
S 22 @ Minneapolis Marines	W 19 6
S 29 @ Green Bay Packers	L 0 23
O 6 @ Minneapolis Marines	W 7 6
O 13 @ Buffalo Bisons	W 16 0
O 20 Chicago Cardinals	T 0 0
O 27 Minneapolis Rjackets	W 27 0
N 3 New York Giants	L 14 26
N 10 Green Bay Packers	L 0 14
N 16 @ Frankford Yefackets	L 14 20
N 17 @ New York Giants	L 0 34
N 24 Buffalo Bisons	L 7 19
N 28 @ Chicago Cardinals	L 6 40
D 1 Frankford Yefackets	T 0 0
D 8 Green Bay Packers	L 0 25
D 15 New York Giants	L 9 14
	119 227

1930 (9-4-1, .692)

Ralph Jones — Coach	Bears Opp
S 21 Brooklyn Dodgers	T 0 0
S 28 @ Green Bay Packers	L 0 7
O 5 @ Minneapolis Rjackets	W 20 0
O 12 New York Giants	L 0 12
O 19 @ Chicago Cardinals	W 32 6
O 22 @ Portsmouth Spartans	L 6 7
O 26 Frankford Yefackets	W 13 7
N 2 Minneapolis Rjackets	W 20 7
N 9 Green Bay Packers	L 12 13
N 16 @ New York Giants	W 12 0
N 22 @ Frankford Yefackets	W 13 6
N 27 Chicago Cardinals	W 6 0
N 30 Portsmouth Spartans	W 14 6
D 7 Green Bay Packers	W 21 0
	169 71

1931 (8-5, .615)

Ralph Jones — Coach	Bears Opp
S 16 Cleveland Indians	W 21 0
S 27 @ Green Bay Packers	L 0 7
O 11 New York Giants	W 6 0
O 18 Chicago Cardinals	W 26 13
O 25 Frankford Yefackets	L 12 13
N 1 Green Bay Packers	L 2 2
N 8 Portsmouth Spartans	W 9 6
N 15 New York Giants	W 12 6
N 22 @ Brooklyn Dodgers	W 26 0
N 26 Chicago Cardinals	W 18 7
N 29 @ Portsmouth Spartans	L 0 3
D 6 Green Bay Packers	W 7 6
D 13 New York Giants	L 6 25
	145 92

1932 (7-1-6, .875)

Ralph Jones — Coach	Bears Opp
S 25 @ Green Bay Packers	T 0 0
O 2 @ Staten Isl. Stapletons	T 0 0
O 9 @ Chicago Cardinals	T 0 0
O 16 Green Bay Packers	L 0 2
O 23 Staten Isl. Stapletons	W 27 7
O 30 @ Boston Braves	T 7 7
N 6 @ New York Giants	W 28 6
N 13 Portsmouth Spartans	T 13 13
N 20 Brooklyn Dodgers	W 20 0
N 24 Chicago Cardinals	W 34 0
N 27 @ Portsmouth Spartans	T 7 7
D 4 New York Giants	W 6 0
D 11 Green Bay Packers	W 9 0
D 18 Portsmouth Spartans	W 9 0
	160 44

Bears All-Time Results

1933 (10-2-1, .833)

George S. Halas — Coach		Bears	Opp
S 24	@ Green Bay Packers	W	14 7
O 1	Boston Redskins	W	7 0
O 8	@ Brooklyn Dodgers	W	10 0
O 15	Chicago Cardinals	W	12 9
O 22	Green Bay Packers	W	10 7
O 29	New York Giants	W	14 10
N 5	@ Boston Redskins	L	0 10
N 12	@ Philadelphia Eagles	T	3 3
N 19	@ New York Giants	L	0 3
N 26	Portsmouth Spartans	W	17 14
N 30	Chicago Cardinals	W	22 6
D 3	@ Portsmouth Spartans	W	17 7
D 10	Green Bay Packers	W	7 6
		133	82

PLAYOFFS

D 17	New York Giants	W	23 21
------	-----------------	---	-------

D 5	Chicago Cardinals	W	42 28
		201	100
PLAYOFFS			
D 12	Washington Redskins	L	21 28

1938 (6-5, .545)

George S. Halas — Coach		Bears	Opp
S 11	Chicago Cardinals	W	16 13
S 18	@ Green Bay Packers	W	2 0
O 2	@ Philadelphia Eagles	W	28 6
O 9	@ Cleveland Rams	L	7 14
O 16	Chicago Cardinals	W	34 28
O 23	Cleveland Rams	L	21 23
O 30	Detroit Lions	L	7 13
N 6	Green Bay Packers	L	17 24
N 13	Washington Redskins	W	31 7
N 20	@ Brooklyn Dodgers	W	24 6
N 24	@ Detroit Lions	L	7 14
		194	148

1939 (8-3, .727)

George S. Halas — Coach		Bears	Opp
S 15	Cleveland Rams	W	30 21
S 24	@ Green Bay Packers	L	16 21
O 2	@ Pittsburgh Steelers	W	32 0
O 8	@ Cleveland Rams	W	35 21
O 15	Chicago Cardinals	W	44 7
O 22	@ New York Giants	L	13 16
O 29	Detroit Lions	L	6 10
N 5	Green Bay Packers	W	30 27
N 12	@ Detroit Lions	W	23 13
N 19	Philadelphia Eagles	W	27 14
N 26	Chicago Cardinals	W	48 7
		298	157

1940 (8-3, .727)

George S. Halas — Coach		Bears	Opp
S 22	@ Green Bay Packers	W	41 0
S 25	@ Chicago Cardinals	L	7 21
O 6	@ Cleveland Rams	W	21 14
O 13	Detroit Lions	W	7 0
O 20	Brooklyn Dodgers	W	16 7
O 27	@ New York Giants	W	37 21
N 3	Green Bay Packers	W	14 7
N 10	@ Detroit Lions	L	14 17
N 17	@ Washington Redskins	L	3 7
N 24	Cleveland Rams	W	47 25
D 1	Chicago Cardinals	W	31 23
		238	152

PLAYOFFS

D 8	@ Washington Redskins	W	73 0
-----	-----------------------	---	------

1941 (10-1, .909)

George S. Halas — Coach		Bears	Opp
S 28	@ Green Bay Packers	W	25 17
O 5	@ Cleveland Rams	W	48 21
O 12	Chicago Cardinals	W	53 7
O 19	Detroit Lions	W	49 0
O 26	Pittsburgh Steelers	W	34 7
N 2	Green Bay Packers	L	14 16
N 9	Cleveland Rams	W	31 13
N 16	Washington Redskins	W	35 21
N 23	@ Detroit Lions	W	24 7
N 30	@ Philadelphia Eagles	W	49 14
D 7	@ Chicago Cardinals	W	34 24
		390	147

PLAYOFFS

D 14	Green Bay Packers	W	33 14
D 21	New York Giants	W	37 9

1942 (11-0, 1.000)

George S. Halas — Coach		Bears	Opp
S 27	@ Green Bay Packers	W	44 28
O 4	@ Cleveland Rams	W	21 7
O 11	Chicago Cardinals	W	41 14
O 18	New York Giants	W	26 7
O 25	Philadelphia Eagles	W	45 14
Heartley "Hunk" Anderson			
Luke Johnsons — Coaches			
N 1	Detroit Lions	W	16 0
N 8	@ Brooklyn Dodgers	W	35 0

N 15	Green Bay Packers	W	38 7
N 22	@ Detroit Lions	W	42 0
N 29	Cleveland Rams	W	47 0
D 6	@ Chicago Cardinals	W	21 7
		376	84

PLAYOFFS

D 13	@ Washington Redskins	L	6 14
------	-----------------------	---	------

1943 (8-1-1, .889)

Heartley "Hunk" Anderson		Bears	Opp
Luke Johnsons — Coaches			
S 26	@ Green Bay Packers	T	21 21
O 3	@ Detroit Lions	W	27 21
O 10	Chicago Cardinals	W	20 0
O 17	Philadelphia "Steagles"	W	48 21
O 24	Brooklyn Dodgers	W	33 21
O 31	Detroit Lions	W	35 14
N 7	Green Bay Packers	W	21 7
N 14	@ New York Giants	W	56 7
N 21	@ Washington Redskins	L	7 21
N 28	@ Chicago Cardinals	W	35 24
		303	157

PLAYOFFS

D 26	Washington Redskins	W	41 21
------	---------------------	---	-------

1944 (6-3-1, .667)

Heartley "Hunk" Anderson,		Bears	Opp
Luke Johnsons — Coaches			
S 24	@ Green Bay Packers	L	28 42
O 8	@ Cleveland Rams	L	7 19
O 15	Cardinal-Pittsburgh	W	34 7
O 22	Detroit Lions	T	21 21
O 29	Cleveland Rams	W	28 21
N 5	Green Bay Packers	W	21 0
N 12	Boston Yanks	W	21 7
N 19	@ Detroit Lions	L	21 41
N 26	@ Philadelphia Eagles	W	28 7
D 3	@ Cardinal-Pittsburgh	W	49 7
		258	172

1945 (3-7, .300)

Heartley "Hunk" Anderson		Bears	Opp
Luke Johnsons — Coaches			
S 30	@ Green Bay Packers	L	21 31
O 7	@ Cleveland Rams	L	0 17
O 14	Chicago Cardinals	L	7 16
O 21	Cleveland Rams	L	21 41
O 28	@ Detroit Lions	L	10 16
N 4	Green Bay Packers	W	28 24
N 11	Detroit Lions	L	28 35
N 18	@ Washington Redskins	L	21 28
N 25	Pittsburgh Steelers	W	28 7
D 2	@ Chicago Cardinals	W	28 20
		192	235

1946 (8-2-1, .800)

George S. Halas — Coach		Bears	Opp
S 29	@ Green Bay Packers	W	30 7
O 6	@ Chicago Cardinals	W	34 17
O 13	Los Angeles Rams	T	28 28
O 20	Philadelphia Eagles	W	21 14
O 27	@ New York Giants	L	0 14
N 3	Green Bay Packers	W	10 7
N 10	@ Los Angeles Rams	W	27 21
N 17	Washington Redskins	W	24 20
N 24	Detroit Lions	W	42 6
D 1	Chicago Cardinals	L	28 35
D 8	@ Detroit Lions	W	45 24
		289	193

PLAYOFFS

D 15	@ New York Giants	W	24 14
------	-------------------	---	-------

1934 (13-0, 1.000)

George S. Halas — Coach		Bears	Opp
S 23	@ Green Bay Packers	W	24 10
S 30	@ Cincinnati Reds	W	21 3
O 7	@ Brooklyn Dodgers	W	21 7
O 10	@ Pittsburgh Pirates	W	29 0
O 14	Chicago Cardinals	W	20 0
O 21	Cincinnati Reds	W	41 7
O 28	Green Bay Packers	W	27 14
N 4	New York Giants	W	27 7
N 11	@ Boston Redskins	W	21 0
N 18	@ New York Giants	W	10 9
N 25	Chicago Cardinals	W	17 6
N 29	@ Detroit Lions	W	19 16
D 2	Detroit Lions	W	10 10
		286	86

PLAYOFFS

D 9	@ New York Giants	L	13 30
-----	-------------------	---	-------

1935 (6-4-2, .600)

George S. Halas — Coach		Bears	Opp
S 22	@ Green Bay Packers	L	0 7
S 29	@ Pittsburgh Pirates	W	23 7
O 13	@ Philadelphia Eagles	W	39 0
O 20	Brooklyn Dodgers	W	24 14
O 27	Green Bay Packers	L	14 17
N 3	@ New York Giants	W	20 3
N 10	@ Boston Redskins	W	30 14
N 17	New York Giants	L	0 3
N 24	Detroit Lions	T	20 20
N 28	@ Detroit Lions	L	2 14
D 1	Chicago Cardinals	T	7 7
D 8	Chicago Cardinals	W	13 0
		192	106

1936 (9-3, .750)

George S. Halas — Coach		Bears	Opp
S 20	@ Green Bay Packers	W	30 3
S 27	@ Philadelphia Eagles	W	17 0
O 4	@ Pittsburgh Pirates	W	27 9
O 11	Chicago Cardinals	W	7 3
O 18	Pittsburgh Pirates	W	26 7
O 25	Detroit Lions	W	12 10
N 1	Green Bay Packers	L	13 21
N 8	@ New York Giants	W	25 7
N 15	@ Boston Redskins	W	26 0
N 22	@ Philadelphia Eagles	W	28 7
N 26	@ Detroit Lions	L	7 13
N 29	Chicago Cardinals	L	7 14
		222	94

1937 (9-1-1, .900)

George S. Halas — Coach		Bears	Opp
S 19	@ Green Bay Packers	W	14 2
O 4	@ Pittsburgh Steelers	W	7 0
O 10	@ Cleveland Rams	W	20 2
O 17	Chicago Cardinals	W	15 7
O 24	Detroit Lions	W	28 20
O 31	@ New York Giants	T	3 3
N 7	Green Bay Packers	L	14 24
N 14	Brooklyn Dodgers	W	29 7
N 25	@ Detroit Lions	W	13 0
N 28	Cleveland Rams	W	15 7

History

Bears All-Time Results

1947 (8-4, .667)

George S. Halas — Coach		Bears	Opp
S 28 @ Green Bay Packers	L	20	25
O 5 @ Chicago Cardinals	L	7	31
O 12 Philadelphia Eagles	W	40	7
O 19 Detroit Lions	W	33	24
O 26 @ Washington Redskins	W	56	20
N 2 @ Boston Yanks	W	28	24
N 9 Green Bay Packers	W	20	17
N 16 @ Los Angeles Rams	W	41	21
N 23 Pittsburgh Steelers	W	49	7
N 27 @ Detroit Lions	W	34	14
D 7 @ Los Angeles Rams	L	14	17
D 14 Chicago Cardinals	L	21	30
		363	241

1948 (10-2, .833)

George S. Halas — Coach		Bears	Opp
S 26 @ Green Bay Packers	W	45	7
O 4 @ Chicago Cardinals	W	28	17
O 10 Los Angeles Rams	W	42	21
O 17 Detroit Lions	W	28	0
O 24 @ Philadelphia Eagles	L	7	12
O 31 New York Giants	W	35	14
N 7 @ Los Angeles Rams	W	21	5
N 14 Green Bay Packers	W	7	8
N 21 @ Boston Yanks	W	51	17
N 28 Washington Redskins	W	48	13
D 5 @ Detroit Lions	W	42	14
D 12 Chicago Cardinals	L	21	24
		375	151

1949 (9-3, .750)

George S. Halas — Coach		Bears	Opp
S 25 @ Green Bay Packers	W	17	0
O 2 @ Chicago Cardinals	W	17	7
O 9 @ Los Angeles Rams	L	18	31
O 16 Philadelphia Eagles	W	38	21
O 23 @ New York Giants	L	26	35
O 30 @ Los Angeles Rams	L	24	27
N 6 Green Bay Packers	W	24	3
N 13 Detroit Lions	W	27	24
N 20 @ Washington Redskins	W	31	21
N 24 @ Detroit Lions	W	28	7
D 4 Pittsburgh Steelers	W	30	21
D 11 Chicago Cardinals	W	52	21
		332	218

1950 (9-3, .750)

George S. Halas — Coach		Bears	Opp
S 17 @ Los Angeles Rams	W	24	20
S 24 @ San Francisco 49ers	W	52	20
O 1 @ Green Bay Packers	L	21	31
O 8 Chicago Cardinals	W	27	6
O 15 Green Bay Packers	W	28	14
O 22 @ New York Yanks	L	27	38
N 5 @ Detroit Lions	W	35	21
N 12 New York Yanks	W	25	20
N 19 San Francisco 49ers	W	17	0
N 26 Los Angeles Rams	W	24	14
D 3 @ Chicago Cardinals	L	10	20
D 10 Detroit Lions	W	6	3
		275	207

PLAYOFFS

D 17 @ Los Angeles Rams	L	14	24
-------------------------	---	----	----

1951 (7-5, .583)

George S. Halas — Coach		Bears	Opp
S 30 @ Green Bay Packers	W	31	20
O 7 @ Chicago Cardinals	L	14	28
O 14 New York Yanks	W	24	21
O 21 San Francisco 49ers	W	13	7
O 28 @ Detroit Lions	W	28	23
N 4 @ Washington Redskins	W	27	0
N 11 Detroit Lions	L	28	41
N 18 Green Bay Packers	W	24	13
N 25 @ Cleveland Browns	L	21	42
D 2 @ Los Angeles Rams	L	17	43
D 9 @ New York Yanks	W	45	21
D 16 Chicago Cardinals	L	14	24
		256	282

1952 (5-7, .416)

George S. Halas — Coach		Bears	Opp
S 23 @ Green Bay Packers	W	24	14
O 5 @ Chicago Cardinals	L	10	21
O 12 Dallas Texans	W	38	20
O 19 San Francisco 49ers	L	16	40
O 26 @ Los Angeles Rams	L	7	31
N 2 @ San Francisco 49ers	W	20	17
N 9 Green Bay Packers	L	28	41
N 16 Los Angeles Rams	L	24	40
N 23 Detroit Lions	W	24	23
N 27 @ Dallas Texans	L	23	27
D 7 @ Detroit Lions	L	21	45
D 14 Chicago Cardinals	W	10	7
		245	326

1953 (3-8-1, .273)

George S. Halas — Coach		Bears	Opp
S 27 @ Baltimore Colts	L	9	13
O 4 @ Green Bay Packers	W	17	13
O 11 Baltimore Colts	L	14	16
O 18 San Francisco 49ers	L	28	35
O 25 @ Los Angeles Rams	L	24	28
N 1 @ San Francisco 49ers	L	14	24
N 8 Green Bay Packers	T	21	21
N 15 @ Washington Redskins	W	27	24
N 22 Detroit Lions	L	16	20
N 29 Los Angeles Rams	W	24	21
D 6 @ Detroit Lions	L	7	13
D 13 Chicago Cardinals	L	17	24
		218	262

1954 (8-4, .667)

George S. Halas — Coach		Bears	Opp
S 26 @ Detroit Lions	L	23	48
O 3 @ Green Bay Packers	W	10	3
O 10 Baltimore Colts	W	29	9
O 17 San Francisco 49ers	L	34	31
O 24 @ Los Angeles Rams	L	38	42
O 31 @ San Francisco 49ers	W	31	27
N 7 Green Bay Packers	W	28	23
N 14 Cleveland Browns	L	10	39
N 21 @ Baltimore Colts	W	28	13
N 28 Los Angeles Rams	W	24	13
D 5 @ Chicago Cardinals	W	29	7
D 12 Detroit Lions	W	28	24
		301	279

1955 (8-4, .667)

George S. Halas — Coach		Bears	Opp
S 25 @ Baltimore Colts	L	17	23
O 2 @ Green Bay Packers	L	3	24
O 9 San Francisco 49ers	L	19	20
O 16 Baltimore Colts	W	38	10
O 23 @ San Francisco 49ers	W	34	23
O 30 @ Los Angeles Rams	W	31	20
N 6 Green Bay Packers	W	52	21
N 13 Los Angeles Rams	W	24	3
N 20 @ Detroit Lions	W	24	14
N 27 @ Chicago Cardinals	L	14	53
D 4 Detroit Lions	W	21	20
D 11 Philadelphia Eagles	W	17	10
		294	251

1956 (9-2-1, .818)

John Paddy Driscoll — Coach		Bears	Opp
S 30 @ Baltimore Colts	L	21	28
O 7 @ Green Bay Packers	W	37	21
O 14 San Francisco 49ers	W	31	7
O 21 Baltimore Colts	W	58	27
O 28 @ San Francisco 49ers	W	38	31
N 4 @ Los Angeles Rams	W	35	24
N 11 Green Bay Packers	W	38	14
N 18 Los Angeles Rams	W	30	21
N 25 @ New York Giants	T	17	17
D 2 @ Detroit Lions	L	10	42
D 9 Chicago Cardinals	W	10	3
D 16 Detroit Lions	W	38	21
		363	248

PLAYOFFS

D 30 @ New York Giants	L	7	47
------------------------	---	---	----

1957 (5-7, .417)

John Paddy Driscoll — Coach		Bears	Opp
S 29 @ Green Bay Packers	L	17	21
O 5 @ Baltimore Colts	L	10	21
O 13 San Francisco 49ers	L	17	21
O 20 Los Angeles Rams	W	34	26
O 27 @ San Francisco 49ers	L	17	21
N 3 @ Los Angeles Rams	W	16	10
N 10 Green Bay Packers	W	21	14
N 17 Baltimore Colts	L	14	29
N 24 @ Detroit Lions	W	27	7
D 1 Washington Redskins	L	3	14
D 8 @ Chicago Cardinals	W	14	6
D 15 Detroit Lions	L	13	21
		203	211

1958 (8-4, .667)

George S. Halas — Coach		Bears	Opp
S 27 @ Green Bay Packers	W	34	20
O 4 @ Baltimore Colts	L	38	51
O 12 San Francisco 49ers	W	28	6
O 19 Los Angeles Rams	W	31	10
O 26 @ San Francisco 49ers	W	27	14
N 2 @ Los Angeles Rams	L	35	41
N 9 Green Bay Packers	W	24	10
N 16 Baltimore Colts	L	0	17
N 23 @ Detroit Lions	W	20	7
N 30 @ Pittsburgh Steelers	L	10	24
D 7 Chicago Cardinals	W	30	14
D 14 Detroit Lions	W	21	16
		298	230

1959 (8-4, .667)

George S. Halas — Coach		Bears	Opp
S 27 @ Green Bay Packers	L	8	9
O 3 @ Baltimore Colts	W	26	21
O 11 Los Angeles Rams	L	21	28
O 18 Baltimore Colts	L	7	21
O 25 @ San Francisco 49ers	L	10	20
N 1 @ Los Angeles Rams	W	26	21
N 8 Green Bay Packers	W	28	17
N 15 San Francisco 49ers	W	14	3
N 22 @ Detroit Lions	W	24	14
N 29 @ Chicago Cardinals	W	31	7
D 6 Pittsburgh Steelers	W	27	21
D 13 Detroit Lions	W	25	14
		252	196

1960 (5-6-1, .455)

George S. Halas — Coach		Bears	Opp
S 25 @ Green Bay Packers	W	17	14
O 2 @ Baltimore Colts	L	7	42
O 9 Los Angeles Rams	W	34	27
O 16 San Francisco 49ers	W	27	10
O 23 @ Los Angeles Rams	T	24	24
O 30 @ San Francisco 49ers	L	7	25
N 13 Baltimore Colts	L	20	24
N 20 Detroit Lions	W	28	7
N 27 Dallas Cowboys	W	17	7
D 4 Green Bay Packers	L	13	41
D 11 @ Cleveland Browns	L	0	42
D 18 @ Detroit Lions	L	0	38
		194	299

1961 (8-6, .571)

George S. Halas — Coach		Bears	Opp
S 17 @ Minnesota Vikings	L	13	37
S 23 @ Los Angeles Rams	W	21	17
O 1 @ Green Bay Packers	L	0	24
O 8 @ Detroit Lions	W	31	17
O 15 Baltimore Colts	W	24	10
O 22 San Francisco 49ers	W	31	0
O 29 @ Baltimore Colts	W	21	20
N 5 @ Philadelphia Eagles	L	14	16
N 12 Green Bay Packers	L	28	31
N 19 @ San Francisco 49ers	L	31	41
N 26 Los Angeles Rams	W	28	24
D 3 Detroit Lions	L	15	16
D 10 Cleveland Browns	W	17	14
D 17 Minnesota Vikings	W	52	30
		326	302

1962 (9-5, .643)

George S. Halas — Coach	Bears	Opp
S 16 @ San Francisco 49ers	W	30 14
S 23 @ Los Angeles Rams	W	27 23
S 30 @ Green Bay Packers	L	0 49
O 7 @ Minnesota Vikings	W	13 0
O 14 San Francisco 49ers	L	27 34
O 21 Baltimore Colts	W	35 15
O 28 @ Detroit Lions	L	3 11
N 4 Green Bay Packers	L	7 38
N 11 Minnesota Vikings	W	31 30
N 18 @ Dallas Cowboys	W	34 33
N 25 @ Baltimore Colts	W	57 0
D 2 New York Giants	L	24 26
D 9 Los Angeles Rams	W	30 14
D 16 Detroit Lions	W	3 0
	321	287

1964 (5-9, .357)

George S. Halas — Coach	Bears	Opp
S 13 @ Green Bay Packers	L	12 23
S 20 @ Minnesota Vikings	W	34 28
S 27 @ Baltimore Colts	L	0 52
O 4 @ San Francisco 49ers	L	21 31
O 11 Los Angeles Rams	W	38 17
O 18 Detroit Lions	L	0 10
O 25 @ Washington Redskins	L	20 27
N 1 Dallas Cowboys	L	10 24
N 8 Baltimore Colts	L	24 40
N 15 @ Los Angeles Rams	W	34 24
N 22 San Francisco 49ers	W	23 21
N 26 @ Detroit Lions	W	27 24
D 5 Green Bay Packers	L	3 17
D 13 Minnesota Vikings	L	14 41
	260	379

1966 (5-7-2, .417)

George S. Halas — Coach	Bears	Opp
S 11 @ Detroit Lions	L	3 14
S 16 @ Los Angeles Rams	L	17 31
O 2 @ Minnesota Vikings	W	13 10
O 9 Baltimore Colts	W	27 17
O 16 Green Bay Packers	L	0 17
O 23 Los Angeles Rams	W	17 10
O 31 @ St. Louis Cardinals	L	17 24
N 6 Detroit Lions	T	10 10
N 13 San Francisco 49ers	T	30 30
N 20 @ Green Bay Packers	L	6 13
N 27 Atlanta Falcons	W	23 6
D 4 @ Baltimore Colts	L	16 21
D 11 @ San Francisco 49ers	L	14 41
D 18 Minnesota Vikings	W	41 28
	234	272

1963 (11-1-2, .917)

George S. Halas — Coach	Bears	Opp
S 15 @ Green Bay Packers	W	10 3
S 22 @ Minnesota Vikings	W	28 7
S 29 @ Detroit Lions	W	37 21
O 6 Baltimore Colts	W	10 3
O 13 @ Los Angeles Rams	W	52 14
O 20 @ San Francisco 49ers	L	14 20
O 27 Philadelphia Eagles	W	16 7
N 3 @ Baltimore Colts	W	17 7
N 10 Los Angeles Rams	W	6 0
N 17 Green Bay Packers	W	26 7
N 24 @ Pittsburgh Steelers	T	17 17
D 1 Minnesota Vikings	T	17 17
D 8 San Francisco 49ers	W	27 17
D 15 Detroit Lions	W	24 14
	301	144

PLAYOFFS

D 29 New York Giants	W	14 10
----------------------	---	-------

1965 (9-5, .643)

George S. Halas — Coach	Bears	Opp
S 19 @ San Francisco 49ers	L	24 52
S 25 @ Los Angeles Rams	L	29 30
O 3 @ Green Bay Packers	W	14 23
O 10 Los Angeles Rams	W	31 6
O 17 @ Minnesota Vikings	W	45 37
O 24 Detroit Lions	W	38 10
O 31 Green Bay Packers	W	31 10
N 7 Baltimore Colts	L	21 26
N 14 St. Louis Cardinals	W	34 13
N 21 @ Detroit Lions	W	17 10
N 28 @ New York Giants	W	35 14
D 5 @ Baltimore Colts	W	13 10
D 12 San Francisco 49ers	W	61 20
D 19 Minnesota Vikings	L	17 24
	409	275

1967 (7-6-1, .538)

George S. Halas — Coach	Bears	Opp
S 17 @ Pittsburgh Steelers	L	13 41
S 24 @ Green Bay Packers	L	10 13
O 1 @ Minnesota Vikings	W	17 7
O 8 Baltimore Colts	L	3 24
O 15 Detroit Lions	W	14 13
O 22 @ Cleveland Browns	L	0 24
O 29 Los Angeles Rams	L	17 28
N 5 @ Detroit Lions	W	27 13
N 12 New York Giants	W	34 7
N 19 St. Louis Cardinals	W	30 3
N 26 Green Bay Packers	L	13 17
D 3 @ San Francisco 49ers	W	26 14
D 10 Minnesota Vikings	T	10 10
D 17 @ Atlanta Falcons	W	23 14
	239	218

WRIGLEY RECORD

The Bears' all-time record at **Wrigley Field** stands at 221-89-22, a total of 332 games, **330** as the **home team**. (Two of those victories came with the Bears as the "road" team: twice in 1920 against the Chicago Tigers). The 330 Bears' home games at Wrigley Field appears to be a National Football League record, though unofficial. The Bears-Wrigley connection edges out Cleveland's Municipal Stadium as host for 324 home games of the Cleveland Browns, from 1950 through 1995. As the reincarnation of the Cleveland Browns play in a new stadium since their return in 1999, the Bears-Wrigley "record" appears safe.

In fact, Wrigley Field has hosted a total of **342 NFL games**: 330 Bears home games, five home games of the Chicago Tigers in 1920, and seven home games of the Chicago Cardinals in 1931 and 1932. Besides the Browns' 324 home games at Cleveland's Municipal Stadium, the Cleveland Indians played two home games there in 1931, and the Cleveland Rams played sixteen home contests in 1937 and 1939-1941. Municipal Stadium appears to have hosted a total of 342 total NFL games—same as Wrigley Field.

The Bears' record at **Soldier Field** stands at 147-100-1. The Bears have also played home games at **Decatur** (1921, victory over Rock Island); **DePaul** (1925, victory over Hammond); **Mills** (1930, tie versus Brooklyn); **Loyola** (1931, victory over Cleveland); **Chicago Stadium** (1932, victory over Portsmouth); and **Dyche Stadium** (1970, victory over Philadelphia).

• Bears' record at Wrigley Field:	221-89-22 (.713)
• Bears' home record at Wrigley Field:	219-89-22 (.711)
• Bears' record at Soldier Field:	147-100-1 (.595)
• Bears' combined home record:	372-187-24 (.659)

History

Bears All-Time Results



1968 CHICAGO BEARS STATISTICS

Record: 7-7, .500

Second Place, NFC Central

Head Coach: Jim Dooley

09/15	L	28-38	WASHINGTON	41,321
09/22	L	0-42	at Detroit	50,688
09/29	W	27-17	at Minnesota	47,644
10/6	L	7-28	at Baltimore	60,238
10/13	L	10-28	DETROIT	46,996
10/20	W	29-16	at Philadelphia	60,858
10/27	W	26-24	MINNESOTA	46,562
11/03	W	13-10	at Green Bay	50,861
11/10	W	27-19	SAN FRANCISCO	46,978
11/17	L	13-16	ATLANTA	44,214
11/24	L	3-34	DALLAS	46,667
12/01	L	23-17	at New Orleans	78,285
12/08	W	17-16	at L.A. Rams	66,368
12/15	L	27-28	GREEN BAY	46,435

	Bears	Opp				
TOTAL FIRST DOWNS	219	240				
Rushing	121	102				
Passing	78	102				
Penalty	20	36				
3rd Down: Made/Att	NA	NA				
3rd Down Pct	NA	NA				
4th Down: Made/Att	NA	NA				
4th Down Pct	NA	NA				
POSSESSION AVG.	NA	NA				
TOTAL NET YARDS	4058	4371				
Avg. Per Game	289.9	312.2				
Total Plays	857	899				
Avg. Per Play	4.7	4.9				
NET YARDS RUSHING	2377	1704				
Avg. Per Game	169.8	121.7				
Total Rushes	500	427				
NET YARDS PASSING	1681	2667				
Avg. Per Game	135.9	171.7				
Sacked/Yards Lost	24/187	30/226				
Gross Yards	NA	NA				
Att. Completions	343/158	333/172				
Completion Pct.	46.1	51.7				
Had Intercepted	18	21				
PUNTS/AVERAGE	66/38.0	66/40.1				
NET PUNTING AVG.	NA	NA				
PENALTIES/YARDS	113/1194	91/896				
FUMBLES/BALL LOST	28/12	20/16				
TOUCHDOWNS	35	43				
Rushing	14	17				
Passing	10	25				
Returns	1	1				
PASSING	Att	Cmp	Yds	Cmp%	Yd/Att	TD
Concannon	143	71	715	49.7	5.00	5
Carter	122	55	769	45.1	6.30	4
Rakestraw	67	30	361	44.7	5.39	1
Bukich	7	2	23	28.6	3.29	0
Sayers	2	0	0	0.0	0.00	0
Kilgore	1	0	0	0.0	0.00	0
Bull	1	0	0	0.0	0.00	0
BEARS	343	158	1681	46.1	4.90	10
OPPONENTS	333	172	2667	51.7	8.01	25

Score by Period	1	2	3	4	OT	Tot
BEARS	68	95	27	60	0	250
OPPONENTS	68	137	60	68	0	333

SCORING	TDs:Ru-Pa-RK-PAT	FG	S	Pts
Perceval	0 0 0 0	25/25	25/36	0 100
Carter	4 4 0 0	0	0	24
Gordon	4 0 4 0	0	0	24
Hull	3 3 0 0	0	0	18
Concannon	2 2 0 0	0	0	12
Sayers	2 2 0 0	0	0	12
Piccolo	2 2 0 0	0	0	12
Denney	2 0 2 0	0	0	12
Wallace	2 0 2 0	0	0	12
Turner	2 0 2 0	0	0	12
Kurek	1 1 0 0	0	0	6
R. Taylor	1 0 0 1	0	0	6
BEARS	35 14 10 1	25/25	25/36	0 250
OPPONENTS	43 17 25 1	38/40	11/31	0 333

RUSHING	No	Yds	Avg	Lg	TD
Sayers	138	856	6.2	63	2
Bull	107	472	4.4	24	3
Piccola	123	450	3.7	19	2
Carter	48	265	5.5	31	4
Concannon	28	104	3.7	16	2
Kurek	17	95	5.6	23	1
Wallace	3	29	9.7	18	0
Lyle	4	28	7.0	26	0
Livingston	7	25	3.6	8	0
Hull	12	22	1.8	12	0
Turner	2	16	8.0	14	0
Rakestraw	9	12	1.3	7	0
Green	1	4	4.0	4	0
Denney	1	-1	-1.0	-1	0
BEARS	500	2377	4.8	63	14
OPPONENTS	427	1704	4.0	46	17

RECEIVING	No	Yds	Avg	Lg	TD
Gordon	29	477	16.5	51	4
Piccolo	28	291	10.4	44	0
Denney	23	247	10.7	46	2
Wallace	19	281	14.8	27	2
Bull	17	145	8.5	24	0
Sayers	15	117	7.8	21	0
Turner	14	208	14.9	30	2
Lyle	5	32	6.4	13	0
Kurek	4	50	12.5	23	0
Hull	4	20	5.0	9	0
BEARS	158	1681	10.6	80	10
OPPONENTS	172	2667	15.5	99	25

PUNTING	No	Yds	Avg	Net	TB	In	Lg	B
Green	27	1142	42.3					58
Kilgore	35	1231	35.2					50
Lyle	4	144	33.5					39
BEARS	66	2508	38.0					58
OPPONENTS	66	2640	40.1					63

INTS	No	Yds	Avg	Lg	TD
McRae	4	41	10.3	22	0
R. Taylor	3	96	32.0	96	1
Hutkus	3	14	4.7	14	0
Phillips	2	23	11.5	17	0
Pettibon	2	18	9.0	18	0
Bullfione	1	21	21.0	21	0
Gentry	1	7	7.0	7	0
Evey	1	6	6.0	6	0
J. Taylor	1	0	0.0	0	0
BEARS	18	226	12.6	96	1
OPPONENTS	21	260	12.4	50	1

KO RETURNS	No	Yds	Avg	Lg	TD
Turner	20	363	18.2	33	0
Sayers	17	461	27.1	46	0
Childs	8	291	36.4	88	0
Kurek	4	48	12.0	20	0
Gordon	3	97	32.3	37	0
Wallace	3	80	26.7	42	0
Burkin	2	30	15.0	28	0
Kuechenberg	1	0	0.0	0	0
BEARS	58	1370	23.6	88	0
OPPONENTS	54	968	17.9	41	0

PUNT RET.	Ret	FC	Yds	Avg	Lg	TD
Turner	9	17	19	2.1	12	0
Wallace	6	3	27	4.5	9	0
Sayers	2	3	29	14.5	18	0
Gordon	1	1	5	5.0	5	0
Hazelton	1	0	1	1.0	1	0
BEARS	19	24	81	4.3	18	0
OPPONENTS	28	19	120	4.3	40	0

FGs	1-19	20-29	30-39	40-49	50+
Perceval	7/7	6/6	5/5	6/6	1/1
BEARS	7/7	6/6	5/5	6/6	1/1
OPPONENTS	2/2	2/2	4/4	3/3	0/0
Perceval	43, 31, 33, 39, 31, 28, 15, 14, 12, 42, 21, 47, 10, 43, 42, 15, 34, 14, 20, 50, 46, 20, 20, 14, 26				
OPPONENTS	37, 43, 30, 37, 44, 38, 19, 20, 21, 49, 19				

DEFENSE	(Top 10)	T	S	A	FF	FR	PD	SA	Int
Hutkus	127	55	NA	1	NA	NA	3		
Bullfione	92	34	NA	1	NA	NA	3		
Evey	52	36	NA	0	NA	NA	1		
R. Taylor	47	11	NA	0	NA	NA	3		
Phillips	38	20	NA	0	NA	NA	3		
J. Taylor	35	9	NA	1	NA	NA	1		
McRae	32	9	NA	0	NA	NA	7		
Johnson	26	19	NA	0	NA	NA	5		
Cornish	23	11	NA	0	NA	NA	0		
Sacks: Bullfione 9.0, Phillips 9.0, Evey 8.0, McRae 7.0, Johnson 5.0									
Team total: 30.0; Opponent total: 24.0									

USUAL STARTERS

Offense	Defense
WR ... Dick Gordon	RE ... Loyd Phillips
LT ... Randy Jackson	RT ... Dick Evey
LG ... George Seals	LT ... John Johnson
C ... Mike Pyle	LE ... Ed O'Bradovich
RG ... James Cadie	WLB ... James Purnell
RT ... Mike Pyle	MLB ... Dick Butkus
TE ... Austin Denney	SLB ... Doug Bullfione
WR ... Cecil Turner	RCB ... Joe Taylor
QB ... Jack Concannon	LCB ... Bennie McRae
RB ... Gale Sayers	SS ... Richie Pettibon
FB ... Ronnie Bull	FS ... Roosevelt Taylor

RANKINGS

Team Stats	Bears	avg	rank
Total Yards	4058	289.9	
Rushing Yards	2377	169.8	
Passing Yards	1681	120.1	
Points Scored	250	17.9	
	Opp	avg	rank
Total Yards	4371	312.2	
Rushing Yards	1704	121.7	
Passing Yards	2667	190.5	
Points Scored	333	23.8	

1969 CHICAGO BEARS STATISTICS

Record: 1-13, .071

Fourth Place, NFC Central
Head Coach: Jim Dooley

09/21	L	0-17	at Green Bay	50,861
09/28	L	17-20	at St. Louis	50,039
10/05	L	24-28	at N. Y. Giants	62,583
10/12	L	0-31	MINNESOTA	45,757
10/19	L	7-13	at Detroit	54,732
10/26	L	7-9	L.A. RAMS	45,985
11/02	L	14-31	at Minnesota	47,900
11/09	W	38-7	PITTSBURGH	45,851
11/16	L	31-48	at Atlanta	53,722
11/23	L	21-24	BALTIMORE	NA
11/30	L	24-28	CLEVELAND	45,050
12/06	L	21-42	at San Francisco	32,826
12/14	L	3-21	GREEN BAY	45,216
12/21	L	3-20	DETROIT	41,879

Bears Opp

TOTAL FIRST DOWNS	237	208
Rushing	120	89
Passing	97	98
Penalty	20	21
3rd Down Made/Att	NA	NA
3rd Down Pct.	NA	NA
4th Down Made/Att	NA	NA
4th Down Pct.	NA	NA
POSSESSION AVG.	NA	NA
TOTAL NET YARDS	3568	3881
Avg. Per Game	255	278
Total Plays	901	769
Avg. Per Play	3.9	5.1
NET YARDS RUSHING	2078	1900
Avg. Per Game	148	136
Total Rushes	462	440
NET YARDS PASSING	1490	1981
Avg. Per Game	106	142
Sacked/Yards Lost	55/439	33/258
Gross Yards	1929	2239
Att./Completion	384/193	296/150
Completion Pct.	50.1	50.7
Had Intercepted	21	16
PUNTS/AVERAGE	76/39.0	63/41.4
NET PUNTING AVG.	NA	NA
PENALTIES/YARDS	89/940	66/612
FUMBLES/BALL LOST	27/17	21/11
TOUCHDOWNS	26	45
Rushing	14	37
Passing	11	23
Returns	1	3

PASSING	PUNTING										No Yds Avg Net TB In Lg B		
	Att	Cmp	Yds	Cmp%	Yd/Att	TD	TO	Int%	Lg	Sack/Lost	Rating		
Concannon	160	87	783	54.4	4.89	4	2.5	8	5.0	38	14/104	NA	
Douglass	148	68	773	45.9	5.22	5	3.4	8	5.4	48	37/312	NA	
Carter	71	36	343	50.7	4.83	2	2.8	5	7.0	41	3/20	NA	
Green	2	2	30	100.0	15.00	0	0.0	0	0.0	19	0/0	NA	
Bull	1	0	0	0.0	0.00	0	0.0	0	0.0	-	0/0	NA	
Sayers	2	0	0	0.0	0.00	0	0.0	0	0.0	-	1/3	NA	
BEARS	384	193	1929	50.1	5.02	11	2.9	21	5.5	48	55/439	NA	
OPPONENTS	296	150	2239	50.7	7.56	23	7.8	16	5.4	77	33/258	NA	

Score by Period	1	2	3	4	OT	Tot
BEARS	30	86	57	37	0	210
OPPONENTS	79	88	76	96	0	339

SCORING	TDs:Ru-Pa-RK-PAT	FG	S	Pts
Percival	0 0 0 0	26/26	8/21	0 50
Sayers	8 8 0 0	0	0	48
Wallace	5 0 5 0	0	0	30
Gordon	4 0 4 0	0	0	24
Piccolo	3 2 1 0	0	0	18
Douglass	2 2 0 0	0	0	12
Concannon	1 1 0 0	0	0	6
Denney	1 0 1 0	0	0	6
Hull	1 1 0 0	0	0	6
Youngblood	1 0 0 1	0	0	6
BEARS	26	26/26	8/21	0 210
OPPONENTS	43	42/42	13/27	0 339

RUSHING	No	Yds	Avg	Lg	TD
Sayers	236	1032	4.4	28	8
Douglass	51	408	8.0	39	2
Bull	44	187	4.3	16	0
Piccolo	45	148	3.3	15	2
Hull	29	81	2.8	14	1
Concannon	22	62	2.8	30	1
Montgomery	15	52	3.5	6	0
Gordon	2	28	14.0	22	0
Kurek	8	24	3.0	6	0
Carter	4	19	4.8	11	0
Green	1	17	17.0	17	0
Wallace	4	16	4.0	15	0
Denney	1	4	4.0	4	0
BEARS	462	2078	4.5	39	14
OPPONENTS	440	1900	4.3	80	17

RECEIVING	No	Yds	Avg	Lg	TD
Wallace	47	553	11.8	45	5
Gordon	36	414	11.5	41	4
Denney	22	203	9.2	29	1
Piccolo	17	143	8.4	25	1
Sayers	17	116	6.8	25	0
Bull	14	91	6.5	17	0
Simmons	13	178	13.0	48	0
Hull	12	63	5.3	29	0
Ogden	7	100	14.3	21	0
Kurek	4	30	7.5	13	0
Montgomery	2	8	4.0	6	0
Turner	1	19	19.0	19	0
Lyle	1	11	11.0	11	0
BEARS	193	1929	10.0	48	11
OPPONENTS	150	2239	14.9	77	23

PUNTING	No	Yds	Avg	Net	TB	In	Lg	B
Concannon	160	87	783	54.4	4.89	4	2.5	8
Douglass	148	68	773	45.9	5.22	5	3.4	8
Carter	71	36	343	50.7	4.83	2	2.8	5
Green	2	2	30	100.0	15.00	0	0.0	0
Bull	1	0	0	0.0	0.00	0	0.0	0
Sayers	2	0	0	0.0	0.00	0	0.0	0
BEARS	384	193	1929	50.1	5.02	11	2.9	21
OPPONENTS	296	150	2239	50.7	7.52	23	7.8	16

Green	76	2964	39.0	59
BEARS	76	2964	39.0	59
OPPONENTS	59	2460	41.7	72

INTS	No	Yds	Avg	Lg	TD
J. Taylor	3	37	12.3	23	0
Daniels	3	37	12.3	32	0
Youngblood	3	22	7.3	22	1
Bukus	2	13	6.5	11	0
Buffone	2	12	6.0	12	0
Lyle	1	10	10.0	10	0
Pride	1	1	1.0	1	0
McRae	1	0	0.0	0	0
BEARS	16	132	8.3	32	1
OPPONENTS	21	NA	NA	44	0

KO RETURNS	No	Yds	Avg	Lg	TD
Sayers	14	339	24.2	52	0
Lyle	11	248	22.5	32	0
Turner	10	326	32.6	74	0
Gordon	6	105	17.5	27	0
Kurek	4	66	16.5	20	0
Bukus	3	28	9.3	28	0
Seals	2	20	10.0	20	0
Holman	1	0	0.0	0	0
Kuechenberg	1	0	0.0	0	0
BEARS	52	1132	21.8	74	0
OPPONENTS	38	921	24.3	86	1

PUNT RET.	Ret	FC	Yds	Avg	Lg	TD
Lyle	12	1	78	6.5	27	0
Piccolo	9	5	43	4.8	15	0
Turner	8	2	32	4.0	12	0
Gordon	1	0	11	11.0	11	0
Sayers	0	1	0	0.0	0	0
BEARS	30	9	164	5.47	27	0
OPPONENTS	28	NA	106	3.75	24	0

FGs	1-19	20-29	30-39	40-49	50+
Percival	1/	4/	4/	0/	0/
BEARS	1/	4/	4/	0/	0/
OPPONENTS	3/	4/	3/	3/	0/
Percival:	34,10,37,27,35,21,25,38				
OPPONENTS:	32,24,20,46,28,23,11,48,50,17,17,43,31				

DEFENSE	(Top 10)	T	S	A	FF	FR	PD	Sa	Int
Buffone	68	NA	NA	NA	NA	3.0	2		
Taylor	41	30	11	NA	NA	NA	3		
Holman	40	14	26	NA	NA	NA	0		
Evey	39	3	16	NA	NA	NA	6		
O'Bradovich	55	14	21	NA	NA	NA	0		
McRae	25	20	5	NA	NA	NA	1		
SACKS:	Evey 6.0, Buffone 3.0								
TEAM 33.0, OPPONENTS 55.0									

USUAL STARTERS

Offense	Defense
WR ... Bob Wallace	RE ... Ed O'Bradovich
LT ... Randy Jackson	RT ... Willie Holman
LG ... George Seals	LT ... Frank Cornish
C ... Mike Pyle	LE ... Dick Evey
RG ... James Cadie	MLB ... Rudy Kuechenberg
RT ... Rufus Mayes	MLB ... Dick Butkus
TE ... Austin Denney	SLB ... Doug Buffone
WR ... Dick Gordon	RCB ... Joe Taylor
QB ... Bobby Douglass	LCB ... Bernie McRae
RB ... Gale Sayers	SS ... George Youngblood
FB ... Ronnie Bull	FS ... Dick Daniels

RANKINGS

Team Stats	Bears	avg rank
Total Yards	3568	254.9
Rushing Yards	2078	148.4
Passing Yards	1490	106.4
Points Scored	210	15.0
	Opp	avg rank
Total Yards	3681	277.2
Rushing Yards	1900	135.7
Passing Yards	1981	141.5
Points Scored	339	19.7

History

Bears All-Time Results



1970 CHICAGO BEARS STATISTICS

Record: 6-8, .429

Third Place, NFC Central

Head Coach: Jim Dooley

09/19	W	24-16	at N.Y. Giants	62,936
09/27	W	20-16	PHILADELPHIA	53,643
10/05	L	14-28	at Detroit	58,210
10/11	L	0-24	MINNESOTA	45,405
10/18	L	7-20	SAN DIEGO	45,278
10/25	L	10-16	DETROIT	45,632
11/01	W	23-14	at Atlanta	58,850
11/08	L	16-37	SAN FRANCISCO	45,607
11/15	L	19-20	at Green Bay	56,263
11/22	W	31-13	BUFFALO	41,015
11/29	L	20-21	at Baltimore	60,240
12/05	L	13-16	at Minnesota	47,900
12/13	W	35-17	GREEN BAY	44,957
12/20	W	24-3	at New Orleans	63,518

Bears Opp

TOTAL FIRST DOWNS	179	234
Rushing	83	83
Passing	76	133
Penalty	20	18
3rd Down: Made/Att	NA	NA
3rd Down Pct.	NA	NA
4th Down: Made/Att	NA	NA
4th Down Pct.	NA	NA
POSSESSION AVG.	NA	NA
TOTAL NET YARDS	2431	2925
Avg. Per Game	173.6	208.9
Total Plays	808	895
Avg. Per Play	4.0	4.5
NET YARDS RUSHING	1092	1471
Avg. Per Game	78.0	105.1
Total Rushes	353	459
NET YARDS PASSING	2173	2596
Avg. Per Game	135.9	171.7
Sacked/Yards Lost	33/258	42/329
Gross Yards	2431	2925
Att./Completions	422/210	394/233
Completion Pct.	49.8	59.1
Had Intercepted	22	17
PUNTS/AVERAGE	84/40.8	87/37.6
NET PUNTING AVG.	NA	NA
PENALTIES/YARDS	NA	NA
FUMBLES/BALL LOST	29/14	27/13
TOUCHDOWNS	28	31
Rushing	3	11
Passing	21	18
Returns	4	2

PASSING	Att	Cmp	Yds	Cmp%	Yd/Att	TD	TD%	Int	Lg	Sack/Loss	Rating
Concannon	385	194	2130	50.4	5.55	16	4.2	18	4.7	69	24/206
Douglass	30	12	218	40.0	7.27	4	13.3	3	10.0	53	7/46
Green	2	2	37	100.0	18.50	0	0.0	0	0.0	34	0/0
Bull	4	2	46	50.0	11.50	1	25.0	1	25.0	34	0/0
Nix	1	0	0	0.0	0.00	0	0.0	1	100.0	00	1/2
Lyle	0	0	0	0.0	0.00	0	0.0	0	0.0	00	1/4
BEARS	422	210	2431	49.8	5.76	21	5.0	23	5.5	69	33/258
OPPONENTS	394	233	2925	59.1	7.42	18	4.6	17	4.3	79	42/329

Score by Period

1 2 3 4 OT Tot

BEARS 82 57 37 73 256

OPPONENTS 48 60 82 78 261

SCORING

TDs:Ru-Pa-RK-PAT FG S Pts

Percival 0 0 0 0 28/28 20/34 0 88

Gordon 13 0 13 0 0 0 0 78

Seymour 4 0 4 0 0 0 0 24

Turner 4 0 0 4 0 0 0 24

Concannon 2 2 0 0 0 0 12

Farmer 2 0 2 0 0 0 12

Coady 1 0 1 0 0 0 6

Ogden 1 0 1 0 0 0 6

Shy 1 1 0 0 0 0 6

BEARS 28 28/28 20/34 0 256

OPPONENTS 31 27/27 16/29 0 261

RUSHING

No Yds Avg Lg TD

Montgomery 62 229 3.7 38 0

Shy 79 227 2.9 45 1

Bull 68 214 3.2 28 0

Concannon 42 136 3.2 16 2

Hull 32 99 3.1 13 0

Sayers 23 52 2.3 15 0

Baynham 26 68 2.6 9 0

Kurek 6 24 4.0 11 0

Douglass 7 22 3.1 7 0

Gordon 4 17 4.3 7 0

Green 1 7 7.0 7 0

Turner 3 -3 -1.0 0 0

BEARS 353 1092 3.1 45 3

OPPONENTS 459 1471 3.2 23 11

RECEIVING

No Yds Avg Lg TD

Gordon 71 1026 14.5 69 13

Farmer 31 496 16.0 60 2

Wallace 15 160 10.7 33 0

Montgomery 14 75 5.4 17 0

Bull 13 60 4.6 17 0

Hull 13 44 3.4 17 0

Baynham 12 43 3.6 13 0

Shy 10 147 14.7 64 0

Hester 7 54 7.7 16 0

Seymour 6 145 24.2 53 4

Coady 6 44 7.3 14 1

Cole 3 47 15.7 34 0

Kurek 3 11 3.7 5 0

Turner 2 43 21.5 34 0

Ogden 1 6 6.0 6 1

Percival 1 19 19.0 19 0

Lyle 1 5 5.0 5 0

Sayers 1 -6 -6.0 -6 0

BEARS 210 2173 10.3 69 21

OPPONENTS 233 2596 11.1 79 18

PUNTING

No Yds Avg Net TB In Lg B

Green 83 3395 40.9 56

Lyle 1 29 29.0 29

BEARS 84 3424 40.8 56

OPPONENTS 87 3271 37.6 62

INTS

No Yds Avg Lg TD

Buffone 4 33 8.3 16 0

Butkus 3 0 0.0 0 0

Taylor 2 18 9.0 18 0

Brupbacher 2 17 8.5 7 0

Clark 1 32 32.0 32 0

Davis 1 0 0.0 0 0

McRae 1 0 0.0 0 0

Seals 1 0 0.0 0 0

BEARS 17 100 5.9 32 0

OPPONENTS 22 NA NA 43 1

KO RETURNS

No Yds Avg Lg TD

Turner 23 752 32.7 96 4

Smith 28 651 23.2 46 0

Montgomery 4 69 17.3 21 0

Butkus 1 0 0.0 0 0

BEARS 56 1472 26.3 96 4

OPPONENTS 47 935 19.9 32 0

PUNT RET.

No Yds Avg Lg TD

Cole 14 1 83 5.9 15 0

Lyle 9 3 37 4.1 10 0

Smith 33 1 128 3.9 15 0

Turner 1 0 0 0.0 0 0

BEARS 57 5 246 4.3 15 0

OPPONENTS 40 NA 268 6.7 76 0

FGs

1-19 20-29 30-39 40-49 50+

Percival 3/ 5/ 9/ 1/ 1/

BEARS 3/ 5/ 9/ 1/ 1/

OPPONENTS 2/ 5/ 2/ 7/ 0/

Percival:28,17,36,11,30,47,31,76,37,19,23,38,13,31

37,28,27,33,24,50

OPPONENTS:25,20,45,42,22,43,49,31,40,17,49,

21,23,10,32,47

DEFENSE

(Top 10) T S A FF FR PD SA Int

Butkus 132 48 84 NA 2 NA NA 3

Buffone 90 40 50 NA 0 NA NA 4

Caffey 82 41 41 NA 0 NA NA 0

Holman 79 31 48 NA 0 NA 12.0 0

Seals 54 22 32 NA 1 NA 5.0 1

Clark 44 18 26 NA 0 NA NA 1

Staley 42 6 36 NA 0 NA 7.0 0

McRae 37 10 27 NA 0 NA NA 1

Daniels 33 14 19 NA 0 NA NA 0

O'Bradovich 27 19 8 NA 0 NA 8.0 0

Sacks: Holman 12.0, O'Bradovich 8.0, Staley 7.0,

Seals 5.0

TEAM 42.0, OPPONENTS 33.0

USUAL STARTERS

Offense
WR ... Dick Gordon
LT ... Randy Jackson
LG ... Glen Holloway
C ... Bob Hyland
RG ... James Cadie
RT ... Wayne Mass
TE ... Rich Coady
WR ... George Farmer
QB ... Jack Concannon
RB ... Ross Montgomery
FB ... Ronnie Bull

Defense
RE ... Ed O'Bradovich
LT ... Bill Staley
LG ... George Seals
LE ... Willie Holman
WLB ... Lee Roy Caffey
MLB ... Dick Butkus
SLB ... Doug Buffone
RCB ... Joe Taylor
LCB ... Bernie McRae
SS ... Phil Clark
FS ... Dick Daniels

RANKINGS

Team Stats Bears avg rank
Total Yards 2431 173.5
Rushing Yards 1092 78.0
Passing Yards 2173 155.2
Points Scored 256 18.3

Opp avg rank
Total Yards 2925 208.9
Rushing Yards 1471 105.1
Passing Yards 2596 185.4
Points Scored 261 18.6

1971 CHICAGO BEARS STATISTICS

Record: 6-8, .429

Third Place, NFC Central

Head Coach: Jim Dooley

09/19	W	17-15	PITTSBURGH	55,049
09/26	W	20-17	at Minnesota	47,900
10/03	L	3-17	at L.A. Rams	66,957
10/10	W	35-14	NEW ORLEANS	55,049
10/17	L	0-13	at San Francisco	44,133
10/24	W	28-23	at Detroit	54,418
10/31	W	23-19	DALLAS	55,049
11/07	L	14-17	GREEN BAY	55,049
11/14	W	16-15	WASHINGTON	55,049
11/21	L	3-28	DETROIT	55,049
11/29	L	3-34	at Miami	75,312
12/05	L	3-6	at Denver	51,200
12/12	L	10-31	at Green Bay	56,263
12/19	L	10-27	MINNESOTA	55,049

Score by Period	1	2	3	4	OT	Tot
BEARS	34	57	25	69	0	185
OPPONENTS	63	96	60	57	0	276

SCORING	TDs:Ru-Pa-RK-PAT	FG	S	Pts				
Perceval	0	0	0	0	18/18	15/33	0	63
Farmer	5	0	0	0	30			
Gordon	5	0	0	0	30			
Douglass*	3	0	1/1	0	19			
Shy	2	0	0	0	12			
Wallace	2	0	0	0	12			
Pinder	1	0	0	0	6			
Brupbacher	1	0	0	0	6			
Seals	1	0	0	0	6			
Butkus**	0	0	0	0	1/1	0	1	
BEARS	26	20/20	15/33	0	185			
OPPONENTS	29	28/29	24/39	1	276			

*Douglass conversion on a run

**Butkus conversion on pass from Douglass

RUSHING	No	Yds	Avg	Lg	TD
Shy	116	420	3.6	21	2
Pinder	67	311	4.6	40	1
Douglass	39	284	7.3	30	1
Grabowski	51	149	2.9	9	0
Jo. Moore	29	90	3.1	12	0
Tucker	32	82	2.6	21	0
Sayers	13	38	2.9	9	0
Buffone	1	19	19.0	19	0
Harrison	5	13	2.6	12	0
Nix	9	12	1.3	14	0
Farmer	1	11	11.0	11	0
Concannon	5	5	1.0	2	0
Wallace	1	0	0.0	0	0
BEARS	365	1434	3.9	40	6
OPPONENTS	509	2116	4.1	52	14

RECEIVING	No	Yds	Avg	Lg	TD
Farmer	46	737	16.0	64	5
Gordon	43	610	14.2	45	5
Wallace	27	400	14.8	58	2
Shy	19	163	8.6	25	0
Grabowski	17	100	5.9	25	0
Tucker	11	65	5.9	21	0
Pinder	10	51	5.1	14	0
Seymour	5	75	15.0	21	0
Thomas	3	40	13.3	28	0
Jo. Moore	2	22	11.0	18	0
Harrison	2	18	9.0	12	0
Turner	1	13	13.0	13	0
BEARS	186	2294	12.3	64	12
OPPONENTS	192	2607	13.6	77	12

PUNTING	No	Yds	Avg	Net	TB	In	Lg	B
Green	77	3088	40.1					60
BEARS	77	3088	40.1					60
OPPONENTS	66	2693	40.8					60

INTS	No	Yds	Avg	Lg	TD
Ford	5	46	9.2	24	0
Butkus	4	9	2.3	9	0
Taylor	3	69	23.0	39	0
Smith	3	48	16.0	27	0
Buffone	2	27	13.5	18	0
Brupbacher	2	34	17.0	34	0
Lyle	1	29	29.0	29	0
Gunn	1	5	5.0	5	0
Jeter	1	0	0.0	0	0
BEARS	22	267	12.1	39	0
OPPONENTS	28	465	16.6	89	1

KO RETURNS	No	Yds	Avg	Lg	TD
Smith	26	671	25.8	41	0
Turner	31	639	20.6	40	0
Butkus	2	15	7.5	12	0
BEARS	59	1325	22.5	41	0
OPPONENTS	32	818	25.6	102	1

PUNT RET.	Ret	FC	Yds	Avg	Lg	TD
Smith	26	4	194	7.5	43	0
Turner	9	5	63	7.0	21	0
Lyle	1	0	5	5.0	5	0
BEARS	36	9	262	7.4	43	0
OPPONENTS	31	22	172	5.5	38	0

FGs	1-19	20-29	30-39	40-49	50+
Perceval	4	1	5	5	0
BEARS	4	1	5	5	0
OPPONENTS	6	9	6	3	0
Perceval:	33,45,45,36,44,38,35,15,42,9,41,15,34,12,22				
OPPONENTS:	12,29,42,14,23,9,15,28,49,29,10,22,30,12,37,9,27,41,35,37,33,27,25,27				

DEFENSE (Top 10)	T	S	A	FF	FR	PD	Sa	Int
Butkus	117	68	3	3	NA	1	0	4
Holman	79	38	5	2	NA	9	0	0
Buffone	76	67	2	1	NA	1	0	2
Seals	74	59	0	1	NA	8	0	0
Brupbacher	61	50	3	3	NA	0	0	2
Smith	51	26	2	1	NA	0	0	3
O'Bradovich	49	30	2	1	NA	7	0	0
Ford	47	26	2	1	NA	0	0	5
Taylor	47	13	0	1	NA	0	0	3
Staley	37	20	0	1	NA	0	0	0

SACKS: Holman 9.0, Seals 8.0, O'Bradovich 7.0, McGee 2.0, Buffone 1.0, Butkus 1.0
TEAM 28.0, OPPONENTS 49.0

PASSING	Att	Cmp	Yds	Cmp%	Yd/Att	TD	TD%	Int	Int%	Lg	Sack/Lost	Rating
Douglass	225	91	1164	40.4	5.17	5	2.2	15	6.7	64	30/235	37.0
Nix	137	51	760	37.2	5.55	6	4.4	10	7.3	41	10/91	40.4
Concannon	77	42	334	54.5	4.34	0	0.0	3	3.9	28	8/61	49.4
Shy	1	1	23	100.0	23.00	1	100.0	0	0.0	23	1/5	158.1
Green	2	1	13	50.0	6.50	0	0.0	0	0.0	13	0/0	70.8
Wallace	1	0	0	0.0	0.00	0	0.0	0	0.0	-	0/0	39.6
BEARS	443	186	2294	42.0	5.18	12	2.7	28	6.3	64	49/392	41.3
OPPONENTS	362	192	2607	53.0	7.20	12	3.3	22	6.1	77	28/203	62.0

USUAL STARTERS

Offense	Defense
WR ... Dick Gordon	RE ... Ed O'Bradovich
LT ... Randy Jackson	RT ... Bill Staley
LG ... Glen Holloway	LT ... George Seals
C ... Rich Coody	LE ... Willie Holman
RG ... James Cadle	WLB ... Ross Brupbacher
RT ... Steve Wright	MLB ... Dick Butkus
TE ... Bob Wallace	SLB ... Doug Buffone
WR ... George Farmer	RCB ... Joe Taylor
QB ... Bobby Douglass	LCB ... Charlie Ford
RB ... Don Shy	SS ... Ron Smith
FB ... Jim Grabowski	FS ... Jerry Moore

RANKINGS

Team Stats	Bears	avg	rank
Total Yards	3336	238.3	
Rushing Yards	1434	102.4	
Passing Yards	1902	135.9	
Points Scored	165	13.2	
	Opp	avg	rank
Total Yards	4520	322.9	
Rushing Yards	2116	151.6	
Passing Yards	2404	171.7	
Points Scored	276	19.7	

History

Bears All-Time Results



1972 CHICAGO BEARS STATISTICS

Record: 4-9-1, .321

Fourth Place, NFC Central
Head Coach: Abe Gribson

09/17	L	21-37	ATLANTA	55,701
09/24	T	13-13	L.A. RAMS	55,701
10/01	L	24-38	DETROIT	55,701
10/08	L	17-20	at Green Bay	56,263
10/15	W	17-0	at Cleveland	72,339
10/23	W	13-10	MINNESOTA	55,701
10/29	W	27-10	at St. Louis	50,464
11/05	L	0-14	at Detroit	54,418
11/12	L	17-23	GREEN BAY	55,701
11/19	L	21-34	SAN FRANCISCO	55,701
11/26	L	3-13	CINCINNATI	55,701
12/03	L	10-23	at Minnesota	49,784
12/10	W	21-12	at Philadelphia	65,720
12/17	L	21-28	at Oakland	54,711

Bears Opp

TOTAL FIRST DOWNS	190	224
Rushing	124	96
Passing	54	108
Penalty	12	20
3rd Down Made/Att	62/181	76/192
3rd Down Pct.	34.3	39.6
4th Down Made/Att	NA	NA
4th Down Pct.	NA	NA
POSSESSION AVG	NA	NA
TOTAL NET YARDS	3468	3923
Avg. Per Game	247.7	280.2
Total Plays	773	841
Avg. Per Play	4.5	4.7
NET YARDS RUSHING	2360	1751
Avg. Per Game	168.6	125.1
Total Rushes	576	476
NET YARDS PASSING	1108	2172
Avg. Per Game	79.1	155.1
Sacked/Yards Lost	32/175	23/173
Gross Yards	1283	2345
Att./Completions	205/78	342/180
Completion Pct.	38.0	52.6
Had Intercepted	13	21
PUNTS/AVERAGE	67/41.2	52/43.0
NET PUNTING AVG.	NA	NA
PENALTIES/YARDS	74/574	69/444
FUMBLES/BALL LOST	40/22	37/14
TOUCHDOWNS	27	31
Rushing	15	11
Passing	9	16
Returns	3	4

PASSING	Att	Cmp	Yds	Cmp%	Yd/Att	TD	Int%	Lg	Sack/Lost	Rating
Douglass	198	75	1246	37.9	6.29	9	4.3	12	6.1	851
Green	2	1	23	50.0	11.50	0	0.0	1	50.0	23
Huarte	5	2	14	40.0	2.80	0	0.0	8	0.0	47.9
BEARS	205	78	1283	38.0	6.26	9	4.4	13	6.3	851
OPPONENTS	342	180	2345	52.6	6.86	16	4.7	21	6.1	841

Score by Period	1	2	3	4	OT	Tot
BEARS	35	43	94	93	0	225
OPPONENTS	76	100	55	46	0	275

SCORING	Tds	Rs	Pa	RK	PAT	FG	S	Pts
Percival	0	0	0	0	26/26	12/24	0	62
Douglass	8	8	0	0	0	0	0	48
Thomas	4	0	3	1	0	0	0	24
Harrison	3	2	1	0	0	0	0	18
Pinder	3	3	0	0	0	0	0	18
Farmer	2	0	2	0	0	0	0	12
Parsons	1	0	1	0	0	0	0	6
Seymour	1	0	1	0	0	0	0	6
Lawson	1	1	0	0	0	0	0	6
Kovins	1	0	1	0	0	0	0	6
Smith	1	0	0	1	0	0	0	6
Shy	1	1	0	0	0	0	0	6
Brupbacher	1	0	0	1	0	0	0	6
Butkus*	0	0	0	0	1/1	0	0	1
BEARS	27	15	9	3	27/27	12/24	0	225
OPPONENTS	31	11	16	4	30/31	19/26	1	275

*Butkus reception from Douglass at PTH (12/10)

RUSHING	No	Yds	Avg	Lg	TD
Douglass	141	968	6.9	75	8
Harrison	167	622	3.7	19	2
Shy	91	342	3.8	22	1
Pinder	87	300	3.4	19	3
Lawson	33	106	3.2	14	1
Butkus	1	28	28.0	28	0
Thomas	5	13	2.6	8	0
Kovins	3	8	1.7	3	0
Turner	3	0	0.0	11	0
Parsons	1	0	0.0	0	0
Huarte	1	-2	-2.0	-2	0
Seymour	1	-9	-9.0	-9	0
Farmer	2	-13	-6.5	-2	0
BEARS	536	2360	4.4	57	15
OPPONENTS	476	1751	3.7	45	11

RECEIVING	No	Yds	Avg	Lg	TD
Thomas	20	365	18.3	44	3
Farmer	14	380	27.1	85	2
Seymour	10	165	16.5	35	1
Shy	10	109	10.9	28	0
Lawson	8	120	15.0	40	0
Harrison	8	50	6.3	20	1
Turner	3	71	23.7	36	0
Kovins	2	13	6.5	8	1
Pinder	1	13	13.0	13	0
Wallace	1	9	9.0	9	0
Parsons	1	0	0.0	0	0
BEARS	78	1283	16.5	85	9
OPPONENTS	180	2345	13.0	64	16

PUNTING	No	Yds	Avg	Net	TB	In	Lg	B
Green	67	2758	41.2					58
BEARS	67	2758	41.2					58
OPPONENTS	62	2668	43.0					64

INTS	No	Yds	Avg	Lg	TD
Ford	7	104	14.9	43	0
Taylor	4	0	0.0	0	0
Butkus	2	19	9.5	14	0
Jeeter	2	0	0.0	0	0
Lyle	2	52	26.0	35	0
Buffone	1	0	0.0	0	0
Brupbacher	1	11	11.0	11	0
Je. Moore	1	5	5.0	5	0
Smith	1	2	2.0	2	0
BEARS	21	193	9.2	43	0
OPPONENTS	13	104	8.0	1	1

KO RETURNS	No	Yds	Avg	Lg	TD
Smith	30	924	30.8	94	1
Turner	16	409	25.6	57	0
Clemens	2	33	16.5	27	0
Holloway	1	28	28.0	28	0
Butkus	1	15	15.0	15	0
Pinder	1	14	14.0	14	0
Horton	1	3	3.0	3	0
Thomas*	0	82	0.0	82	1
BEARS	52	1528	29.4	94	2
OPPONENTS	42	1025	24.4	89	0

*Thomas took handoff from Smith at STL (10/29)

PUNT RET.	Ret	FC	Yds	Avg	Lg	TD
Smith	26	3	163	6.3	29	0
Clemens	2	1	15	7.5	10	0
BEARS	28	6	178	6.4	29	0
OPPONENTS	24	26	126	5.3	32	0

FGs	1-19	20-29	30-39	40-49	50+
Percival	6/6	3/4	2/4	1/9	0/1
BEARS	6/6	3/4	2/4	1/9	0/1
OPPONENTS	4/4	7/8	6/8	1/3	1/3
Percival (45N, 19G, 43G) (5G, 41N) (12G, 48N, 51N) (8G) (21G, 20G) (30N, 12G, 32G) (35N, 49N) (45N, 18G) (48N, 0G) (45N, 27G) (42N, 46N) (22G, 39G, 36G) (40G, 45G, 47N) (35G, 26G, 34N, 37G) (21G, 27N) (30G, 15G) (45G, 21G, 21G) (14G, 39N, 39G) (9G, 14G, 14G, 30N) (33G, 43N, 54					

DEFENSE (Top 10)	T	S	A	FF	FR	PD	Sa	Int
Butkus	190	106	44	NA	4	NA	1.0	2
Buffone	158	96	82	NA	0	NA	1.0	1
Brupbacher	122	66	56	NA	1	NA	3.0	1
Osborne	82	54	28	NA	2	NA	5.0	0
Ford	64	50	14	NA	1	NA	1.0	7
Smith	58	44	14	NA	0	NA	0.0	1
McGee	72	39	33	NA	0	NA	2.0	0
Taylor	45	38	7	NA	0	NA	0.0	4
Rice	53	34	19	NA	1	NA	3.0	0
DeLong	50	28	22	NA	0	NA	5.0	0

SACKS: Osborne 5.0, Brupbacher 3.0, DeLong 3.0, Rice 3.0, Gium 2.0, Horton 2.0, McGee 2.0, Buffone 1.0, Butkus 1.0, Line 1.0
TEAM 23.0, OPPONENTS 32.0

USUAL STARTERS

Offense	Defense
WR ... Jim Seymour	RE ... Steve DeLong
LT ... Randy Jackson	RT ... Bill Line
LG ... Glen Holloway	LE ... Jim Osborne
C ... Rich Coody	LT ... Tony McGee
RG ... Bob Newton	WLB ... Ross Brupbacher
RT ... Bob Asher	MLB ... Dick Butkus
TE ... Earl Thomas	SLB ... Doug Buffone
WR ... George Farmer	RCB ... Joe Taylor
QB ... Bobby Douglas	LCB ... Charlie Ford
PB ... Cyril Pinder / Don Shy	SS ... Ron Smith
FB ... Jim Harrison	FS ... Jerry Moon

RANKINGS

Team Stats	Bears	avg	rank
Total Yards	3468	247.7	
Rushing Yards	2360	168.6	
Passing Yards	1108	79.1	
Points Scored	225	16.1	
	Opp	avg	rank
Total Yards	3923	280.2	
Rushing Yards	1751	125.1	
Passing Yards	2172	155.1	
Points Scored	275	19.6	

1973 CHICAGO BEARS STATISTICS

Record: 3-11, .214

Fourth Place, NFC Central
Head Coach: Abe Gibron

09/16	L	17-20	DALLAS	50,955
09/23	L	13-22	MINNESOTA	52,035
09/30	W	33-14	at Denver	51,159
10/07	L	16-21	at New Orleans	56,561
10/14	L	6-46	at Atlanta	47,342
10/21	L	10-13	NEW ENGLAND	47,643
10/28	W	35-14	HOUSTON	43,755
11/04	W	31-17	at Green Bay	53,231
11/12	L	7-19	at Kansas City	70,664
11/18	L	7-30	DETROIT	48,625
11/25	L	19-31	at Minnesota	46,430
12/02	L	0-26	L.A. RAMS	47,620
12/09	L	7-40	at Detroit	41,729
12/16	L	0-21	GREEN BAY	29,157

Bears		Opp
TOTAL FIRST DOWNS		193
Rushing		97
Passing		77
Penalty		19
3rd Down Made/Att		68/209
3rd Down Pct.		32.5
4th Down Made/Att		NA
4th Down Pct.		NA
POSSESSION AVG.		NA
TOTAL NET YARDS		3129
Avg. Per Game		223.5
Total Plays		848
Avg. Per Play		3.7
NET YARDS RUSHING		1907
Avg. Per Game		136.2
Total Rushes		496
NET YARDS PASSING		1222
Avg. Per Game		87.3
Sacked/Yards Lost		49/395
Gross Yards		1617
Att./Completions		303/136
Completion Pct.		44.9
Had Intercepted		16
PUNTS/AVERAGE		86/39.8
NET PUNTING AVG.		NA
PENALTIES/YARDS		86/817
FUMBLES/BALL LOST		40/27
TOUCHDOWNS		22
Rushing		11
Passing		8
Returns		3

PASSING	Att	Cmp	Yds	Cmp%	Yd/Att	TD%	Int%	Lg	Sack/Lost	Rating
Douglass	174	81	1057	46.6	6.07	5	2.9	7	4.0	63
Hill	1	1	35	100.0	35.00	0	0.0	0	0.0	35
Huff	126	54	525	42.9	4.17	3	2.4	8	6.3	29
Garrett	1	0	0	0.0	0.00	0	0.0	0	0.0	0
Thomas	1	0	0	0.0	0.00	0	0.0	0	0.0	0
BEARS	303	136	1617	44.9	5.34	8	2.6	16	5.3	63
OPPONENTS	303	156	1978	51.5	6.51	17	5.6	14	4.6	54

Score by Period	1	2	3	4	OT	Tot
BEARS	40	50	58	47	0	195
OPPONENTS	50	120	75	89	0	334

SCORING	TDs	Rs	Pu	AR	K	PAT	FG	S	Pts
Roder	0	0	0	0	11	NA	8/16	0	35
Douglass	5	5	0	0	0	0	0	30	30
Garrett	5	5	0	0	0	0	0	30	30
Perceval	0	0	0	0	10	NA	6/8	0	28
Thomas	4	0	4	0	0	0	0	24	24
Harrison	3	1	2	0	0	0	0	18	18
Hill	2	0	0	2	0	0	0	12	12
Butkus	1	0	0	1	0	0	0	6	6
Farmer	1	0	1	0	0	0	0	6	6
Parsons	1	0	1	0	0	0	0	6	6
BEARS	22	11	8	3	21/22	14/24	0	195	195
OPPONENTS	37	19	17	1	35/37	25/38	1	334	334

RUSHING	No	Yds	Avg	Lg	TD
Garrett	175	655	3.8	35	5
Douglass	94	525	5.6	42	5
Harrison	100	370	3.7	17	1
Moore	58	191	3.3	25	0
Lawson	24	70	2.9	12	0
Koons	24	65	2.7	7	0
Huff	11	22	2.0	8	0
Farmer	1	8	8.0	8	0
Sanderson	3	8	2.7	6	0
Thomas	1	5	5.0	5	0
Parsons	2	2	1.0	5	0
Hill	3	-14	-4.7	5	0
BEARS	496	1907	3.8	42	11
OPPONENTS	563	2509	4.5	53	19

RECEIVING	No	Yds	Avg	Lg	TD
Thomas	24	343	14.3	38	4
Garrett	23	292	12.7	39	0
Farmer	15	219	14.6	25	1
Harrison	21	200	9.5	44	2
Cotton	13	186	14.3	63	0
Reynolds	7	127	18.1	30	0
Hill	10	119	11.9	18	0
Lawson	9	60	6.7	21	0
Parsons	2	23	11.5	17	1
Sanderson	5	23	4.6	9	0
Moore	3	17	5.7	6	0
Koons	4	8	2.0	10	0
BEARS	136	1617	11.9	63	4
OPPONENTS	156	1978	12.7	54	17

PUNTING	No	Yds	Avg	Net	TB	In	Lg	B
Green	82	3321	40.5					62
Parsons	4	106	26.5					33
BEARS	86	3427	39.8					62
OPPONENTS	66	2671	40.5					63

INTS	No	Yds	Avg	Lg	TD
Lyle	5	62	12.4	24	0
Buffone	3	22	7.3	22	0
Ford	2	50	25.0	41	0
Clemens	2	30	15.0	30	0
Butkus	1	0	0.0	0	0
Ellis	1	12	12.0	12	0
BEARS	14	176	12.6	41	0
OPPONENTS	16	20.9			1

KO RETURNS	No	Yds	Avg	Lg	TD
Hill	27	637	23.6	95	1
Garrett	16	486	30.4	67	0
Turner	8	127	15.9	84	0
Sanderson	2	44	22.0	25	0
Cotton	2	15	7.5	13	0
Parsons	2	15	7.5	15	0
Thomas*	0	12	0.0	12	0
Holloway	1	8	8.0	8	0
Osborne	1	0	0.0	0	0
BEARS	59	1344	22.8	95	1
OPPONENTS	33	813	24.7	84	0

* Thomas took handoff from Hill at NO. (10/7)

PUNT RET.	Ret	FC	Yds	Avg	Lg	TD
Hill	36	6	204	5.7	72	1
Moore	1	0	0	0.0	0	0
BEARS	37	6	204	5.5	72	1
OPPONENTS	40	26	294	7.4	42	0

FGs	1-19	20-29	30-39	40-49	50+
Perceval	4/4	0/0	2/3	0/1	0/0
Roder	1/1	2/2	1/3	4/7	0/3
BEARS	5/5	2/2	3/6	4/8	0/3
OPPONENTS	6/6	6/6	8/12	5/12	0/2

Perceval: 33G(36N), 31G, 12G(12G), 10G(10G), 45N
Roder: 47N(47G), 42G(56N), 17G, 40G, 28G(51N)
(30G, 42N, 37N, 43G, 24G, 40-49B(39N), 54N)
OPPONENTS (25G, 40-49B, 11G(41G), 48N, 25G,
14G, 11G, 35G(41N, 34N, 33N, 39N), 23G, 32G, 33G,
(32G, 11G, 43N(25G), 47G, 17G, 43G, 42G, 51N(26G)
41N(41G, 45N(52N, 30G, 16G, 39G, 26G(36G, 37G,
48N(32N)

DEFENSE	(Top 10)	T	S	A	FF	FR	PD	Sa	Int
Chambers	132	101	31	NA	2	NA	11.5	0	
Clemens	115	91	24	NA	1	NA	0.0	2	
Buffone	102	83	19	NA	1	NA	1.0	3	
Lyle	88	72	16	NA	1	NA	0.0	5	
Butkus	90	64	26	NA	1	NA	0.0	1	
Osborne	70	52	18	NA	1	NA	11.5	0	
Rives	68	60	8	NA	1	NA	1.0	0	
Taylor	67	54	13	NA	0	NA	0.0	0	
McGee	61	48	13	NA	4	NA	4.5	0	
Clark	54	43	11	NA	1	NA	0.0	0	

SACKS: Osborne 10.0, Chambers 9.0, Tom 5.0,
Hrevnak 2.0, Buffone 1.0, Gunn 1.0, Holman 1.0,
McGee 1.0, Rice 1.0, Rives 1.0
TEAM 32.0, OPPONENTS 49.0

USUAL STARTERS

Offense	Defense
WR ... Earl Thomas	RE ... Mel Tom
LT ... Randy Jackson	RT ... Wally Chambers
LG ... Glen Holloway	LT ... Jim Osborne
C ... Rich Coady	LE ... Tony McGee
RG ... Bob Newton	WLB ... Bob Piffeni
RT ... Bob Asher	MLB ... Dick Butkus
TE ... Craig Cotton	SLB ... Doug Buffone
WR ... George Farmer	RCB ... Joe Taylor
QB ... Bobby Douglas	LCB ... Charlie Ford
RB ... Carl Garrett	SS ... Craig Clemens
FB ... Jim Harrison	FS ... Garry Lyle

RANKINGS

Team Stats	Bears	avg	rank
Total Yards	3129	223.5	
Rushing Yards	1907	136.2	
Passing Yards	1222	87.3	
Points Scored	195	13.9	
	Opp	avg	rank
Total Yards	4183	298.8	
Rushing Yards	2509	179.2	
Passing Yards	1674	119.6	
Points Scored	334	23.9	

History

Bears All-Time Results



1974 CHICAGO BEARS STATISTICS

Record: 4-10-.286

Fourth Place, NFC Central

Head Coach: Abe Giron

09/15	W	17-9	DETROIT	55,202
09/22	L	21-23	N.Y. JETS	55,753
09/29	L	7-11	at Minnesota	46,619
10/06	W	24-10	NEW ORLEANS	55,753
10/13	L	10-13	at Atlanta	58,850
10/21	W	16-9	GREEN BAY	55,753
10/27	L	6-16	at Buffalo	80,024
11/03	L	0-17	MINNESOTA	55,753
11/10	L	3-20	at Green Bay	48,273
11/17	L	0-34	SAN FRANCISCO	55,753
11/24	L	17-34	at Detroit	47,376
12/01	W	16-13	N.Y. GIANTS	55,753
12/08	L	21-28	at San Diego	36,997
12/15	L	0-42	at Washington	54,393

	Bears	Opp
TOTAL FIRST DOWNS	203	231
Rushing	92	104
Passing	96	102
Penalty	15	25
3rd Down: Made/Att	66/218	68/203
3rd Down: Pct	30.3	33.5
4th Down: Made/Att	NA	NA
4th Down: Pct	NA	NA
POSSESSION AVG.	NA	NA
TOTAL NET YARDS	3200	3818
Avg. Per Game	228.6	272.7
Total Plays	866	873
Avg. Per Play	2.7	4.4
NET YARDS RUSHING	1480	1739
Avg. Per Game	105.7	123.6
Total Rushes	434	519
NET YARDS PASSING	1720	2079
Avg. Per Game	122.9	149.1
Sacked/Yards Lost	36/359	25/171
Gross Yards	2079	2230
Att. Completions	396/185	329/174
Completion Pct	46.7	52.9
Had Intercepted	22	18
PUNTS AVERAGE	91/37.7	77/38.5
NET PUNTING AVG.	88/37.0	90/37.2
PENALTIES-YARDS	68/679	74/601
FUMBLES-BALL LOST	35/15	28/14
TOUCHDOWNS	18	33
Rushing	10	17
Passing	8	12
Returns	0	4

PASSING	Att	Cmp	Yds	Cmp%	Yd/Att	TD	TD%	Int	Int%	Lg	Sack/Lost	Rating
Huff	53	142	1663	50.2	5.88	6	2.1	17	6.0	73	24/260	40.9
Douglass	190	41	387	21.6	3.87	2	2.0	4	4.0	40	9/69	42.4
Barnes	9	2	29	22.2	3.22	0	0.0	1	11.1	24	3/10	0.9
Parsons	1	0	0	0.0	0.0	0	0.0	0	0.0	0	0/0	29.6
Hill	1	0	0	0.0	0.0	0	0.0	0	0.0	0	0/0	39.6
Hodgins	1	0	0	0.0	0.0	0	0.0	0	0.0	0	0/0	39.6
Rather	1	0	0	0.0	0.0	0	0.0	0	0.0	0	0/0	39.6
BEARS	396	185	2979	46.7	5.25	8	2.0	22	5.6	73	36/359	46.5
OPPONENTS	329	174	2250	52.9	6.84	12	3.6	18	5.5	69	25/171	64.0

Score by Period	1	2	3	4	OT	Tot
BEARS	40	27	34	51	0	152
OPPONENTS	44	102	49	84	0	279

SCORING	TDs:Ru-Pa-RK-PAT	FG	S	Pts
Roder	0 0 0 0	17/18	9/13	0 44
Rather	3 0 3 0	0	0	18
Grandberry	2 2 0 0	0	0	12
Huff	2 2 0 0	0	0	12
Garrett	2 1 1 0	0	0	12
Harrison	1 1 0 0	0	0	6
Douglass	1 1 0 0	0	0	6
Kovacs	1 1 0 0	0	0	6
Williams	1 1 0 0	0	0	6
C. Taylor	1 1 0 0	0	0	6
Hill	1 0 0 0	0	0	6
Parsons	1 0 0 0	0	0	6
Wade	1 0 0 0	0	0	6
Wheeler	1 0 0 0	0	0	6
BEARS	18 10 8 0	17/18	9/13	0 152
OPPONENTS	33 17 12 4	29/33	16/23	2 279

RUSHING	No	Yds	Avg	Lg	TD
Grandberry	144	473	3.3	31	2
Garrett	96	146	6.6	19	1
Douglass	36	239	6.4	17	1
Williams	74	218	2.9	12	1
Harrison	36	94	2.6	16	1
Huff	23	37	1.6	11	2
Kovacs	8	30	3.8	12	1
Barnes	1	19	19.0	19	0
C. Taylor	9	18	2.0	9	1
Gagnon	1	15	15.0	15	0
Rather	2	10	5.0	14	0
Hodgins	1	5	5.0	5	0
Rives	1	2	2.0	2	0
Pagac	1	-1	-1.0	-1	0
Wade	1	-15	-15.0	-15	0
BEARS	434	1480	3.4	31	10
OPPONENTS	519	1739	3.4	66	17

RECEIVING	No	Yds	Avg	Lg	TD
Wade	39	683	17.5	73	1
Grandberry	30	212	7.1	40	0
Rather	29	400	13.8	59	3
Williams	25	167	6.7	15	0
Garrett	16	132	8.3	20	1
Kelly	8	100	12.5	24	0
Hill	7	109	15.6	28	1
Pagac	6	79	13.2	24	0
Wheeler	4	59	14.8	19	1
Farron	3	45	9.0	17	0
Harrison	3	16	7.6	14	0
Gagnon	4	25	5.6	16	0
C. Taylor	3	21	7.0	8	0
Parsons	2	9	4.5	5	1
Kovacs	1	5	5.0	5	0
BEARS	185	2979	16.2	73	8
OPPONENTS	174	2250	12.9	69	12

PUNTING	No	Yds	Avg	Net	TB	In	Lg	B
Parsons	90	3408	37.8					59
Barnes	1	27	27.0					27
BEARS	91	3435	37.7					59
OPPONENTS	77	2961	38.5					61

INTS	No	Yds	Avg	Lg	TD
Clemens	4	84	21.0	37	0
Lyle	3	57	19.0	36	0
Filis	3	32	10.7	19	0
Montgomery	2	56	28.0	33	0
Knox	2	26	13.0	21	0
Bryant	2	11	5.5	11	0
J. Taylor	1	27	27.0	27	0
Buffone	1	0	0.0	0	0
BEARS	18	293	16.3	37	0
OPPONENTS	22	225	10.2	44	1

KO RETURNS	No	Yds	Avg	Lg	TD
Grandberry	22	568	25.8	60	0
C. Taylor	27	567	21.0	38	0
Gagnon	3	33	17.6	21	0
VanValkenburg	1	20	20.0	20	0
Gallagher	1	16	16.0	16	0
Kinney	1	0	0.0	0	0
BEARS	57	1256	22.0	69	0
OPPONENTS	35	700	20.0	33	0

PUNT RET.	Ret	FC	Yds	Avg	Lg	TD
Hill	31	NA	183	5.9	15	0
Knox	5	NA	15	7.0	12	0
VanValkenburg	4	NA	22	5.5	14	0
Hodgins	2	NA	8	4.0	8	0
BEARS	44	NA	248	5.6	15	0
OPPONENTS	58	NA	633	10.9	95	1

FGs	1-19	20-29	30-39	40-49	50+
Roder	0/0	4/5	3/3	2/3	0/0
BEARS	0/0	4/5	3/3	2/3	0/0
OPPONENTS	0/1	5/6	9/11	2/3	0/2
Roder	(29G)(46N)(300)(17G)(23G)(42G)(28G)				
(1)(44G)(20N)(36N)(13N)(38G)(24G)(11G)					
OPPONENTS	(33N)(19H)(39G)(32G)(31N)(23N)				
(21G)(35G)(310)(140)(33G)(36G)(47G)(53N)(36N)(25G)					
(36G)(23G)(45G)(24G)(42B)(22G)(32G)(11H)					

DEFENSE	T	S	A	FF	FR	PD	Sa	Int
Buffone	132	98	14	NA	NA	0	0	1
Clemens	120	88	32	NA	NA	0	0	4
Gunn	117	80	37	NA	NA	1	0	0
Chambers	113	79	34	NA	NA	0	0	0
Bryant	110	89	41	NA	NA	5	0	2
Lyle	107	79	28	NA	NA	0	0	3
Filis	96	80	16	NA	NA	0	0	3
Osborne	91	87	24	NA	NA	5	0	0
J. Taylor	68	51	17	NA	NA	0	0	1
Rives	63	37	28	NA	NA	5	0	0
SACKS: Chambers 6.0, Gunn 4.0, Osborne 3.0, Bryant 3.0, Harris 2.0, Hunka 2.0, Gunn 1.0, Huff 1.0, Knox 1.0, Rives 1.0, Gallagher 1.0								
TEAM 25.0, OPPONENTS 36.0								

USUAL STARTERS

Offense	Defense
WR Charles Wade	RE G. Hunka / M. Tom
LT Lionel Anderson	RT Billy Chambers
LG Ernie Janet	LT Jim Osborne
C Rich Coody	LE Dave Gallagher
RG Bob Newton	WLB Jimmy Gunn
RT Bob Asher	MLB D. Rives / W. Bryant
TE Fred Pagac	SLB Doug Buffone
QB Bo Rather	RCB Joe Taylor
QB Gary Huff	LCB Allan Ellis
QB Ken Grandberry	SS Craig Clemens
FB Perry Williams	FS Garry Lyle

RANKINGS

Team Stats	Bears	avg	rank
Total Yards	3200	228.6	
Rushing Yards	1480	105.7	
Passing Yards	1720	122.9	
Points Scored	152	10.5	
	Opp	avg	rank
Total Yards	3818	272.7	
Rushing Yards	1739	123.6	
Passing Yards	2079	149.1	
Points Scored	279	19.9	

1975 CHICAGO BEARS STATISTICS

Record: 4-10, .286

T-Third Place, NFC Central
Head Coach: Jack Pardee

09/21 L 7-35	BALTIMORE	54,132
09/28 W 15-13	PHILADELPHIA	54,392
10/05 L 3-28	at Minnesota	48,446
10/12 L 7-27	at Detroit	74,032
10/19 L 3-34	at Pittsburgh	47,579
10/27 L 9-13	MINNESOTA	57,455
11/02 L 13-46	MIAMI	57,455
11/09 W 27-14	GREEN BAY	57,455
11/16 L 3-31	at San Francisco	47,484
11/23 L 10-38	at L.A. Rams	64,979
11/30 L 7-28	at Green Bay	56,267
12/07 W 25-21	DETROIT	53,234
12/14 L 20-34	ST. LOUIS	53,169
12/21 W 42-17	at New Orleans	51,142

Bears		Opp
TOTAL FIRST DOWNS	190	282
Rushing	74	118
Passing	99	143
Penalty	17	21
3rd Down Made/Att	33/198	87/222
3rd Down Pct.	26.8	39.2
4th Down Made/Att	N/A	N/A
4th Down Pct.	N/A	N/A
POSSESSION AVG.	N/A	N/A
TOTAL NET YARDS	2492	4576
Avg. Per Game	249.4	326.9
Total Plays	829	981
Avg. Per Play	4.2	4.7
NET YARDS RUSHING	1653	2070
Avg. Per Game	165.3	147.9
Total Rushes	441	547
NET YARDS PASSING	1839	2506
Avg. Per Game	183.9	179.0
Sacked/Yards Lost	32/350	35/319
Gross Yards	2169	2825
Att./Completions	356/191	399/208
Completion Pct.	53.7	52.1
Had Intercepted	23	13
PUNTS/AVERAGE	94/39.0	86/41.4
NET PUNTING AVG.	N/A	N/A
PENALTIES/YARDS	100/881	78/723
FUMBLE/BALL LOST	35/17	29/14
TOUCHDOWNS	22	48
Rushing	11	25
Passing	9	22
Returned	2	1

PASSING	Att	Cmp	Yds	Cmp%	Yds/Att	TD	Int	Lg	Sack/Lost	Rating
Avellani	126	87	942	69.2	7.48	8	4	11	8.7	9.7
Huff	203	114	1083	56.6	5.28	3	15	8	4.4	49
Douglass	20	8	87	40.0	4.35	0	0	2	10.0	34
Adams	2	2	57	100.0	28.50	0	0	0	0.0	44
Grim	1	0	0	0.0	0.00	0	0	0	0.0	0.0
Parsons	1	0	0	0.0	0.00	0	0	0	0.0	0.0
Payton	1	0	0	0.0	0.00	0	0	1	100.0	0.0
BEARS	356	191	2169	53.7	4.74	9	25	23	6.5	57
OPPONENTS	399	208	2825	52.1	6.92	22	13	3.3	7.9	35/319

Score by Period	1	2	3	4	OT	Tot
BEARS	37	45	49	60	0	191
OPPONENTS	65	137	72	105	0	379

SCORING	TDs	Ru	Pa	RK	PAT	FG	S	Pts
---------	-----	----	----	----	-----	----	---	-----

R. Thomas	0	0	0	0	16-22	13-22	0	57
Payton	7	7	0	0			0	42
Latta	3	0	3	0			0	18
Grim	2	0	2	0			0	12
Rather	2	0	2	0			0	12
Edwards	1	0	1	0			0	6
Parsons	1	0	1	0			0	6
Douglass	1	1	0	0			0	6
Adams	1	1	0	0			0	6
Harper	1	1	0	0			0	6
Avellani	1	1	0	0			0	6
Clemens	1	0	0	1			0	6
Livers	1	0	0	0			0	6
Hartenstine	0	0	0	0			1	2

BEARS	22	41	9	2	18-22	13-22	1	191
OPPONENTS	48	25	12	21	47-48	14-18	1	379

RUSHING	No	Yds	Avg	Lg	TD
---------	----	-----	-----	----	----

Payton	196	679	3.5	54	7
Harper	100	453	4.5	32	1
Adams	94	353	3.8	21	1
Edwards	27	73	2.7	16	0
Douglass	5	34	6.8	18	1
Musco	6	33	5.5	16	0
Rather	4	24	6.0	18	0
Huff	5	7	1.4	10	0
Avellani	4	-3	-0.8	1	1
BEARS	441	1653	3.7	54	11
OPPONENTS	547	2070	3.8	43	25

RECEIVING	No	Yds	Avg	Lg	TD
-----------	----	-----	-----	----	----

Rather	39	685	17.6	54	2
Payton	33	213	6.5	40	0
Grim	28	374	13.4	57	2
Harper	27	191	7.1	27	0
Latta	16	202	12.6	34	3
Adams	15	111	7.4	25	0
Parsons	13	184	14.2	28	1
Edwards	11	86	7.8	14	1
Schubert	5	68	13.6	16	0
Farmer	2	32	16.0	17	0
Jackson	1	17	17.0	17	0
Sevy	1	6	6.0	6	0
BEARS	191	2169	11.4	57	9
OPPONENTS	208	2825	13.6	79	22

PUNTING	No	Yds	Avg	Net	TB	In	Lg	B
Parsons	93	3625	39.0					80
Payton	1	39.0	39.0					39
BEARS	94	3664	39.0					60
OPPONENTS	86	3560	41.4					62

INTS	No	Yds	Avg	Lg	TD
------	----	-----	-----	----	----

Clemens	2	109	54.5	76	1
Plank	2	50	25.0	29	0
Livers	2	40	20.0	20	1
Ellis	2	4	2.0	4	0
Babinetz	1	15	15.0	15	0
Huffone	1	12	12.0	12	0
Gunn	1	5	5.0	5	0
Gersbach	1	4	4.0	4	0
Ely	1	2	2.0	2	0
BEARS	15	241	16.5	76	2
OPPONENTS	23	235	10.2	38	8

KO RETURNS	No	Yds	Avg	Lg	TD
------------	----	-----	-----	----	----

Payton	14	444	31.7	70	0
Douthett	13	333	25.6	64	0
Livers	27	529	19.6	34	0
Schubert	9	146	16.2	25	0
Harper	4	67	16.8	18	0
Knows	5	67	13.4	21	0
Adams	1	27	27.0	27	0
Victor	1	25	25.0	25	0
Rather	1	6	6.0	6	0
BEARS	75	1644	21.9	70	0
OPPONENTS	43	893	20.8	88	0

PUNT RET.	Ret	FC	Yds	Avg	Lg	TD
-----------	-----	----	-----	-----	----	----

Livers	47	0	456	10.9	39	0
Schubert	6	1	33	5.5	16	0
Plank	1	1	25	27.7	12	0
Knows	1	0	0	0.0	0	0
Victor	0	1	0	0.0	-	0
BEARS	52	3	512	9.8	39	0
OPPONENTS	49	20	303	6.2	34	0

FGs	1-19	20-29	30-39	40-49	50+
-----	------	-------	-------	-------	-----

R. Thomas	0/0	3/7	5/6	4/7	1/2
BEARS	0/0	3/7	5/6	4/7	1/2
OPPONENTS	2/2	3/3	4/6	4/4	1/3
R. Thomas: (4440, 240, 260, 460, 432, 43N) (43N) (20B, 27G, 11G) (34G, 25N, 48G) (27B, 33G) (5500, 36G, 49N, 41G, 27B) (51N, 35N) OPPONENTS: (4440, 430, 430, 550, 37G, 18G) (52G, 46G) (39G, 32G, 35G) (21G, 51N) (27G) (33N) (40G) 29G (50N, 19G)					

DEFENSE	T	S	A	FF	FR	PD	Sa	Int
---------	---	---	---	----	----	----	----	-----

Plank	123	74	49	1	0	8	10	2
Bryant	112	74	38	0	2	5	0	0
Chambers	108	60	28	1	0	4	14	0
Huffone	99	65	14	5	1	7	0	1
Clemens	98	52	26	1	3	0	0	2
Ely	91	54	37	0	1	4	0	1
Stillwell	67	42	25	0	0	0	0	0
Hartenstine	61	36	25	1	2	3	5	0
Ellis	51	36	15	0	0	15	0	2
Osborne	47	34	14	1	0	0	7	0
SACKS: Chambers 14.0, Osborne 7.0, Stillwell 6.0, Hartenstine 5.0, Harris 1.0, Plank 1.0, Team 1.0 TEAM 35.0, OPPONENTS 32.0								

USUAL STARTERS

Offense	Defense
WR ... Bob Grim	RE ... Richard Harris
LT ... Lionel Antoine	RT ... Wally Chambers
LG ... Noah Jackson	LT ... Roger Stillwell
C ... Dan Pfeiffer	LE ... Mike Hartenstine
RG ... Mark Nordquist	WLB ... Raymond Bryant
RT ... Jeff Sevy	MLB ... Larry Ely
TE ... Bob Parsons	SLB ... Doug Buffone
WR ... Bo Rafter	RCB ... V. Livers / N. Wilson
QB ... Gary Huff	LCB ... Alan Ellis
RB ... W. Payton / M. Adams	SS ... Doug Plank
FB ... Roland Harper	FS ... Craig Clemens

RANKINGS

Team Stats	Bears	avg	rank
Total Yards	3492	249.4	
Rushing Yards	1653	118.1	
Passing Yards	1839	131.4	
Points Scored	191	13.6	
	Opp	avg	rank
Total Yards	4576	326.9	
Rushing Yards	2070	147.9	
Passing Yards	2506	179.0	
Points Scored	379	27.1	

History

Bears All-Time Results



1976 CHICAGO BEARS STATISTICS

Record: 7-7, .500

Second Place, NFC Central

Head Coach: Jack Pardee

09/12	W	10-3	DETROIT	57,359
09/19	W	19-12	at San Francisco	46,699
09/26	L	0-10	ATLANTA	56,969
10/03	W	33-7	WASHINGTON	57,359
10/10	L	19-20	at Minnesota	48,446
10/17	L	12-20	at L.A. Rams	76,651
10/24	L	21-31	at Dallas	64,902
10/31	W	14-13	MINNESOTA	57,359
11/07	L	27-28	OAKLAND	57,359
11/14	W	24-13	GREEN BAY	57,359
11/21	L	10-14	at Detroit	80,638
11/28	W	16-10	at Green Bay	56,267
12/05	W	34-7	at Seattle	64,735
12/12	L	14-28	DENVER	57,359

	Bears	Opp
TOTAL FIRST DOWNS	201	249
Rushing	115	103
Passing	67	128
Penalty	19	18
3rd Down: Made/Att	70/212	80/222
3rd Down Pct.	33.0	36.0
4th Down: Made/Att	NA	NA
4th Down Pct.	NA	NA
POSSIBLE AVG	NA	NA
TOTAL NET YARDS	1843	4201
Avg. Per Game	274.5	300.1
Total Plays	880	971
Avg. Per Play	4.4	4.3
NET YARDS RUSHING	2363	1984
Avg. Per Game	168.8	141.7
Total Rushes	578	522
NET YARDS PASSING	1480	2217
Avg. Per Game	105.7	158.4
Sacked Yards Lost	24/225	49/395
Gross Yards	1705	2612
Att./Completions	278/123	401/200
Completion Pct.	44.2	49.9
Had Intercepted	15	24
PUNTS/AVERAGE	100/37.3	85/36.3
NET PUNTING AVG.	100/31.7	85/51.0
PENALTIES/YARDS	114/984	87/699
FUMBLES/BALL LOST	24/13	37/23
TOUCHDOWNS	31	25
Rushing	26	10
Passing	9	15
Returns	2	0

PASSING	Att	Cmp	Yds	Cmp%	Yd/Att	TD	TD%	Int	Int%	Lg	Sack/Lost	Rating
Avellani	271	118	1580	43.5	5.83	8	3.0	15	5.5	63	24/225	49.7
Carter	5	3	77	60.0	15.40	1	20.0	0	0.0	35	0	145.0
Parsons	2	2	48	100.0	24.00	0	0.0	0	0.0	25	0	119.0
BEARS	278	123	1705	44.2	6.13	9	3.2	15	5.4	63	24/225	52.6
OPPONENTS	401	200	2612	49.9	6.51	15	3.7	24	6.0	75	49/395	58.1

Score by Period	1	2	3	4	OT	Tot
BEARS	69	47	99	78	0	293
OPPONENTS	23	80	34	79	0	216

SCORING	TDs	Run	Pa	RK	PAT	FG	S	Pts
Payton	13	13	0	0	0	0	0	78
B. Thomas	0	0	0	0	12/25	27/30	0	67
Scott	6	0	6	0	0	0	0	36
Musso	4	4	0	0	0	1	26	26
Harper	3	2	1	0	0	0	18	18
Adams	1	0	1	0	0	0	18	18
Avellani	1	1	0	0	0	0	6	6
Hartenstein	1	0	0	1	0	0	6	6
Burke	1	0	1	0	0	0	6	6
Ellis	1	0	0	1	0	0	6	6
BEARS	31	20	9	2	12/25	27/31	2	253
OPPONENTS	25	10	15	8	13/25	25/25	0	216

RUSHING	No	Yds	Avg	Lg	TD
Payton	311	1390	4.5	60	13
Harper	147	625	4.3	28	2
Musso	57	200	3.5	11	4
Adams	33	93	2.8	12	0
Avellani	18	58	3.2	15	1
Schreiber	4	15	3.8	11	0
Rather	1	4	4.0	4	0
Parsons	1	2	2.0	2	0
Carter	1	0	0.0	0	0
Scott	2	-4	-2.0	3	0
Latta	2	-8	-4.0	-3	0
Baschnagel	1	-12	-12.0	-12	0
BEARS	578	2363	4.1	60	20
OPPONENTS	522	1984	3.8	31	10

RECEIVING	No	Yds	Avg	Lg	TD
Harper	29	291	10.0	39	1
Scott	26	512	19.7	63	6
Latta	18	254	14.1	58	0
Payton	15	149	9.9	34	0
Baschnagel	13	226	17.4	58	0
Rather	5	33	6.6	7	0
Schreiber	4	74	18.5	25	0
Adams	4	28	7.0	12	1
Musso	4	26	6.5	9	0
Burke	2	12	6.0	15	0
Shanklin	1	55	55.0	55	1
Schreiber	1	16	16.0	16	0
Parsons	1	9	9.0	9	0
BEARS	123	1705	13.9	63	9
OPPONENTS	200	2612	13.1	75	15

PUNTING	No	Yds	Avg	Net	TB	In	Lg	B
Parsons	99	3126	31.6	8	20	62	0	0
Team	1	0	0.0	0	0	0	0	0
BEARS	100	3126	31.3	8	20	62	0	0
OPPONENTS	85	3085	36.3	9	17	69	0	0

INTS	No	Yds	Avg	Lg	TD
Birchbacher	7	49	7.0	25	0
Ellis	6	47	7.8	22	1
Plank	4	31	7.8	15	0
Livers	3	14	11.3	18	0
Bryant	2	6	3.0	3	0
Clemens	1	28	28.0	28	0
Chambers	1	8	8.0	8	0
Hartenstein	0	12	12.0	12	1
BEARS	24	215	9.0	28	2
OPPONENTS	15	213	14.2	67	0

KO RETURNS	No	Yds	Avg	Lg	TD
Baschnagel	20	754	26.0	48	0
Adams	11	179	16.3	30	0
Harper	6	119	19.8	30	0
Livers	1	14	14.0	14	0
Musso	2	18	9.0	17	0
Schreiber	1	3	3.0	3	0
Payton	1	0	0.0	0	0
BEARS	51	1087	21.3	48	0
OPPONENTS	54	969	17.9	38	0

PUNT RET.	Ret	FC	Yds	Avg	Lg	TD
Livers	28	0	205	7.3	51	0
Schreiber	11	5	60	5.5	14	0
Adams	1	0	2	2.0	2	0
Baschnagel	2	1	2	1.0	3	0
Knorr	1	0	0	0.0	0	0
BEARS	43	6	269	6.3	51	0
OPPONENTS	44	20	346	7.9	45	0

FGs	1-19	20-29	30-39	40-49	50+
B. Thomas	0/0	3/3	4/6	5/11	0/5
BEARS	0/0	3/3	4/6	5/11	0/5
OPPONENTS	1/1	7/8	2/8	3/7	0/1
B. Thomas	(51N, 27G, 45N, 35G, 45N, 47G, 34G, 19G, 35G, 32N, 10N, 42G, 48N, 42N, 40N, 833N, 31N, 46G, 42N, 46G, 42G, 25G, 22G, 45N, 51N, 8)				
OPPONENTS	(17G, 31N, 21G, 18N, 38N, 49N, 38N, 45G, 82G, 29G, 39G, 44G, 32N, 37G, 42G, 82G, 24G, 43N, 37N, 19G, 27G, 48N, 84G, 40N, 31N, 8)				

DEFENSE	T	S	A	FF	FR	FD	Sa	Int
(Top 10)								
Rivers	165	112	53	3	2	5	3.0	0
Clemens	130	94	36	2	1	6	0.0	1
Plank	110	90	40	4	4	12	0.0	4
Bryant	115	80	35	2	2	7	5.0	2
Chambers	102	80	22	3	1	1	8.0	1
Hartenstein	86	56	30	1	3	5	5.0	0
Osborne	79	59	26	2	0	2	15.0	0
Rydalch	70	53	17	1	1	0	7.0	0
Birchbacher	65	45	20	1	3	10	1.5	7
Ellis	64	58	6	1	0	1	0.0	6
SACKS:	Osborne 15.0, Chambers 8.0, Rydalch 7.0, Stillwell 5.5, Bryant 3.0, Hartenstein 3.0, Rivers 3.0, Meyers 2.5, Birchbacher 1.5, Berry 0.5							
TEAM 49.0, OPPONENTS 24.0								

USUAL STARTERS

Offense	Defense
WR ... Brian Baschnagel	RE ... Roger Stille
LT ... Lionel Antoine	RT ... Wally Chambers
LG ... Noah Jackson	LT ... Jim Osborne
C ... Dan Neal	LE ... Mike Hartenstein
RG ... Revie Sorey / Jeff Sevy	WLB ... Raymond Bryant
RT ... Jeff Sevy / Dennis Lick	MLB ... Don Rives
TE ... Greg Latta	SLB ... Ross Birchbacher
WR ... James Scott	RCB ... Virgil Livers
QB ... Bob Avellani	LCB ... Allan Ellis
RB ... Walter Payton	SS ... Doug Plank
FB ... Roland Harper	FS ... Craig Clemons

RANKINGS

Team Stats	Bears	avg	rank
Total Yards	3643	274.5	
Rushing Yards	2362	168.8	
Passing Yards	1480	105.7	
Points Scored	253	18.1	
	Opp	avg	rank
Total Yards	4201	300.1	
Rushing Yards	1984	141.7	
Passing Yards	2217	158.4	
Points Scored	216	15.4	

1977 CHICAGO BEARS STATISTICS

Record: 9-5, .643

Second Place, NFC Central

Head Coach: Jack Pardee

09/18 W 30-20	DETROIT	57,359
09/25 L 13-16	at St. Louis	51,392
10/02 L 24-42	at New Orleans	57,359
10/10 W 24-23	L.A. RAMS	57,359
10/16 L 16-22	at Minnesota	48,446
10/23 L 10-16	ATLANTA	57,359
10/30 W 26-0	at Green Bay	56,267
11/06 L 0-47	at Houston	51,177
11/13 W 24-27	KANSAS CITY	57,359
11/20 W 16-7	MINNESOTA	57,359
11/24 W 31-14	at Detroit	75,183
12/04 W 10-0	at Tampa Bay	50,284
12/11 W 21-10	GREEN BAY	57,359
12/18 W 12-9(ot)	at N.Y. Giants	76,626

PLAYOFFS

12/26 L 7-37	at Dallas	64,758
--------------	-----------	--------

	Bears	Opp
TOTAL FIRST DOWNS	247	241
Rushing	141	124
Passing	94	106
Penalty	12	11
3rd Down: Made/Att	NA	NA
3rd Down Pct	NA	NA
4th Down: Made/Att	NA	NA
4th Down Pct	NA	NA
POSSESSION AVG.	NA	NA
TOTAL NET YARDS	4635	4283
Avg. Per Game	332.5	306.1
Total Plays	930	947
Avg. Per Play	5.0	4.5
NET YARDS RUSHING	2811	2158
Avg. Per Game	200.8	154.1
Total Rushes	599	544
NET YARDS PASSING	1844	2127
Avg. Per Game	131.7	151.9
Sacked/Yards Lost	26/226	27/207
Gross Yards	2070	2334
Att. Completions	305/161	377/182
Completion Pct.	52.8	48.3
Had Intercepted	18	18
PUNTS/AVERAGE	82/39.4	93/39.1
NET PUNTING AVG.	82/NA	93/NA
PENALTIES/YARDS	97/852	83/671
FUMBLES/BALL LOST	36/17	27/13
TOUCHDOWNS	31	27
Rushing	18	14
Passing	31	7
Returns	2	6

PASSING	Att	Cmp	Yds	Cmp%	Yds/Att	TD	TD%	Int	Int%	Lg	Sack/Lost	Rating
Avellani	293	154	2004	52.6	6.84	11	3.8	15	6.1	75	23/200	61.7
Parsons	4	4	61	100.0	15.25	0	0.0	0	0.0	32	0/0	119.0
Phipps	5	3	5	60.0	1.00	0	0.0	0	0.0	10	3/26	64.6
Harper	2	0	0	0.0	0.00	0	0.0	0	0.0	-	0/0	39.0
Buschnagel	1	0	0	0.0	0.00	0	0.0	0	0.0	-	0/0	39.0
BEARS	305	161	2070	52.8	6.79	11	3.6	15	5.9	75	26/226	61.8
OPPONENTS	377	182	2334	48.3	6.19	7	1.9	18	4.8	85	27/207	54.5

USUAL STARTERS

Offense	Defense
WR ... Bo Rather	RE ... Billy Newsome
LT ... Ted Albrecht	RT ... Ron Rydahl
LG ... Noah Jackson	LT ... Jim Osborne
C ... Dan Pfeiffer	LE ... Mike Hartenstein
RG ... Revie Soney	WLB ... Waymond Bryant
TE ... Dennis Lick	MLB ... Tom Hicks
RT ... Greg Latta	SLB ... Doug Buffone
WR ... James Scott	RCB ... Virgil Livers
QB ... Bob Avellani	LCB ... Allan Ellis
RB ... Walter Payton	SS ... Gary Fenick
FB ... Roland Harper	FS ... Doug Plank

RANKINGS

Team Stats	Bears	avg rank
Total Yards	4635	332.5
Rushing Yards	2811	200.8
Passing Yards	1844	131.7
Points Scored	255	18.2
	Opp	avg rank
Total Yards	4295	306.1
Rushing Yards	2158	154.1
Passing Yards	2127	151.9
Points Scored	253	18.1

Score by Period	1	2	3	4	OT	Tot
BEARS	50	56	37	109	3	255
OPPONENTS	60	73	37	77	6	253

SCORING	TDs	Ru	Pa	RK	PAT	FG	S	Pts
Payton	16	14	2	0	0/0	0/0	0	96
B. Thomas	0	0	0	0	27/30	14/27	0	69
Latta	4	0	4	0	0	0	0	24
Scott	3	0	3	0	0	0	0	18
Musso	2	2	0	0	0	0	0	12
Rather	2	0	2	0	0	0	0	12
Schubert	1	0	0	1	0	0	0	6
Buschnagel	1	0	0	1	0	0	0	6
Avellani	1	1	0	0	0	0	0	6
Earl	1	1	0	0	0	0	0	6
BEARS	31	18	11	2	27/30	14/27	0	255
OPPONENTS	27	14	7	6	26/26	21/29	0	253

RUSHING	No	Yds	Avg	Lg	TD
Payton	339	1852	5.5	73	14
Harper	120	457	3.8	19	0
Earl	56	233	4.2	34	1
Musso	37	152	3.6	13	2
Avellani	37	109	2.9	21	1
Best	6	20	3.3	6	0
Scott	1	10	10.0	10	0
Buschnagel	1	0	0.0	0	0
Evans	1	0	0.0	0	0
Rather	1	-2	-2.0	-2	0
BEARS	599	2811	4.7	73	18
OPPONENTS	544	2158	4.0	61	14

RECEIVING	No	Yds	Avg	Lg	TD
Scott	50	809	16.2	72	3
Payton	27	269	10.0	75	2
Latta	26	335	12.9	37	4
Harper	19	142	7.5	34	0
Rather	17	294	17.3	42	2
Schubert	8	119	14.9	32	0
Earl	6	32	5.3	10	0
Buschnagel	4	50	12.5	25	0
Musso	3	13	4.3	21	0
Rivera	1	7	7.0	7	0
BEARS	161	2070	12.9	75	11
OPPONENTS	182	2334	12.8	85	7

PUNTING	No	Yds	Avg	Net	TB	In	Lg
Parsons	60	1232	40.4	7	17	58	
Team	2	0	0.0	0	0	0	
BEARS	82	3232	39.4	7	17	58	
OPPONENTS	93	3636	39.1	11	22	69	

INTS	No	Yds	Avg	Lg	TD
Ellis	6	23	3.8	11	0
Fenick	4	33	8.3	23	0
Plank	4	12	3.0	20	0
Livers	2	29	14.5	29	0
Buffone	1	12	12.0	12	0
Hicks	1	9	9.0	9	0
BEARS	18	138	7.7	29	0
OPPONENTS	18	171	9.5	57	1

KO RETURNS	No	Yds	Avg	Lg	TD
Buschnagel	23	557	24.2	84	1
Evans	13	253	19.5	30	0
Best	6	127	21.2	29	0
Earl	2	38	19.0	25	0
Harper	3	44	14.7	22	0
Musso	5	100	20.0	33	0
Payton	2	95	47.5	68	0
Walterscheid	3	59	19.7	22	0
BEARS	57	1275	22.3	84	1
OPPONENTS	52	1010	19.4	85	1

PUNT RET.	Ret	FC	Yds	Avg	Lg	TD
Schubert	31	10	291	9.4	70	1
Buschnagel	3	2	54	18.0	42	0
Plank	1	0	21	21.0	21	0
Walterscheid	6	1	59	9.8	14	0
Livers	6	1	46	7.7	21	0
BEARS	47	14	471	10.0	70	1
OPPONENTS	42	15	216	5.1	37	0

FGs	1-19	20-29	30-39	40-49	50+
B. Thomas	0/0	6/9	6/10	2/6	0/2
BEARS	6/9	6/9	6/10	2/6	0/2
OPPONENTS	2/2	8/9	8/10	5/7	0/1
B. Thomas	39N,39G,23G,29G,21G,33G,47N,38G,41N,40G,47G,20G,44N,39N,29N,37G,56N,31N,39G,39N,31N,32G,44N,32G,23N,36N,28G				

DEFENSE

(Top 10)	T	S	A	FF	FR	PD	Sa	Int
Fenick	133	93	40	1	0	7	0	4
Rives	89	61	28	0	1	0	0	0
Bryant	85	63	22	1	2	2	1	0
Rydahl	77	54	23	1	1	1	9	5
Plank	71	41	28	0	0	4	1	0
Buffone	67	48	19	0	0	5	1	1
Livers	56	45	11	0	1	16	0	2
Hartenstein	55	34	21	1	3	4	1	0
Ellis	51	47	4	0	0	13	0	0
Osborne	49	32	17	0	0	0	4	0

SACKS: Rydahl 9.5, Newsome 5.0, Osborne 4.0, Sevy 2.0, Bryant 1.5, Buffone 1.0, Hartenstein 1.0, Meyers 1.0, Muckensturm 1.0, Plank 1.0
TEAM 27.0, OPPONENTS 26.0

History

Bears All-Time Results



1978 CHICAGO BEARS STATISTICS

Record: 7-9, .438

T-Third Place, NFC Central
Head Coach: Neill Armstrong

09/03	W	17-10	ST. LOUIS	52,791
09/10	W	16-13	at San Francisco	49,502
09/17	W	19-0	at Detroit	65,982
09/25	L	20-24	MINNESOTA	53,561
10/01	L	19-25	OAKLAND	52,848
10/08	L	14-24	at Green Bay	55,352
10/16	L	7-16	at Denver	75,008
10/22	L	19-33	at Tampa Bay	68,146
10/29	L	17-21	DETROIT	53,378
11/05	L	29-31	SEATTLE	50,697
11/12	L	14-17	at Minnesota	43,286
11/19	W	13-7	ATLANTA	46,022
11/26	W	14-3	TAMPA BAY	42,373
12/04	L	7-40	at San Diego	48,492
12/10	W	14-0	GREEN BAY	34,306
12/16	W	14-10	at Washington	49,774

	Bears	Opp
TOTAL FIRST DOWNS	262	282
Rushing	136	128
Passing	99	114
Penalty	27	20
3rd Down: Made/Att	89/248	75/240
3rd Down Pct	35.9	31.3
4th Down: Made/Att	NA	NA
4th Down Pct	NA	NA
POSSESSION AVG	NA	NA
TOTAL NET YARDS	4459	4680
Avg. Per Game	278.7	292.5
Total Plays	1020	1044
Avg. Per Play	4.4	4.5
NET YARDS RUSHING	2526	2174
Avg. Per Game	157.9	135.9
Total Rushes	634	568
NET YARDS PASSING	1933	2506
Avg. Per Game	120.8	156.6
Sacked Yards Lost	34/288	40/351
Gross Yards	2221	2857
Att. Completions	352/186	416/239
Completion Pct	52.8	54.8
Had Intercepted	28	17
PUNTS AVERAGE	96/37.0	97/38.4
NET PUNTING AVG	96/32.2	97/30.4
PENALTIES YARDS	101/958	101/800
FUMBLES/BALL LOST	22/8	32/16
TOUCHDOWNS	29	33
Rushing	19	15
Passing	7	16
Returns	3	2

PASSING	Att	Cmp	Yds	Cmp%	Yd/Att	TD	TD%	Int	Int%	Lg	Sack/Lost	Rating
Avellini	264	141	1718	53.4	6.51	5	1.9	16	6.1	61	26/208	54.6
Phlips	83	44	465	53.0	5.60	2	2.4	10	12.0	48	6/53	38.0
Evans	3	1	38	33.3	12.67	0	0.0	1	33.3	38	2/25	42.1
Parsons	1	0	0	0.0	0.00	0	0.0	0	0.0	-	0/0	-
Harper	1	0	0	0.0	0.00	0	0.0	0	0.0	-	0/0	-
BEARS	352	186	2221	52.8	6.31	7	2.0	28	8.0	61	34/288	45.7
OPPONENTS	436	239	2857	54.8	6.55	16	3.7	17	3.9	58	40/351	71.1

Score by Period	1	2	3	4	OT	Tot
BEARS	30	55	91	75	0	251
OPPONENTS	71	69	47	81	6	274

SCORING	TDs	Run	Pa	RK	PAT	FG	S	Pts
B. Thomas	0	0	0	0	26/29	17/22	0	77
Payton	11	11	0	0	0	0	66	66
Harper	8	6	2	0	0	0	48	48
Scott	5	0	5	0	0	0	30	30
Avellini	2	2	0	0	0	0	12	12
Spivey	1	0	0	1	0	0	6	6
Livers	1	0	0	1	0	0	6	6
Schubert	1	0	0	1	0	0	6	6
Hart	0	0	0	0	0	1	0	1
BEARS	29	19	7	3	26/29	17/22	1	253
OPPONENTS	33	15	16	2	28/34	16/24	0	274

RUSHING	No	Yds	Avg	Lg	TD
Payton	533	1395	4.2	76	11
Harper	240	992	4.1	31	8
Avellini	34	54	1.6	10	2
Phlips	13	34	2.6	10	0
Evans	6	23	3.8	13	0
Earl	3	17	5.7	9	0
Best	2	11	5.5	6	0
Morris	1	0	0.0	0	0
Parsons	1	0	0.0	0	0
Baschnagel	1	0	0.0	0	0
BEARS	634	2526	4.0	76	19
OPPONENTS	564	2174	3.9	67	15

RECEIVING	No	Yds	Avg	Lg	TD
Payton	50	480	9.6	61	6
Harper	43	340	7.9	33	2
Scott	42	259	18.1	59	3
Richards	27	179	14.0	52	0
Latta	15	159	10.6	21	0
Schubert	4	51	12.8	19	0
Baschnagel	2	29	14.5	22	0
Rather	1	15	15.0	15	0
Cobb	1	7	7.0	7	0
Earl	1	1	1.0	1	0
BEARS	186	2221	11.9	61	7
OPPONENTS	239	2857	12.0	55	16

PUNTING	No	Yds	Avg	Net	TB	In	Lg	B
Parsons	96	3549	37.0	32.2	4	18	54	0
BEARS	96	3549	37.0	32.2	4	18	54	0
OPPONENTS	97	3437	35.4	30.4	10	25	61	2

INTS	No	Yds	Avg	Lg	TD
Fencik	4	77	19.3	59	0
Livers	3	86	28.7	60	1
Buffone	1	22	7.3	16	0
Schmidt	2	23	11.5	23	0
Rives	2	8	4.0	8	0
Plank	1	0	0.0	0	0
Gunter	1	0	0.0	0	0
Walterscheid	1	0	0.0	0	0
BEARS	17	216	12.7	60	1
OPPONENTS	28	312	11.1	63	1

KO RETURNS	No	Yds	Avg	Lg	TD
Baschnagel	20	455	22.8	36	0
Walterscheid	11	135	10.5	81	0
Gunter	10	240	24.0	37	0
Morgan	5	110	22.0	24	0
Schubert	4	80	20.0	27	0
Spivey	2	34	17.0	23	0
Earl	3	48	16.0	20	0
Skibinski	3	36	12.0	20	0
Latta	2	14	7.0	8	0
Shackelford	1	6	6.0	6	0
BEARS	61	1358	22.3	81	0
OPPONENTS	52	1146	22.0	43	0

PUNT RET.	Ret	FC	Yds	Avg	Lg	TD
Schubert	27	21	229	8.5	73	1
Walterscheid	5	0	24	4.8	11	0
Livers	10	0	31	3.1	13	0
Baschnagel	1	1	2	2.0	2	0
BEARS	41	22	286	7.0	73	1
OPPONENTS	45	23	295	6.6	21	0

FGs	1-19	20-29	30-39	40-49	50+
B. Thomas	0/0	7/7	9/11	1/4	0/0
BEARS	0/0	7/7	9/11	1/4	0/0
OPPONENTS	0/0	4/4	8/8	6/7	0/0
B. Thomas	190/320	340/380	280/270	320/250	250/250
2	4	0	0	0	0
44N, 21G, 27G, 23G, 33G, 36G, 39G, 48N, 32G, 37G, 41N, 39H					

DEFENSE	Y	S	A	FF	FR	PD	Sa	Int
Fencik	130	95	15	2	2	0	0	4
Campbell	110	82	28	3	2	6	5	0
Plank	70	82	19	5	3	4	0	1
Hartenstein	70	44	26	2	1	2	0	0
Hicks	67	51	16	0	1	3	0	0
Rives	67	44	23	1	1	2	0	2
Buffone	65	45	20	0	0	2	2	3
Livers	61	35	6	1	1	9	0	1
Schmidt	51	44	7	1	1	9	0	2
Osborne	50	37	13	1	0	2	4	0
Page	50	15	15	2	0	3	15	0
SACKS: Page 11.5, Hart 7.5, Hartenstein 6.0, Osborne 4.0, Campbell 3.0, Buffone 2.6, Meyers 2.0, Rydalsch 2.0, Heron 1.0, Sheeter 1.0								
TEAM 40.0, OPPONENTS 34.0								

USUAL STARTERS

Offense	Defense
WR ... James Scott	RE ... Mike Hartenstein
LT ... Ted Albrecht	RT ... Alan Page
LG ... Noah Jackson	LE ... Jim Ostrome
C ... Dan Neal	LT ... Tommy Hart
RG ... Revie Sorey	WLB ... Gary Campbell
RT ... Dennis Lick	MLB ... T. Hicks/D. Rives
TE ... Greg Latta	SLB ... Doug Buffone
WR ... Golden Richards	RCB ... Virgil Livers
QB ... Bob Avellini	LCB ... Terry Schmidt
RB ... Walter Payton	SS ... Gary Fencik
FB ... Roland Harper	FS ... Doug Plank

RANKINGS

Team Stats	Bears	avg	rank
Total Yards	4459	278.7	
Rushing Yards	2526	157.9	
Passing Yards	1933	120.8	
Points Scored	253	15.8	
	Opp	avg	rank
Total Yards	4680	292.5	
Rushing Yards	2174	135.9	
Passing Yards	2506	156.6	
Points Scored	274	17.1	

1979 CHICAGO BEARS STATISTICS

Record: 10-6, .625

Second Place, NFC Central

Head Coach: Neill Armstrong

09/02	W	6-3	GREEN BAY	56,515
09/09	W	26-7	MINNESOTA	53,231
09/16	L	20-24	at Dallas	64,056
09/23	L	16-31	at Miami	66,011
09/30	L	13-17	TAMPA BAY	55,258
10/07	W	7-0	at Buffalo	73,383
10/14	L	7-27	NEW ENGLAND	54,128
10/21	L	27-30	at Minnesota	41,164
10/28	W	26-27	at San Francisco	42,773
11/04	W	35-7	DETROIT	50,108
11/11	W	27-23	L.A. RAMS	51,483
11/18	W	23-13	N.Y. JETS	52,635
11/22	L	0-20	at Detroit	66,219
12/02	W	14-0	at Tampa Bay	69,508
12/09	W	15-14	at Green Bay	54,207
12/16	W	42-6	ST. LOUIS	42,810
PLAYOFFS				
12/23	L	17-27	at Philadelphia	69,397

	Bears	Opp
TOTAL FIRST DOWNS	262	272
Rushing	140	100
Passing	98	148
Penalty	24	24
3rd Down Made/Att	93/253	87/242
3rd Down Pct.	36.8	36.0
4th Down Made/Att	NA	NA
4th Down Pct.	NA	NA
POSSESSION AVG.	NA	NA
TOTAL NET YARDS	4637	4506
Avg. Per Game	289.8	281.6
Total Plays	1028	1024
Avg. Per Play	4.5	4.4
NET YARDS RUSHING	2486	1978
Avg. Per Game	155.4	123.6
Total Rushes	627	519
NET YARDS PASSING	2151	2528
Avg. Per Game	134.4	158.0
Sacked/Yards Lost	31/278	47/380
Gross Yards	2429	2908
Att./Completion	373/195	458/222
Completion Pct.	52.3	48.5
Had Intercepted	16	29
PUNTS/AVERAGE	93/37.5	99/37.8
NET PUNTING AVG.	93/31.8	99/31.6
PENALTIES/YARDS	100/816	104/864
FUMBLES/BALL LOST	21/13	25/14
TOUCHDOWNS	37	31
Rushing	17	19
Passing	16	21
Returns	64	64

PASSING	Att	Cmp	Yds	Cmp%	Yd/Att	TD	Int	Int%	Lg	Sack/Lost	Rating	
Phlips	255	134	1535	52.5	6.02	9	3.5	8	3.1	68	17/154	69.7
Evant	63	32	508	50.8	8.06	4	6.3	5	7.9	65	8/75	66.1
Avellini	51	27	310	52.9	6.08	2	3.9	1	5.9	54	6/49	59.9
Payton	1	1	54	100.0	54.00	1	100.0	0	0.0	54	0/0	158.1
Parsons	2	1	22	50.0	11.00	0	0.0	0	0.0	22	0/0	89.6
Baschnagel	1	0	0	0.0	0.00	0	0.0	0	0.0	-	0/0	39.6
BEARS	373	195	2429	52.3	6.51	16	4.3	16	4.3	68	31/278	69.2
OPPONENTS	458	222	2908	48.5	6.35	21	4.6	29	6.3	55	47/380	58.1

Score by Period	1	2	3	4	OT	Total
BEARS	59	84	65	99	0	307
OPPONENTS	48	72	50	79	0	249

SCORING	TDs	Ru	Ps	RK	PT	FG	S	Pts
Payton	16	14	2	0	0	0	0	96
B. Thomas	0	0	0	0	34/37	16/27	0	82
Williams	6	1	5	0	0	0	0	36
Watts	4	0	3	1	0	0	0	24
Scott	3	0	3	0	0	0	0	18
Baschnagel	2	0	2	0	0	0	0	12
Richards	1	0	1	0	0	0	0	6
Evans	1	0	0	0	0	0	0	6
McClendon	1	0	0	0	0	0	0	6
Schubert	1	0	0	1	0	0	0	6
Schmidt	1	0	0	1	0	0	0	6
Hicks	1	0	0	1	0	0	0	6
Team	0	0	0	0	0	1	2	2
BEARS	37	17	16	4	34/37	16/27	1	306
OPPONENTS	31	9	21	1	28/37	12/27	0	249

RUSHING	No	Yds	Avg	Lg	TD
Payton	169	1610	4.4	43	14
Williams	127	401	3.2	16	1
McClendon	37	160	4.3	33	1
Earl	35	132	3.8	12	0
Evans	12	72	6.0	17	1
Phlips	27	51	1.9	12	0
Delaplaine	7	18	2.6	6	0
Buffone	1	14	14.0	14	0
Perrin	5	14	2.8	5	0
Skibinski	3	10	3.3	4	0
Avelloni	3	10	3.3	5	0
Watts	1	6	-6.0	-6	0
BEARS	627	2486	4.0	43	17
OPPONENTS	519	1978	3.8	61	9

RECEIVING	No	Yds	Avg	Lg	TD
Baschnagel	30	452	15.1	54	2
Watts	24	421	17.5	68	1
Scott	21	382	18.2	64	1
Williams	42	354	8.4	54	5
Payton	11	313	10.1	65	2
Latta	15	311	8.7	25	0
Richards	5	107	21.4	52	1
Cobb	6	91	15.1	33	0
Earl	8	56	7.0	19	0
Schubert	2	29	14.5	15	0
McClendon	6	27	4.5	13	0
Perrin	1	27	27.0	27	0
Buffone	1	22	22.0	22	0
Delaplaine	2	13	6.5	15	0
Skibinski	1	4	4.0	4	0
BEARS	195	2429	12.5	68	16
OPPONENTS	222	2908	13.1	55	21

PUNTING	No	Yds	Avg	Net	TB	In	Lg	B
Parsons	92	3486	37.9		6	26	54	1
Team	1	0	0.0	0.0	0	0	0	0
BEARS	93	3486	37.5		6	26	54	1
OPPONENTS	90	3406	37.8	31.6	12	9	64	1

INTS	No	Yds	Avg	Lg	TD
Schmidt	6	44	7.3	20	1
Fenick	6	31	5.2	17	0
Hicks	3	85	28.3	66	1
Ellis	3	67	22.3	22	0
Plank	3	33	11.0	22	0
Livers	2	41	20.5	30	0
Buffone	2	11	5.5	11	0
Gaines	1	38	38.0	38	0
Campbell	1	32	32.0	32	0
Walterscheid	1	15	15.0	15	0
Muckensturm	1	5	5.0	5	0
BEARS	29	402	13.9	66	2
OPPONENTS	16	240	15.0	78	0

KO RETURNS	No	Yds	Avg	Lg	TD
Walterscheid	19	427	22.5	44	0
Baschnagel	12	260	21.7	32	0
Watts	14	289	20.6	31	1
Schubert	2	45	22.5	27	0
Perrin	1	13	13.0	13	0
McClendon	1	12	12.0	12	0
Latta	1	8	8.0	8	0
Herrin	1	0	0.0	0	0
BEARS	51	1054	20.7	44	1
OPPONENTS	59	1252	21.2	56	0

PUNT RET.	Ret	FC	Yds	Avg	Lg	TD
Schubert	25	10	238	9.5	77	1
Walterscheid	14	5	96	6.9	14	0
Baschnagel	0	3	0	0.0	-	0
BEARS	39	18	334	8.6	77	1
OPPONENTS	54	12	404	7.5	77	0

FGs	1-19	20-29	30-39	40-49	50+
B. Thomas	1/1	4/7	9/11	2/7	0/1
BEARS	1/1	4/7	9/11	2/7	0/1
OPPONENTS	1/1	7/7	2/5	2/6	0/1
B. Thomas	44N, 25G, 19G, 47N, 34G, 30G, 32G, 16G, 14G, 42G, 29N, 44N, 23G, 23G, 51N, 27N, 18G, 35G, 24G, 31N, 34G, 33G, 33N, 28N, 44G, 47N, 46N				

DEFENSE	(Top 10)	T	S	A	FF	FR	PD	Sa	Int
Muckensturm	11	69	42	0	2	1	3	0	1
Plank	108	72	36	4	1	7	0	0	3
Fenick	103	73	30	0	1	9	0	0	6
Campbell	92	63	29	1	1	2	4	0	1
Page	74	49	25	0	1	1	1	0	0
Hicks	74	48	26	1	2	2	0	0	3
Hampton	70	48	22	1	2	3	4	5	0
Osborne	66	54	12	0	2	1	1	0	5
Hartenstine	60	40	20	1	1	1	0	0	0
Walterscheid	57	44	13	2	1	3	4	0	1

SACKS: Osborne 16.5, Page 10.0, Hartenstine 8.0, Hampton 4.5, Campbell 4.0, Walterscheid 4.0, Muckensturm 3.0, Gaines 1.0, Herron 1.0
TEAM 47.0, OPPONENTS 31.0

USUAL STARTERS

Offense	Defense
WR - Scott Watts	RE - Mike Hartenstine
LT - Ted Albrecht	RT - Alan Page
LG - Noah Jackson	LT - Jim Osborne
C - Dan New	LE - Dan Hampton
RG - Flavie Sorey	WLB - Gary Campbell
TE - Dennis Lick	MLB - Tom Hicks
RT - Mike Tobb	SLB - Jerry Muckensturm
WR - Brian Baschnagel	RCB - Virgil Livers
QB - Mike Phipps	LCB - Terry Schmidt
RB - Walter Payton	SS - Gary Fenick
FB - Dave Williams	FS - Doug Plank

RANKINGS

Team Stats	Bears	avg	rank
Total Yards	4637	289.8	
Rushing Yards	2486	155.4	
Passing Yards	2151	134.4	
Points Scored	306	19.1	
	Opp	avg	rank
Total Yards	4506	281.6	
Rushing Yards	1978	123.8	
Passing Yards	2528	158.0	
Points Scored	249	15.6	

History

Bears All-Time Results



1980 CHICAGO BEARS STATISTICS

Record: 7-9, .438

Third Place, NFC Central

Head Coach: Neill Armstrong

09/07	L	6-12	at Green Bay	54,381
09/14	W	22-3	NEW ORLEANS	63,523
09/21	L	14-34	MINNESOTA	59,983
09/28	L	3-38	at Pittsburgh	53,987
10/06	W	23-0	TAMPA BAY	61,350
10/12	L	7-13	at Minnesota	46,751
10/19	W	24-7	DETROIT	58,508
10/26	L	14-17	at Philadelphia	68,752
11/03	L	21-27	at Cleveland	83,224
11/09	W	35-21	WASHINGTON	57,159
11/16	L	6-10	HOUSTON	59,390
11/23	L	17-28	at Atlanta	49,164
11/27	W	23-17	at Detroit	75,397
12/07	W	61-7	GREEN BAY	57,176
12/14	L	14-17	CINCINNATI	48,808
12/20	W	14-13	at Tampa Bay	55,298

Bears Opp

TOTAL FIRST DOWNS	286	285
Rushing	139	111
Passing	121	149
Penalty	26	25
3rd Down: Made/Att	105/248	98/216
3rd Down Pct	42.3	45.3
4th Down: Made/Att	NA	NA
4th Down Pct	NA	NA
POSSESSION AVG	NA	NA
TOTAL NET YARDS	4835	4907
Avg. Per Game	102.2	106.7
Total Plays	1016	1003
Avg. Per Play	4.8	4.9
NET YARDS RUSHING	2440	2015
Avg. Per Game	152.5	125.9
Total Rushes	579	506
NET YARDS PASSING	2395	2892
Avg. Per Game	149.7	180.8
Sacked/Yards Lost	33/274	46/379
Gross Yards	2669	3271
Att./Completions	404/209	451/238
Completion Pct	51.7	52.8
Had Intercepted	25	17
PUNTS-AVERAGE	79/40.6	82/39.0
NET PUNTING AVG	79/32.8	82/34.6
PENALTIES-YARDS	109/842	129/1109
FUMBLES-BALL LOST	23/14	32/14
TOUCHDOWNS	38	32
Rushing	22	16
Passing	13	20
Returns	3	2

PASSING	Att	Cmp	Yds	Cmp%	Yd/Att	TD	TD%	Int	Int%	Lg	Sack/Lost	Rating
Evans	278	148	2039	53.2	7.33	11	4.0	16	5.8	89	26/205	66.1
Phelps	122	81	630	50.0	5.16	2	1.6	9	7.4	56	7/69	39.8
Payton	3	0	0	0.0	0.00	0	0.0	0	0.0	0	0/0	39.6
Parsons	1	0	0	0.0	0.00	0	0.0	0	0.0	0	0/0	39.6
BEARS	404	209	2669	51.7	6.61	13	3.2	25	6.2	89	33/274	57.6
OPPOSENTS	451	238	3271	52.8	7.25	20	4.4	17	3.8	76	46/379	75.1

Score by Period	1	2	3	4	OT	Tot
BEARS	51	37	77	93	6	304
OPPOSENTS	57	79	51	68	9	264

SCORING	TDs	Ru	Pa	RK	PAT	FG	S	Pts
B. Thomas	0	0	0	0	35/37	13/18	0	74
Evans	8	8	0	0	0	0	0	48
Payton	7	6	1	0	0	0	0	42
Harper	5	5	0	0	0	0	0	30
Scott	3	0	3	0	0	0	0	18
Earl	3	0	3	0	0	0	0	18
Phelps	2	2	0	0	0	0	0	12
Fisher	2	0	2	0	0	0	0	12
Watts	2	0	2	0	0	0	0	12
Beschmigel	2	0	2	0	0	0	0	12
Page	1	0	0	1	0	0	0	6
Williams	1	0	0	1	0	0	0	6
Walterscheid	1	0	0	1	0	0	0	6
McClendon	1	0	0	1	0	0	0	6
BEARS	38	22	13	3	35/37	13/18	0	304
OPPOSENTS	32	10	20	2	30/30	14/27	0	264

RUSHING	No	Yds	Avg	Lg	TD
Payton	317	1460	4.6	69	6
Harper	113	404	3.6	13	5
Evans	60	306	5.1	58	8
McClendon	10	88	8.8	48	1
Williams	26	57	2.2	14	0
Skibinski	13	54	4.2	8	0
Subey	22	45	2.0	10	0
Phelps	15	38	2.5	9	2
Parsons	2	4	2.0	4	0
Watts	1	-16	-16.0	-16	0
BEARS	579	2440	4.2	69	22
OPPOSENTS	506	2015	4.0	56	9

RECEIVING	No	Yds	Avg	Lg	TD
Scott	36	696	19.3	64	3
Watts	22	444	20.2	89	2
Beschmigel	28	396	14.1	37	2
Payton	46	367	8.0	54	1
Earl	18	223	12.4	28	3
Fisher	12	203	16.9	56	2
Williams	22	132	6.0	18	0
Haines	4	83	20.8	18	0
Subey	7	60	8.6	21	0
Harper	7	31	4.4	16	0
Skibinski	5	18	3.6	8	0
Cobb	2	16	8.0	9	0
BEARS	209	2669	12.8	89	13
OPPOSENTS	238	3271	13.7	76	20

PUNTING	No	Yds	Avg	Net	TB	In	Lg	B
Parsons	79	3207	40.6	32.8	10	16	61	0
BEARS	79	3207	40.6	32.8	10	16	61	0
OPPOSENTS	82	3197	39.0	34.6	4	16	65	0

INTS	No	Yds	Avg	Lg	TD
Walterscheid	4	84	21.0	36	1
Campbell	1	36	12.0	35	0
Wilson	2	4	2.0	4	0
Muckensturm	2	2	1.0	2	0
Plank	1	20	20.0	20	0
Hicks	1	8	8.0	8	0
Fencik	1	8	8.0	8	0
Schmidt	1	0	0.0	0	0
Page	1	0	0.0	0	0
Ellis	1	0	0.0	0	0
BEARS	17	162	9.5	36	1
OPPOSENTS	25	161	6.4	41	1

KO RETURNS	No	Yds	Avg	Lg	TD
Williams	27	666	24.7	95	1
Subey	19	409	21.4	31	0
Fisher	3	32	10.7	15	0
Watts	1	12	12.0	12	0
Walterscheid	1	12	12.0	12	0
McClendon	1	11	11.0	11	0
Earl	1	11	11.0	11	0
Herron	1	5	5.0	5	0
Haines	1	0	0.0	0	0
Ulmer	1	-2	-2.0	-2	0
BEARS	56	1153	20.6	95	1
OPPOSENTS	58	1251	21.6	54	0

PUNT RET.	Ret	FC	Yds	Avg	Lg	TD
Walterscheid	33	11	239	7.2	25	0
Watts	2	0	20	10.0	11	0
Subey	1	0	4	-4.0	4	0
Lusby	4	1	14	3.5	14	0
Plank	1	0	0	0.0	0	0
BEARS	41	12	277	6.8	25	0
OPPOSENTS	46	7	415	9.0	56	0

FGs	1-19	20-29	30-39	40-49	50+
B. Thomas	1/1	5/5	4/8	3/4	0/0
BEARS	1/1	5/5	4/8	3/4	0/0
OPPOSENTS	1/2	7/8	3/8	3/8	0/1
B. Thomas	(42/0, 34/0, 37/0, 34/0, 38/0, 38/0, 38/0, 30/0, 32/0, 44/0, 29/0, 41/0, 47/0, 33/0, 47/0, 22/0)				

DEFENSE	(Top 10)	T	S	A	FF	FR	PD	Sa	Int
Fencik	125	94	11	0	2	8	1.0	1	0
Campbell	121	88	13	1	2	3	3.0	3	0
Muckensturm	120	101	19	0	1	1	3.0	2	0
Hicks	107	87	24	0	0	1	1.0	1	0
Plank	81	55	28	2	3	0	0.0	1	0
Hampton	73	56	17	2	0	1	1.5	0	0
Walterscheid	71	53	18	2	1	1	1.0	4	0
Page	68	50	18	0	2	4	9.5	1	0
Hartentine	66	54	12	1	0	4	6.0	0	0
Osborne	65	54	11	1	2	5	8.0	0	0

SACKS: Hampton 11.5, Page 9.5, Osborne 8.0, Hartentine 6.0, Campbell 3.0, Muckensturm 3.0, Wilson 2.0, Fencik 1.0, Hicks 1.0, Walterscheid 1.0
TEAM 46.0, OPPOSENTS 33.0

USUAL STARTERS

Offense	Defense
WR - James Scott	RE - Mike Hartentine
LT - Ted Albrecht	RT - Alan Page
LG - Noah Jackson	LT - Jim Osborne
C - Dan Neal	LE - Dan Hampton
RG - Revie Sorey	WLB - Gary Campbell
RT - Dennis Lick	MLB - Tom Hicks
TE - Robin Earl	SLB - Jerry Muckensturm
WR - Brian Beschmigel	RCB - Alan Ellis
QB - Vince Evans	LCB - Terry Schmidt
RB - Walter Payton	SS - Gary Fencik
FB - Roland Harper	FS - Doug Plank

RANKINGS

Team Stats	Bears	avg	rank
Total Yards	4835	302.2	
Rushing Yards	2440	152.5	
Passing Yards	2395	289.2	
Points Scored	304	17.6	
	Opp	avg	rank
Total Yards	4907	306.7	
Rushing Yards	2015	125.9	
Passing Yards	2892	180.8	
Points Scored	264	16.5	

1981 CHICAGO BEARS STATISTICS

Record: 6-10, .375

Fifth Place, NFC Central
Head Coach: Neill Armstrong

09/06 L 9-16	GREEN BAY	62,411
09/13 L 17-28	at San Francisco	49,520
09/20 W 28-17	TAMPA BAY	60,130
09/28 L 7-24	L.A. RAMS	62,461
10/04 L 21-24	at Minnesota	43,827
10/11 L 7-24	WASHINGTON	57,683
10/19 L 17-48	at Detroit	71,273
10/25 W 20-17 at	SAN DIEGO	52,905
11/01 L 10-20	at Tampa Bay	62,688
11/08 W 16-13 at	at Kansas City	60,605
11/15 L 17-21	at Green Bay	55,338
11/22 L 7-23	DETROIT	50,082
11/26 L 9-10	at Dallas	63,499
12/06 W 10-9	MINNESOTA	56,766
12/13 W 23-6	at Oakland	40,384
12/20 W 33-24	DENVER	40,125

BEARS Opp

TOTAL FIRST DOWNS	278	290
Rushing	126	120
Passing	126	144
Penalty	26	26
3rd Down Made/Att	95/268	73/233
3rd Down Pct	35.4	31.3
4th Down Made/Att	NA	NA
4th Down Pct	NA	NA
POSSESSION AVG	NA	NA
TOTAL NET YARDS	4673	5394
Avg. Per Game	289.6	337.1
Total Plays	1134	1076
Avg. Per Play	4.1	5.0
NET YARDS RUSHING	2171	2246
Avg. Per Game	135.7	134.1
Total Rushes	608	521
NET YARDS PASSING	2462	3248
Avg. Per Game	153.9	203.0
Sacked Yards Lost	35/266	31/279
All Completions	489/222	525/233
Completion Pct	45.4	44.4
Had Intercepted	23	18
PUNTS/AVERAGE	114/39.7	98/40.7
NET PUNTING AVG	33.3	35.3
PENALTIES/YARDS	121/996	119/947
FUMBLES/BALL LOST	37/17	33/22
TOUCHDOWNS	31	39
Rushing	12	33
Passing	14	23
Returns	4	3

PASSING	Att	Cmp	Yds	Cmp%	Yd/Att	TD	TD%	Int%	Lg	Sack/Lost	Rating
Evans	416	195	2354	44.7	5.40	11	2.5	20	4.6	83	23/173
Phlips	17	11	171	64.7	10.06	2	11.8	0	0.0	43	5/41
Avellini	32	15	185	46.9	5.78	1	3.1	1	9.4	72	7/52
Baschnagel	1	1	18	100.0	18.00	0	0.0	0	0.0	0	118.8
Payton	2	0	0	0.0	0.00	0	0.0	0	0.0	0	39.6
Parsons	1	0	0	0.0	0.00	0	0.0	0	0.0	0	39.6
BEARS	469	221	2728	45.4	5.82	14	3.0	23	4.9	85	35/266
OPPONENTS	525	233	3527	44.4	6.72	23	4.4	18	3.4	91	31/279

Score by Period	1	2	3	4	OT	Total
BEARS	41	71	55	80	6	253
OPPONENTS	83	83	63	95	0	324

SCORING	TDs	Ru	Pa	RK	PAT	FG	S	Pts
Rovetto	0	0	0	0	19	20	10	18
Payton	8	6	2	0	0	0	0	48
Suhey	3	3	0	0	0	0	0	18
Evans	3	3	0	0	0	0	0	18
Baschnagel	3	0	0	0	0	0	0	18
Watts	5	0	3	0	0	0	0	18
Anderson	2	0	2	0	0	0	0	12
D. Williams	2	0	2	0	0	0	0	12
Thomas	0	0	0	0	2/3	2/3	0	8
Nielson	0	0	0	0	8/8	0/2	0	8
Earl	1	0	1	0	0	0	0	6
Bell	1	0	0	1	0	0	0	6
J. Fisher	1	0	0	1	0	0	0	6
Margen	1	0	1	0	0	0	0	6
Harper	1	1	0	0	0	0	0	6
Fenick	1	0	0	1	0	0	0	6
Harris	1	0	0	1	0	0	0	6
Plank	0	0	0	0	1	2	0	2
BEARS	31	13	14	4	29/31	12/23	1	253
OPPONENTS	39	13	23	3	36/38	17/29	1	324

RUSHING	No	Yds	Avg	Lg	TD
Payton	339	1222	3.6	39	6
Suhey	159	521	3.5	26	3
Evans	43	218	5.1	25	3
Harper	54	106	3.4	11	1
McClendon	30	74	2.5	17	0
D. Williams	2	19	9.5	14	0
Margen	1	11	11.0	11	0
Baschnagel	1	10	10.0	10	0
Phlips	1	0	0.0	0	0
Avellini	3	-1	-0.3	0	0
Neal	1	-6	-6.0	-6	0
Parsons	1	-6	-6.0	-6	0
BEARS	608	2171	3.6	39	13
OPPONENTS	521	2146	4.1	59	13

RECEIVING	No	Yds	Avg	Lg	TD
Margen	39	584	15.0	41	1
Baschnagel	34	554	16.3	72	3
Watts	27	465	17.2	42	3
Payton	41	379	9.2	30	2
Anderson	9	243	27.0	85	2
Suhey	33	168	5.1	15	0
D. Williams	18	126	7.0	14	2
Earl	10	118	11.8	24	1
B. Williams	3	102	34.0	16	0
Cobb	2	20	10.0	11	0
Harris	1	18	18.0	18	0
Harper	2	10	5.0	8	0
Zanders	1	7	7.0	7	0
McClendon	2	4	2.0	4	0
BEARS	222	2728	12.3	85	14
OPPONENTS	233	3527	15.1	94	23

PUNTING	No	Yds	Avg	Net	Bt	In	Lg	B
Parsons	114	4531	39.7	NA	7	31	55	0
BEARS	114	4531	39.7	NA	7	31	55	0
OPPONENTS	98	3985	40.7	NA	10	15	67	0

INTS	No	Yds	Avg	Lg	TD
Fenick	6	121	20.2	69	1
Henderson	4	84	21.0	39	0
Schmidt	2	4	2.0	4	0
J. Fisher	2	3	1.5	3	0
Bell	1	92	92.0	92	1
Harris	1	44	44.0	44	1
Walterscheid	1	0	0.0	0	0
Singletary	1	-7	-3.0	-3	0
BEARS	18	345	19.2	92	3
OPPONENTS	23	385	16.7	50	2

KO RETURNS	No	Yds	Avg	Lg	TD
D. Williams	25	466	21.1	42	0
Moorehead	25	476	20.7	56	0
Baschnagel	2	34	17.0	23	0
J. Fisher	6	96	16.0	23	0
Frazier	6	77	12.8	15	0
B. Williams	1	35	35.0	35	0
B. Fisher	2	15	7.5	9	0
Anderson	1	-5	-5.0	-5	0
BEARS	64	1214	19.0	56	0
OPPONENTS	44	937	21.3	47	0

PUNT RET.	Ret	FC	Yds	Avg	Lg	TD
J. Fisher	43	20	509	11.8	88	1
Walterscheid	1	0	6	6.0	6	0
Plank	1	1	3	3.0	3	0
Baschnagel	0	3	0	0.0	0	0
BEARS	45	24	518	11.5	88	1
OPPONENTS	66	12	594	9.0	55	1

FGs	1-19	20-29	30-39	40-49	50+
Rovetto	0/1	6/7	2/3	2/7	0/0
Thomas	0/0	1/2	1/1	0/0	0/0
Nielson	0/0	0/1	0/1	0/0	0/0
BEARS	0/1	7/10	3/5	2/7	0/0
OPPONENTS	1/1	3/5	6/8	6/11	1/4

DEFENSE (Top 10)	T	S	A	FF	FR	PD	Sa	Int
Fenick	135	112	23	2	1	17	10	6
Wilson	81	65	16	2	3	3	0	0
Campbell	77	47	30	0	1	2	0	0
Singletary	72	60	12	1	0	4	0	1
Hampton	68	56	12	1	0	4	0	0
Plank	67	51	16	0	4	11	3	0
Harris	61	47	14	1	1	5	2	1
Page	61	49	12	0	1	4	0	0
Henderson	58	52	6	0	1	19	0	4
Koz	57	42	15	0	0	2	0	0
SACKS: Page 9.0, Hampton 9.0, Gbureck 4.0, Plank 3.0, Harris 2.0, Hartenstein 2.0, Fenick 1.0, Walterscheid 1.0								

TEAM 31.8, OPPONENTS 35.8

USUAL STARTERS

Offense	Defense
WR ... Baschnagel/Watts	RE ... Al Harris
LT ... Ted Albrecht	RT ... Alan Page
LG ... Noah Jackson	LT ... Jim Osborne
C ... Dan Neal	LE ... Dan Hampton
RG ... Emanuel Zanders	WLB ... Gary Campbell
RT ... Keith Van Horn	MLB ... Mike Singletary
TE ... Robin Earl	SLB ... Otis Wilson
WR ... Margen/Baschnagel	RCB ... Reuben Henderson
QB ... Vince Evans	LGB ... Terry Schmidt
FB ... Walter Payton	SS ... Gary Fenick
RB ... Matt Suhey	FS ... Doug Plank

RANKINGS

Team Stats	Bears	avg	rank
Total Yards	4633	289.6	
Rushing Yards	2171	135.7	
Passing Yards	2462	153.9	
Points Scored	253	15.8	
Opp			
Total Yards	5394	337.1	
Rushing Yards	2146	134.1	
Passing Yards	3248	203.0	
Points Scored	324	20.3	

History

Bears All-Time Results



1982 CHICAGO BEARS STATISTICS

Record: 3-6, .333

Fifth Place, NFC Central

Head Coach: Mike Ditka

09/12	L	10-17	at Detroit	71,337
09/19	L	0-10	NEW ORLEANS	56,600
11/21	W	20-17	DETROIT	46,783
11/28	L	7-35	at Minnesota	54,724
12/05	W	26-13	NEW ENGLAND	36,973
12/12	L	14-20	at Seattle	52,826
12/19	L	7-10	ST. LOUIS	43,270
12/26	W	34-26	at L.A. Rams	46,502
01/02	L	23-26	at Tampa Bay	68,112

Bears Opp

TOTAL FIRST DOWNS	153	166
Rushing	56	53
Passing	83	102
Penalty	14	11
3rd Down Made/Att	47/128	36/119
3rd Down Pct	36.7	30.3
4th Down Made/Att	3/4	3/9
4th Down Pct	25.0	33.3
POSSESSION AVG	NA	NA
TOTAL NET YARDS	2493	2851
Avg. Per Game	277.0	316.8
Total Plays	571	585
Avg. Per Play	4.4	4.9
NET YARDS RUSHING	988	902
Avg. Per Game	109.8	100.2
Total Rushes	276	261
NET YARDS PASSING	1505	1949
Avg. Per Game	167.2	216.6
Sacked/Yards Lost	33/244	30/240
Gross Yards	1749	2189
Att./Completions	262/141	294/164
Completion Pct	53.8	55.8
Had Intercepted	11	13
PUNTS/AVERAGE	39/41.6	49/41.6
NET PUNTING AVG	35.2	37.1
PENALTIES/YARDS	58/422	52/451
FUMBLES/BALL LOST	16/8	20/7
TOUCHDOWNS	16	20
Rushing	5	4
Passing	10	14
Returns	1	2

PASSING	Att	Cmp	Yds	Cmp%	Yd/Att	TD	TD%	Int%	Lg	Sack/Loss	Rating	
McMahon	210	120	1501	57.1	7.15	9	4.3	7	3-3	27	196	80.1
Avelino	20	8	84	40.0	4.20	0	0.0	0	0.0	21	4	52.9
Evans	28	12	125	42.9	4.46	0	0.0	4	14.3	19	2	16.8
Payton	3	1	39	33.3	13.00	1	33.3	0	0.0	39	0	12.0
Baschnagel	1	0	0	0.0	0.00	0	0.0	0	0.0	0	0	39.6
BEARS	262	141	1749	53.8	6.68	10	3.8	11	4.2	50	33/244	69.9
OPPONENTS	294	164	2189	55.8	7.45	14	4.8	13	4.4	65	30/240	77.3

Score by Period	1	2	3	4	OT	Tot
BEARS	44	50	17	30	0	141
OPPONENTS	37	60	30	44	3	174

SCORING	TDs:Ru-Pa-RK-PAT	FG	5 Pts	
Moorehead	5 0 5 0	0	30	
Royeto	0 0 0 0	10/10	4/13	22
B. Thomas	0 0 0 0	6/6	5/7	21
Margerum	3 0 3 0	0	0	18
Suhay	3 3 0 0	0	0	18
Baschnagel	2 0 2 0	0	0	12
McMahon	1 1 0 0	0	0	6
Payton	1 1 0 0	0	0	6
Wilson	1 0 0 1	0	0	6
Osborne	0 0 0 0	1	1	2

RUSHING	No	Yds	Avg	Lg	TD
Payton	143	596	4.0	26	1
Suhay	70	206	2.9	13	5
McMahon	24	105	4.4	11	1
McClendon	17	47	2.8	12	0
Gentry	4	21	5.3	9	0
Harper	3	7	2.3	8	0
C. Thomas	5	4	0.8	3	0
Moorehead	2	3	1.5	6	0
Evans	2	0	0.0	6	0
Watts	1	-1	-1.0	-1	0
BEARS	276	988	3.6	26	5
OPPONENTS	261	902	3.5	47	4

RECEIVING	No	Yds	Avg	Lg	TD
Moorehead	30	363	12.1	50	5
Suhay	36	333	9.3	45	0
Payton	32	311	9.7	40	0
Watts	8	217	27.1	40	0
Margerum	14	207	14.8	28	3
Baschnagel	12	194	16.2	39	2
Earl	4	56	14.0	18	0
Scott	2	44	22.0	27	0
Gentry	1	9	9.0	9	0
Harper	1	8	8.0	8	0
McClendon	1	7	7.0	7	0
BEARS	141	1749	12.4	50	10
OPPONENTS	164	2189	13.3	65	14

PUNTING	No	Yds	Avg	Net	TB	In	Lg	B
Parsons	58	2394	41.1	1	3	9	81	0
McMahon	1	39	39.0	0	0	0	39	0
BEARS	59	2453	41.6	1	3	9	81	0
OPPONENTS	49	2038	41.6	4	7	6	60	0

INTS	No	Yds	Avg	Lg	TD
Schmidt	4	39	9.8	29	0
Fisher	3	19	6.3	19	0
Wilson	2	39	19.5	39	1
Fencik	2	2	1.0	2	0
Frazier	2	0	0.0	0	0
BEARS	13	99	7.6	39	1
OPPONENTS	11	195	17.7	99	2

KO RETURNS	No	Yds	Avg	Lg	TD
Watts	14	330	23.6	36	0
Gentry	9	161	17.9	23	0
Fisher	7	102	14.6	20	0
Bell	1	14	14.0	14	0
Harper	2	10	5.0	10	0
Mackernstun	1	5	5.0	5	0
BEARS	34	622	18.3	36	0
OPPONENTS	30	537	17.9	32	0

PUNT RET.	Ret	FC	Yds	Avg	Lg	TD
Fisher	9	6	65	7.2	17	0
Gentry	15	5	77	5.1	16	0
BEARS	24	11	142	5.9	17	0
OPPONENTS	34	7	314	9.2	37	0

FGs	1-19	20-29	30-39	40-49	50+
Royeto	1/1	0/0	0/4	2/4	1/4
B. Thomas	1/1	0/0	1/2	3/3	0/1
BEARS	2/2	0/0	1/6	5/7	1/5
OPPONENTS	0/0	2/3	7/10	3/4	0/0

DEFENSE (Top 10)	T	S	A	FF	FR	PD	Sa	Int
Fencik	82	92	50	0	0	5	0	2
Hampton	71	62	9	1	0	0	7	0
Singletary	71	61	10	1	1	2	1	0
Walterscheid	62	45	17	0	0	5	0	0
Wilson	40	31	9	0	0	1	2	0
Campbell	36	24	12	1	2	5	1	0
Frazier	31	28	3	1	1	12	1	0
Osborne	31	27	4	1	0	2	5	0
Schmidt	30	24	6	0	0	10	0	4
Fisher	29	23	6	0	0	2	0	3
SACKS:	Hampton 7.0, Osborne 5.0, Hartenstein 4.5, McMichael 4.0, Harris 2.5, Wilson 2.0.							
Singletary 1.0, Campbell 1.0, Frazier 1.0, Bell 1.0, Herron 1.0								
TEAM 30.6, OPPONENTS 33.8								

USUAL STARTERS

Offense	Defense
WR ... Ken Margerum	RE ... Al Harris
LT ... Phil McKinley	RT ... Dan Hampton
LG ... Noah Jackson	LT ... Jim Osborne
C ... Dan Neal	LE ... Mike Hartenstein
RG ... Jeff Williams	WLB ... Gary Campbell
RT ... Keith Van Home	MLB ... Mike Singletary
TE ... Emery Moorehead	SLB ... Otis Wilson
WR ... Brian Baschnagel	RCB ... Leslie Frazier
QB ... Jim McMahon	LCB ... Terry Schmidt
RB ... Walter Payton	SS ... Gary Fencik
FB ... Matt Suhay	FS ... Len Walterscheid

RANKINGS

Team Stats	Bears	avg	rank
Total Yards	2493	277.0	
Rushing Yards	988	109.8	
Passing Yards	1505	167.2	
Points Scored	141	15.7	
	Opp	avg	rank
Total Yards	2851	316.8	
Rushing Yards	902	100.2	
Passing Yards	1949	216.6	
Points Scored	174	19.3	

1983 CHICAGO BEARS STATISTICS

Record: 8-8, .500

T-Second Place, NFC Central

Head Coach: Mike Ditka

09/04	L	17-20	ATLANTA	60,165
09/11	W	17-10	TAMPA BAY	58,186
09/18	L	31-34	at New Orleans	64,692
09/25	L	19-22	at Baltimore	34,350
10/02	W	31-14	DENVER	58,210
10/09	L	14-23	MINNESOTA	59,632
10/16	L	17-31	at Detroit	66,709
10/23	W	7-6	at Philadelphia	45,263
10/30	L	17-38	DETROIT	58,764
11/06	L	14-21	at L.A. Rams	53,010
11/13	W	17-14	PHILADELPHIA	47,524
11/20	W	27-0	at Tampa Bay	36,816
11/27	W	13-3	SAN FRANCISCO	40,483
12/04	L	28-31	at Green Bay	51,147
12/11	W	19-13	at Minnesota	57,880
12/18	W	23-21	GREEN BAY	35,807

		Bears	Opp
TOTAL FIRST DOWNS		308	286
Rushing		154	113
Passing		136	154
Penalty		18	19
3rd Down Made Att		79/231	72/216
3rd Down Pct.		34.2	33.3
4th Down Made Att		14/22	8/14
4th Down Pct.		63.6	57.1
POSSESSION AVG.		NA	29.25
TOTAL NET YARDS		5830	5132
Avg. Per Game		364.4	320.8
Total Plays		1083	1023
Avg. Per Play		5.4	5.0
NET YARDS RUSHING		2727	2000
Avg. Per Game		170.4	125.0
Total Rushes		583	482
NET YARDS PASSING		3103	3132
Avg. Per Game		193.9	195.8
Sacked Yards Lost		53/358	51/384
Gross Yards		3461	3516
Att./Completions		447/255	490/249
Completion Pct.		57.0	50.8
Had Intercepted		21	22
PUNTS AVERAGE		94/36.2	99/38.6
NET PUNTING AVG.		94/31.7	99/32.1
PENALTIES YARDS		107/869	86/687
FUMBLES BALL LOST		26/14	37/17
TOUCHDOWNS		39	36
Rushing		14	20
Passing		21	15
Returns		4	1

PASSING	Att	Cmp	Yds	Cmp%	Yd/Att	TD	TD% Int	Int%	Lg	Sack/Lost	Rating	
McMahon	295	175	2184	59.3	7.40	12	4.1	4.3	4.4	87	42/266	77.7
Evans	145	76	1108	52.4	7.64	5	3.4	7	4.8	72	11/92	68.9
Payton	6	3	95	50.0	15.83	2	33.3	0	0	56	0/0	95.8
Suhey	1	1	74	100.0	74.00	1	100.0	0	0.0	74	0/0	158.3
BEARS	447	255	3461	57.0	7.74	21	4.7	22	4.9	87	53/358	77.1
OPPONENTS	490	249	3526	50.8	7.20	15	3.1	21	4.3	74	51/384	66.8

Score by Period	1	2	3	4	OT	Total
BEARS	55	104	40	112	0	311
OPPONENTS	78	63	83	71	6	301

SCORING	TDs	Ru	Pa	RK	PAT	FG	S	Pts
B. Thomas	0	0	0	0	35/38	14/25	0	77
Payton	8	6	2	0	0	0	0	48
Gault	8	0	8	0	0	0	0	48
Suhey	5	4	1	0	0	0	0	30
McKinnon	5	0	4	1	0	0	0	30
McMahon	3	2	1	0	0	0	0	18
Moorehead	3	0	3	0	0	0	0	18
Margenrum	2	0	2	0	0	0	0	12
Evans	1	1	0	0	0	0	0	6
Frazier	1	0	0	1	0	0	0	6
Hutchinson	1	1	0	0	0	0	0	6
Schmidt	1	0	0	1	0	0	0	6
Hartenstine	1	0	0	1	0	0	0	6
BEARS	39	14	21	4	35/38	14/25	0	311
OPPONENTS	36	20	15	1	34/36	17/23	0	301

RUSHING	No	Yds	Avg	Lg	TD
Payton	314	1421	4.5	49	6
Suhey	149	681	4.6	39	4
McMahon	55	307	5.6	32	2
Evans	22	142	6.5	27	1
Gentry	16	65	4.1	17	0
Gault	4	31	7.8	22	0
Parsons	1	27	27.0	27	0
C. Thomas	8	25	3.1	9	0
Hutchinson	6	13	2.2	5	1
Margenrum	1	7	7.0	7	0
Moorehead	5	6	1.2	5	0
Baschnagel	2	2	1.0	2	0
BEARS	583	2727	4.7	49	14
OPPONENTS	482	2000	4.1	71	20

RECEIVING	No	Yds	Avg	Lg	TD
Gault	40	836	20.9	87	8
Payton	53	607	11.5	74	2
Moorehead	42	597	14.2	36	1
Suhey	49	429	8.8	52	1
Margenrum	21	336	16.0	60	2
McKinnon	20	326	16.3	49	4
Saldi	12	119	9.9	16	0
Dumsmore	8	102	12.8	24	0
Baschnagel	5	70	14.0	24	0
McMahon	1	18	18.0	18	1
C. Thomas	2	13	6.5	7	0
Gentry	2	8	4.0	6	0
BEARS	255	3461	13.6	87	21
OPPONENTS	249	3526	14.2	74	15

PUNTING	No	Yds	Avg	Net	Bt	In	Lg	B
Parsons	79	2916	36.9	5	22	54	0	0
Stachowicz	14	447	31.9	0	0	48	2	0
BEARS	94	3399	36.2	5	22	54	2	0
OPPONENTS	99	3821	38.6	10	25	60	1	0

INTS	No	Yds	Avg	Lg	TD
Frazier	7	135	19.3	56	1
Schmidt	5	31	6.2	32	1
Richardson	5	9	1.8	6	0
Fencik	2	34	17.0	20	0
Wilson	1	6	6.0	6	0
Singletary	1	0	0.0	0	0
BEARS	21	215	10.2	56	2
OPPONENTS	22	291	13.2	35	1

KO RETURNS	No	Yds	Avg	Lg	TD
Gault	13	276	21.2	38	0
Hutchinson	17	259	15.2	28	0
Gentry	7	130	18.6	28	0
Watts	5	79	15.8	21	0
Duerson	3	66	22.0	24	0
Baschnagel	3	42	14.0	19	0
McKinnon	2	42	21.0	25	0
BEARS	58	953	16.4	38	0
OPPONENTS	66	1229	18.6	61	0

PUNT RET.	Ret	FC	Yds	Avg	Lg	TD
McKinnon	34	3	316	9.3	59	1
Fisher	13	3	71	5.5	11	0
Gault	9	1	61	6.8	12	0
BEARS	56	7	448	8.0	59	1
OPPONENTS	44	13	322	7.3	34	0

FGs	1-19	20-29	30-39	40-49	50+
B. Thomas	1/1	9/9	0/4	3/6	1/5
BEARS	1/1	9/9	0/4	3/6	1/5
OPPONENTS	1/1	7/7	7/8	2/6	0/1

DEFENSE	T	S	A	FF	FR	PD	Sa	Int
(Top 10)								
Singletary	147	120	27	1	4	7	3.5	
Bell	115	92	23	1	1	6	5.0	
Wilson	103	87	16	2	0	7	1.0	1
Hartenstine	71	56	13	3	1	4	12.0	0
Richardson	69	58	11	0	1	20	0.0	5
Osborne	61	48	13	5	1	2	5.0	0
Frazier	60	52	8	0	1	23	0.0	7
Harris	57	48	9	0	2	0	7.0	0
Duerson	51	41	10	1	0	4	4.0	0
Hampton	47	40	7	0	0	4	5.0	0
SACKS: Hartenstine 12.0, McMichael 8.5, Harris 7.0, Hampton 5.0, Osborne 5.0, Singletary 3.5, Bell 3.0, Dent 3.0, Cabral 1.0, Campbell 1.0, Keys 1.0								
TEAM 51.0, OPPONENTS 53.0								

USUAL STARTERS

Offense	Defense
WR ... Willie Gault	RE ... Dan Hampton
LT ... Jim Covert	RT ... McMichael
LG ... Noah Jackson	LE ... Jim Osborne
C ... Jay Hogenberg	LB ... Mike Hartenstine
RG ... Kurt Becker	MLB ... Al Harris
RT ... Keith Van Horne	SLB ... Mike Singletary
TE ... Emery Moorehead	SLB ... Otis Wilson
WR ... Ken Margenrum	RCB ... Leslie Frazier
CB ... Jim McMahon	LCB ... Mike Richardson
RB ... Walter Payton	SS ... Todd Bell
FB ... Matt Suhey	FS ... Gary Fencik

RANKINGS

Team Stats	Bears	avg	rank
Total Yards	5830	364.4	
Rushing Yards	2727	170.4	
Passing Yards	3103	193.9	
Points Scored	311	19.4	
	Opp	avg	rank
Total Yards	5132	320.8	
Rushing Yards	2000	125.0	
Passing Yards	3228	195.8	
Points Scored	301	18.8	

History

Bears All-Time Results

Record: 10-6, .625

First Place, NFC Central

Head Coach: Mike Ditka

09/02	W	34-14	TAMPA BAY	58,789
09/09	W	27-0	DENVER	54,335
09/16	W	9-7	at Green Bay	55,795
09/23	L	9-38	at Seattle	61,520
09/30	L	14-23	DALLAS	63,623
10/07	W	20-7	NEW ORLEANS	53,752
10/14	L	21-38	at St. Louis	49,554
10/21	W	44-9	at Tampa Bay	60,003
10/28	W	16-7	MINNESOTA	57,017
11/04	W	17-6	L.A. RAIDERS	59,858
11/11	L	13-29	at L.A. Rams	62,021
11/18	W	16-14	DETROIT	54,911
11/25	W	34-4	at Minnesota	56,881
12/03	L	7-20	at San Diego	45,470
12/09	L	14-20	GREEN BAY	59,374
12/16	W	30-13	at Detroit	53,252

PLAYOFFS

12/30	W	23-19	at Washington	55,431
01/06	L	0-23	at San Francisco	61,040

Bears Opp

TOTAL FIRST DOWNS	297	216
Rushing	164	122
Passing	115	92
Penalty	18	22
3rd Down Made/Att	105/256	55/209
3rd Down Pct.	41.0	26.3
4th Down Made/Att	9/23	2/11
4th Down Pct.	39.1	18.2
POSSESSION AVG.	NA	NA
TOTAL NET YARDS	5337	3860
Avg. Per Game	339.8	241.3
Total Plays	1100	885
Avg. Per Play	4.9	4.4
NET YARDS RUSHING	2974	1377
Avg. Per Game	185.9	86.1
Total Rushes	674	378
NET YARDS PASSING	2463	2486
Avg. Per Game	153.9	155.4
Sacked/Yards Lost	36/232	72/583
Gross Yards	2695	3069
Att./Completions	390/226	435/197
Completion Pct.	57.9	45.3
Had Intercepted	15	21
PUNTS/AVERAGE	85/39.2	100/41.5
NET PUNTING AVG.	85/35.3	100/34.3
PENALTIES/YARDS	114/851	86/698
FUMBLES/BALL LOST	31/16	33/13
TOUCHDOWNS	37	29
Rushing	22	10
Passing	14	14
Returns	1	5

PASSING	Att	Cmp	Yds	Cmp%	Yd/Att	TD	% Int	Int%	Lg	Sack/Lost	Rating
McMahon	143	85	1146	59.4	8.01	8	5.6	2	1.4	61	97.8
Fuller	78	53	595	67.9	7.63	3	3.8	0	0.0	30	103.1
Lisch	85	43	413	50.6	4.86	0	0.0	6	7.1	23	34.9
Avellani	53	30	288	56.6	5.43	0	0.0	3	5.7	50	48.1
Landry	21	11	199	52.4	9.48	1	4.8	3	14.3	55	62.8
Payton	8	3	47	37.5	5.88	2	40.0	0	0.0	17	66.9
Baschnagel	2	1	7	50.0	3.5	0	0.0	1	15.0	7	43.9
BEARS	390	226	2695	57.9	6.91	14	3.6	15	3.8	61	75.3
OPPONENTS	434	197	3069	45.4	7.07	14	3.2	21	4.8	88	60.0

USUAL STARTERS

Offense	Defense
WR ... Willie Gault	RE ... Richard Dent
LT ... Jim Covert	RT ... Dan Hampton
LG ... Mark Bortz	LT ... Steve McMichael
C ... Jay Hilgenberg	LE ... Mike Hartenstine
RG ... Kurt Becker	WLB ... Al Harris
RT ... Keith Van Home	MLB ... Mike Singletary
TE ... Emery Moorehead	SLB ... Otis Wilson
WR ... Dennis McKinnon	RCB ... Leslie Frazier
QB ... Steve Fuller	LCSB ... Mike Richardson
PB ... Walter Payton	SS ... Todd Bell
FB ... Matt Suhey	FS ... Gary Fencik

RANKINGS

Team Stats	Bears	avg	rank
Total Yards	5437	339.8	
Rushing Yards	2974	165.9	
Passing Yards	2463	153.9	
Points Scored	325	20.3	
	Opp	avg	rank
Total Yards	3660	241.3	
Rushing Yards	1377	86.1	
Passing Yards	2486	155.4	
Points Scored	248	15.5	

1984 CHICAGO BEARS STATISTICS

Score by Period	1	2	3	4	OT	Tot
BEARS	91	107	62	65	0	325
OPPONENTS	33	73	53	89	0	248

SCORING	TDs	Ru	Pa	RK	PAT	FG	S	Pts
B. Thomas	0	0	0	0	35/37	22/28	0	101
Payton	11	11	0	0	0	0	0	66
Subey	6	4	2	0	0	0	0	36
Gault	6	0	6	0	0	0	0	36
McKinnon	3	0	3	0	0	0	0	18
McMahon	2	2	0	0	0	0	0	12
Fuller	1	1	0	0	0	0	0	6
Landry	1	1	0	0	0	0	0	6
Bell	1	0	0	1	0	0	0	6
Gentry	1	1	0	0	0	0	0	6
Hutchinson	1	1	0	0	0	0	0	6
C. Thomas	1	1	0	0	0	0	0	6
Anderson	1	0	1	0	0	0	0	6
Duerson	1	0	1	0	0	0	0	6
Moorehead	1	0	1	0	0	0	0	6
BEARS	37	22	14	1	35/37	22/28	1	325
OPPONENTS	29	10	14	5	26/29	16/21	0	248

RUSHING	No	Yds	Avg	Lg	TD
Payton	45	368	8.2	31	0
Subey	124	424	3.4	21	4
McMahon	39	276	7.1	30	2
C. Thomas	40	186	4.7	37	1
Lisch	18	121	6.7	31	0
Fuller	13	89	5.9	26	1
Gentry	21	79	3.8	22	1
Jordan	11	70	6.4	29	0
Hutchinson	14	39	2.8	6	1
McKinnon	2	12	6.0	21	0
Avellani	3	-5	-1.7	0	0
Moorehead	1	-2	-2.0	-2	0
BEARS	674	2974	4.4	72	22
OPPONENTS	378	1377	3.6	44	10

RECEIVING	No	Yds	Avg	Lg	TD
Payton	45	368	8.2	31	0
Subey	41	309	7.5	23	2
Gault	34	587	17.3	61	6
McKinnon	30	434	14.5	32	3
Moorehead	29	497	17.1	50	1
Duerson	9	106	11.8	25	1
Saldi	9	90	10.0	20	0
C. Thomas	9	39	4.3	9	0
Baschnagel	6	53	8.8	17	0
Gentry	4	29	7.3	13	0
Anderson	3	77	25.7	49	1
Krenk	2	31	15.5	24	0
McMahon	1	42	42.0	42	0
Cameron	1	13	13.0	13	0
Cabral	1	7	7.0	7	0
BEARS	226	2695	11.9	61	14
OPPONENTS	197	3069	15.6	88	14

PUNTING	No	Yds	Avg	Net	YB	In	Lg	B
Finzer	83	3328	40.1	4	26	87	2	0
Team	2	0	0.0	0.0	0	0	0	0
BEARS	85	3328	39.2	4	26	87	2	0
OPPONENTS	100	4130	41.3	7	12	62	0	0

INTS	No	Yds	Avg	Lg	TD
Fencik	5	102	20.4	61	0
Frazier	5	89	17.8	33	0
Bell	4	46	11.5	36	1
Richardson	2	7	3.5	7	0
Harris	1	54	54.0	34	0
Gayle	1	1	1.0	1	0
Duerson	1	9	9.0	9	0
Singletary	1	4	4.0	4	0
Schmidt	1	0	0.0	0	0
BEARS	21	290	13.8	61	1
OPPONENTS	15	241	16.1	66	3

KO RETURNS	No	Yds	Avg	Lg	TD
Cameron	26	485	18.7	40	0
Gentry	11	209	19.0	33	0
Duerson	5	95	19.0	26	0
Bell	1	35	35.0	35	0
Jordan	5	62	12.4	22	0
Gault	1	12	12.0	12	0
BEARS	49	898	18.3	40	0
OPPONENTS	68	1443	21.2	97	1

PUNT RET.	Ret	FC	Yds	Avg	Lg	TD
Fisher	58	11	492	8.5	28	0
Duerson	1	0	4	4.0	4	0
McKinnon	5	0	62	12.4	18	0
BEARS	64	11	558	8.7	28	0
OPPONENTS	41	12	249	6.1	21	0

FGs	1-19	20-29	30-39	40-49	50+
B. Thomas	3/3	6/7	5/6	6/9	2/3
BEARS	3/3	6/7	5/6	6/9	2/3
OPPONENTS	0/0	6/6	1/2	8/11	1/2

DEFENSE

(Top 10)	T	S	A	FF	FR	PD	Sa	Int
Singletary	116	81	35	3	1	4	3.5	1
Fencik	103	82	21	0	1	9	1.0	5
Bell	77	58	19	1	2	5	4.5	4
Harris	68	52	16	0	0	6	2.0	1
Wilson	61	47	14	1	0	3	7.5	0
Hampton	54	40	14	1	3	2	11.5	0
McMichael	42	30	12	0	0	2	10.0	0
Dent	39	31	8	4	1	1	17.5	0
Richardson	36	31	5	0	1	13	0.0	2
Hartenstine	36	24	12	2	2	0	6.0	0

SACKS: Dent 17.5, Hampton 11.5, McMichael 10.0, Wilson 7.5, Hartenstine 6.0, Bell 4.5,

Singletary 3.5, Duerson 3.0, Keys 2.5, Harris 2.0,

Wachter 2.0, Fencik 1.0, Osborne 1.0

TEAM 48.0, OPPONENTS 17.0

1985 CHICAGO BEARS STATISTICS

Record: 15-1, .938

First Place, NFC Central

Head Coach: Mike Ditka

09/08	W	38-28	TAMPA BAY	57,828
09/15	W	20-7	NEW ENGLAND	60,533
09/19	W	33-24	at Minnesota	61,242
09/29	W	45-10	WASHINGTON	63,708
10/06	W	27-19	at Tampa Bay	51,795
10/13	W	26-10	at San Francisco	60,523
10/21	W	23-7	GREEN BAY	65,095
10/27	W	27-9	MINNESOTA	63,815
11/03	W	16-10	at Green Bay	55,343
11/10	W	24-3	DETROIT	53,467
11/17	W	44-0	at Dallas	63,855
11/24	W	36-0	ATLANTA	61,769
12/02	L	24-38	at Miami	75,594
12/08	W	17-10	INDIANAPOLIS	59,997
12/14	W	19-6	at New York Jets	74,752
12/22	W	37-17	at Detroit	74,042

PLAYOFFS

01/05	W	21-0	N. Y. GIANTS	62,076
01/12	W	24-0	L. A. RAMS	63,522
01/26	W	46-10	New England	73,818

(SB XX in New Orleans)

	Bears	Opp
TOTAL FIRST DOWNS	341	236
Rushing	176	174
Passing	145	141
Penalty	22	21
3rd Down Made/Att	85/219	61/205
3rd Down Pct.	38.8	29.8
4th Down Made/Att	5/13	6/16
4th Down Pct.	38.5	37.5
TOTAL NET YARDS	5837	4135
Avg. Per Game	364.8	258.4
Total Plays	1085	945
Avg. Per Play	5.4	4.4
NET YARDS RUSHING	2761	1319
Avg. Per Game	172.6	82.4
Total Rushes	610	359
NET YARDS PASSING	3076	2816
Avg. Per Game	192.3	176.0
Sacked/Yards Lost	43/227	64/483
Gross Yards	3101	3299
Att./Completions	432/237	522/249
Completion Pct.	54.9	47.7
Had Intercepted	16	34
PUNTS/AVERAGE	68/42.4	90/40.4
NET PUNTING AVG.	68/35.1	90/33.5
PENALTIES/YARDS	104/912	115/934
FUMBLES/BALL LOST	24/15	30/20
TOUCHDOWNS	51	23
Rushing	27	6
Passing	17	16
Returns	1	1

PASSING	Att	Cmp	Yds	Cmp%	Yd/Att	TD	Int%	Lg	Sack/Lost	Rating		
McMahon	313	178	2392	56.9	7.64	15	4.8	11	3.5	70	26/125	82.8
Fuller	107	53	777	49.5	7.26	1	0.9	5	4.7	69	17/102	57.0
Payton	5	3	96	60.0	19.2	1	20.0	0	0.0	50	0/0	143.8
Tomczak	6	2	33	33.3	5.5	0	0.0	0	0.0	24	0/0	52.8
Buford	1	1	5	100.0	5.0	0	0.0	0	0.0	5	0/0	96.1
BEARS	432	237	3305	54.9	7.65	17	3.9	16	3.7	70	43/227	75.6
OPPONENTS	522	249	3299	47.7	6.3	16	3.1	34	6.5	90	64/483	52.4

Score by Period	1	2	3	4	OT	Tot
BEARS	67	144	123	122	0	456
OPPONENTS	50	77	34	37	0	198

SCORING	TDs	Ru	Pa	RK	PAT	FG	S	Pts
Butler	0	0	0	0	0	51/51	31/38	0 144
Payton	11	9	2	0	0	0	0	66
McKinnon	7	0	7	0	0	0	0	42
Fuller	5	5	0	0	0	0	0	30
McMahon	4	3	1	0	0	0	0	24
Thomas	4	4	0	0	0	0	0	24
Gentry	3	2	0	1	0	0	0	18
Perry	3	2	1	0	0	0	0	18
Suhay	2	1	1	0	0	0	0	12
Margenrum	2	0	2	0	0	0	0	12
Gault	2	0	1	1	0	0	0	12
Wilson	1	0	0	1	0	1	8	8
Dent	1	0	0	1	0	0	6	6
Frazier	1	0	0	1	0	0	6	6
Wrightman	1	0	1	0	0	0	6	6
Rivera	1	0	0	1	0	0	6	6
Moorehead	1	0	1	0	0	0	6	6
Sanders	1	1	0	0	0	0	6	6
Richardson	1	0	0	1	0	0	6	6
McMichael	0	0	0	0	0	1	2	2
Waechter	0	0	0	0	0	1	2	2
BEARS	51	27	17	7	51/51	31/38	3	456
OPPONENTS	23	6	16	1	22/23	12/19	1	198

RUSHING	No	Yds	Avg	Lg	TD
Payton	324	1551	4.8	40	9
Suhay	115	471	4.1	17	1
McMahon	47	252	5.4	19	3
Gentry	30	160	5.3	21	2
Thomas	31	125	4.0	17	4
Sanders	25	104	4.2	28	1
Fuller	24	77	3.2	19	5
Gault	5	18	3.6	11	0
Perry	5	7	1.4	2	2
Tomczak	2	3	1.5	3	0
McKinnon	1	0	0.0	0	0
Margenrum	1	-7	-7.0	-7	0
BEARS	610	2761	4.5	40	27
OPPONENTS	359	1319	3.7	37	6

RECEIVING	No	Yds	Avg	Lg	TD
Payton	49	483	9.9	65	2
Moorehead	35	481	13.7	25	1
Gault	33	704	21.3	70	1
Suhay	35	295	8.9	35	1
McKinnon	31	555	17.9	48	7
Wrightman	24	407	17.0	49	1
Margenrum	17	190	11.2	20	2
Gentry	5	77	15.4	30	0
Thomas	5	45	9.0	15	0
Maness	1	34	34.0	34	0
McMahon	1	13	13.0	13	1
Sanders	1	9	9.0	9	0
Anderson	1	6	6.0	6	0
Perry	1	4	4.0	4	1
BEARS	237	3303	13.9	70	17
OPPONENTS	249	3299	13.2	90	16

PUNTING	No	Yds	Avg	Net	TB	In	Lg	B
Buford	68	2870	42.2	35.1	14	18	69	0
Team	1	0	0.0	0.0	0	0	0	1
BEARS	69	2870	41.6	35.1	14	18	69	1
OPPONENTS	90	3639	40.4	33.5	6	11	75	1

INTS	No	Yds	Avg	Lg	TD
Frazier	6	119	19.8	33	1
Duerson	5	58	11.6	25	0
Fencik	5	38	7.6	22	0
Marshall	4	27	5.4	14	0
Richardson	4	174	43.5	90	1
Wilson	3	35	11.7	23	1
Taylor	3	28	9.3	18	0
Dent	2	10	5	9	1
Singletary	1	23	23.0	23	0
Rivera	1	4	4.0	4	0
BEARS	34	512	15.1	90	4
OPPONENTS	46	99	2.2	43	1

KO RETURNS	No	Yds	Avg	Lg	TD
Gault	22	577	26.2	99	1
Gentry	18	466	25.9	94	1
Taylor	1	18	18.0	18	0
McKinnon	1	16	16.0	16	0
Sanders	1	10	10.0	10	0
Marshall	0	2	0.0	2	0
BEARS	43	1089	25.3	99	2
OPPONENTS	78	1827	23.4	58	0

PUNT RET.	Ret	FC	Yds	Avg	Lg	TD
Taylor	25	8	198	7.9	21	0
Ortego	17	2	158	9.3	23	0
Duerson	6	0	47	7.8	11	0
Gentry	0	0	0	0.0	0	0
McKinnon	4	0	44	11.0	11	0
Maness	2	0	9	4.5	5	0
BEARS	54	10	503	9.3	47	0
OPPONENTS	24	9	203	8.5	29	0

FGs	1-19	20-29	30-39	40-49	50+
Butler	2/2	13/13	13/14	3/6	0/3
BEARS	2/2	13/13	13/14	3/6	0/3
OPPONENTS	1/1	2/3	5/6	3/5	1/4

DEFENSE	T	S	A	FF	FR	PD	Sa	Int
Fencik	118	98	20	0	1	15	0	0
Singletary	113	89	24	0	3	5	3	0
Marshall	78	60	18	2	1	4	6	0
Wilson	69	54	15	0	2	5	11	3
Duerson	64	55	9	1	1	10	2	0
Frazier	52	45	7	0	0	22	0	6
McMichael	44	39	5	0	1	2	8	0
Richardson	41	37	4	2	1	25	0	4
Dent	38	33	5	7	2	7	17	0
Hampton	32	26	6	2	3	4	5	0
SACKS:	Dent 17.0, Wilson 11.5, McMichael 8.0, Marshall 6.0, Hampton 5.5, Perry 5.0, Singletary 3.0, Waechter 2.5, Duerson 2.0, Keys 2.0, Hartenstein 1.0, Rivera 0.5							
TEAM	64.0, OPPONENTS 43.0							

USUAL STARTERS

Offense	Defense
WR ... Willie Gault	RE ... Richard Dent
LT ... Jim Covert	RT ... William Perry
LG ... Mark Bortz	LT ... Steve McMichael
C ... Jay Hilgenberg	LE ... Dan Hampton
RG ... Tom Thayer	WLB ... Wilbur Marshall
RT ... Keith Van Home	MLB ... Mike Singletary
TE ... Emery Moorehead	SLB ... Otis Wilson
WR ... Dennis McKinnon	RCB ... Leslie Frazier
QB ... Jim McMahon	LCB ... Mike Richardson
RB ... Walter Payton	SS ... Dave Duerson
FB ... Matt Suhay	FS ... Gary Fencik

RANKINGS

Team Stats	Bears	avg	rank
Total Yards	5837	384.8	
Rushing Yards	2761	172.6	
Passing Yards	3076	192.3	
Points Scored	456	28.5	
	Opp	avg	rank
Total Yards	4135	258.4	
Rushing Yards	1319	82.4	
Passing Yards	2816	176.0	
Points Scored	198	12.4	

History

Bears All-Time Results



1986 CHICAGO BEARS STATISTICS

Record: 14-2, .875

First Place, NFC Central

Head Coach: Mike Ditka

09/07	W	41-31	CLEVELAND	66,030
09/14	W	13-10	PHILADELPHIA	65,130
09/22	W	25-12	at Green Bay	55,527
09/28	W	44-7	at Cincinnati	55,146
10/05	W	23-0	MINNESOTA	63,921
10/12	W	20-7	at Houston	66,026
10/19	L	7-23	at Minnesota	62,851
10/26	W	13-7	DETROIT	62,064
11/03	L	17-20	L.A. RAMS	64,877
11/9	W	23-3	at Tampa Bay	70,997
11/16	W	13-10	at Atlanta	55,520
11/23	W	12-10	GREEN BAY	59,291
11/30	W	13-10	at PITTSBURGH	61,425
12/07	W	48-14	TAMPA BAY	52,746
12/15	W	16-13	at Detroit	75,602
12/21	W	24-10	at Dallas	57,256
PLAYOFFS				
01/03	L	13-27	WASHINGTON	65,141

	Bears	Opp
TOTAL FIRST DOWNS	305	241
Rushing	166	67
Passing	119	151
Penalty	21	23
3rd Down Made/Att	77/207	74/228
3rd Down Pct.	37.0	32.0
4th Down Made/Att	5/12	11/21
4th Down Pct.	42.0	52.0
TOTAL NET YARDS	5459	4130
Avg. Per Game	341.2	258.1
Total Plays	1045	1002
Avg. Per Play	5.2	4.1
NET YARDS RUSHING	2700	1463
Avg. Per Game	168.8	91.4
Total Rushes	606	427
NET YARDS PASSING	2759	2667
Avg. Per Game	172.4	166.7
Sacked/Yards Lost	24/153	62/503
Gross Yards	2912	3170
Att./Completions	415/208	513/243
Completion Pct.	50.1	47.4
Had Intercepted	25	31
PUNTS AVERAGE	70/40.7	100/40.9
NET PUNTING AVG.	70/36.9	100/33.5
PENALTIES/YARDS	98/765	110/861
FUMBLES/BALL LOST	36/22	27/16
TOUCHDOWNS	38	20
Rushing	21	4
Passing	12	12
Returns	5	4

PASSING	Att	Cmp	Yds	Cmp%	Yds/Att	TD	TD%	Int	Int%	Lg	Sack/Lost	Rating
Tomczak	151	74	1105	49.0	7.32	2	1.3	10	6.6	85	4/30	50.2
McMahon	150	77	995	51.3	6.63	5	3.3	8	5.3	58	6/40	61.4
Fuller	64	34	451	53.1	7.05	2	3.1	4	6.3	50	8/51	60.1
Flutie	46	23	361	50.0	7.85	3	6.5	2	4.3	58	6/30	80.1
Payton	4	0	0	0.0	0.00	0	0.0	1	25.0	0	0/0	00.0
BEARS	415	208	2912	50.1	7.02	12	2.9	25	6.0	85	24/153	57.6
OPPONENTS	513	243	3170	47.7	6.18	12	2.3	31	6.0	65	65/503	49.9

Score by Period	1	2	3	4	OT	Tot
BEARS	38	84	82	92	6	352
OPPONENTS	35	36	68	51	0	187

SCORING	TDs:Ru-Pa-RK-PAT	FG	S	Pts	
Butler	0 0 0 0 0	16/37	28/41	0	120
Payton	11 8 3 0 0	0	0	66	
Gault	5 0 5 0 0	0	0	30	
Sanders	5 5 0 0 0	0	0	30	
Gentry	3 1 0 2 0	0	0	18	
Tomczak	3 3 0 0 0	0	0	18	
Marshall	2 0 0 2 0	0	0	12	
Ortego	2 0 2 0 0	0	0	12	
Subey	2 2 0 0 0	0	0	12	
Anderson	1 0 0 1 0	0	0	6	
Barnes	1 0 0 1 0	0	0	6	
Flutie	1 3 0 0 0	0	0	6	
McMahon	1 1 0 0 0	0	0	6	
Moorehead	1 0 0 1 0	0	0	6	
Hampton	0 0 0 0 0	1	2	2	
McMichael	0 0 0 0 0	1	2	2	
BEARS	38 21 12 5	36/38	28/41	2	352
OPPONENTS	20 4 12 4	19/20	16/22	0	187

RUSHING	No	Yds	Avg	Lg	TD
Payton	121	1333	11.0	41	8
Subey	64	270	4.2	17	2
Sanders	27	274	8.7	75	5
Thomas	56	224	4.0	23	0
McMahon	22	152	6.9	25	1
Anderson	18	144	8.0	23	0
Tomczak	23	117	5.1	16	3
Gentry	11	105	9.5	29	1
Gault	8	79	9.9	33	0
Flutie	9	36	4.0	19	1
Fuller	8	30	3.8	10	0
Perry	1	-1	-1.0	-1	0
Buford	1	-13	-13.0	-13	0
BEARS	606	2700	4.5	75	21
OPPONENTS	427	1463	3.4	33	4

RECEIVING	No	Yds	Avg	Lg	TD
Gault	42	818	19.5	53	5
Payton	37	382	10.3	57	3
Moorehead	26	390	15.0	85	1
Subey	24	235	9.8	58	0
Ortego	23	430	18.7	58	1
Wrightman	22	241	11.0	29	0
Gentry	19	218	11.5	41	0
Anderson	4	80	20.0	59	1
Barnes	4	54	13.5	14	0
Thomas	4	18	4.5	18	0
Sanders	2	18	9.0	18	0
Bortz	1	8	8.0	8	0
BEARS	208	2912	14.0	85	12
OPPONENTS	243	3170	13.0	65	12

PUNTING	No	Yds	Avg	Net	TB	In	Lg	B
Buford	69	2850	41.3	8	19	59	1	
BEARS	70	2850	40.7	36.9	8	19	59	1
OPPONENTS	100	4090	40.9	33.5	13	17	59	1

INTS	No	Yds	Avg	Lg	TD
Richardson	7	69	9.9	32	0
Duerson	6	139	23.2	38	0
Marshall	5	68	13.6	58	1
Fencik	3	37	12.3	24	0
Jackson	3	0	0.0	0	0
Wilson	2	31	15.5	21	0
McMichael	1	5	5.0	5	0
Gayle	1	13	13.0	13	0
Singletary	1	3	3.0	3	0
Phillips	1	6	6.0	6	0
Beil	1	-1	-1.0	-1	0
BEARS	31	370	11.9	58	1
OPPONENTS	25	115	4.6	22	1

KO RETURNS	No	Yds	Avg	Lg	TD
Gentry	20	576	28.8	91	1
Sanders	22	399	18.1	44	0
Anderson	4	26	6.5	13	0
Barnes	3	94	31.3	85	1
Gault	1	20	20.0	20	0
BEARS	50	1115	22.3	91	2
OPPONENTS	64	1376	21.5	55	0

PUNT RET.	Ret	FC	Yds	Avg	Lg	TD
Barnes	87	9	482	5.5	35	0
BEARS	87	9	482	5.5	35	0
OPPONENTS	23	14	110	4.8	15	0

FGs	1-19	20-29	30-39	40-49	50+
Butler	1/1	11/14	9/12	6/8	1/8
BEARS	1/1	11/14	9/12	6/8	1/8
OPPONENTS	0/0	5/6	3/4	4/6	4/6

DEFENSE	(Top 10)	T	S	A	FF	FR	PD	Sa
Fencik	130	67	63	1	1	10	1	
Singletary	129	68	61	1	0	9	2	
Duerson	109	61	48	0	2	12	7	
Marshall	105	60	45	4	3	6	5.5	
Wilson	104	52	52	1	3	4	8	
McMichael	87	50	37	1	2	3	8.5	
Perry	64	51	37	2	0	1	5	
Dent	75	30	45	4	0	9	11.5	
Hampton	72	30	42	1	2	2	9.5	
Richardson	68	46	22	1	0	17	0	
SACKS: Dent 11.5, Hampton 9.5, McMichael 8.5, Wilson 8.0, Duerson 7.0, Marshall 5.5, Perry 5.0, Singletary 2.0, Harris 2.0, Fencik 1.0, Hartenstein 1.0, Rivera 1.0								
TEAM 62.0, OPPONENTS 14.0								

USUAL STARTERS

Offense	Defense
WR ... Willie Gault	RE ... Richard Dent
LT ... Jim Covert	RT ... William Perry
LG ... Mark Bortz	LT ... Steve McMichael
C ... Jay Hilgenberg	LE ... Dan Hampton
RG ... Tom Thayer	WLB ... Wilbur Marshall
TE ... Keith Van Home	MLB ... Mike Singletary
RT ... Emery Moorehead	SLB ... Otis Wilson
WR ... Keith Ortego	RCB ... Jackson/Phillips
QB ... Mike Tomczak	LCB ... Mike Richardson
RB ... Walter Payton	SS ... Dave Duerson
FB ... Matt Suhey	FS ... Gary Fencik

RANKINGS

Team Stats	Bears	avg	rank
Total Yards	5459	341.2	7
Rushing Yards	2700	168.8	1
Passing Yards	2759	172.4	20
Points Scored	352	22.0	-

	Opp	avg	rank
Total Yards	4130	258.1	1
Rushing Yards	1463	91.4	2
Passing Yards	2667	166.7	2
Points Scored	187	11.7	-

1987 CHICAGO BEARS STATISTICS

Record: 11-4, .733

First Place, NFC Central

Head Coach: Mike Ditka

09/14	W 34-19	N.Y. GIANTS	65,704
09/20	W 20-3	TAMPA BAY	63,551
09/27	Cancelled	at Detroit	
10/04	W 35-3	at Philadelphia	4,074
10/11	W 27-7	MINNESOTA	32,113
10/18	L 17-19	NEW ORLEANS	46,813
10/25	W 27-26	at Tampa Bay	70,747
11/01	W 31-28	KANSAS CITY	63,498
11/08	W 26-24	at Green Bay	53,320
11/16	L 29-31	at Denver	75,783
11/22	W 30-10	DETROIT	61,357
11/29	W 23-10	GREEN BAY	61,638
12/06	W 30-24	at Minnesota	62,331
12/14	L 0-41	at San Francisco	63,509
12/20	L 21-34	SEATTLE	62,518
12/27	W 6-3	at L.A. Raiders	78,019
PLAYOFFS			
01/10	L 17-21	WASHINGTON	58,153

	Bears	Opp
TOTAL FIRST DOWNS	319	261
Rushing	121	77
Passing	156	158
Penalty	42	26
3rd Down Made/Att	73/204	80/226
3rd Down Pct.	35.7	35.3
4th Down Made/Att	12/23	2/13
4th Down Pct.	52.1	15.3
TOTAL NET YARDS	5044	4215
Avg. Per Game	336.3	281.0
Total Plays	1026	989
Avg. Per Play	4.9	4.3
NET YARDS RUSHING	1954	1413
Avg. Per Game	130.3	94.2
Total Rushes	485	412
NET YARDS PASSING	3090	2802
Avg. Per Game	206.0	186.8
Sacked Yards Lost	48/330	70/484
Gross Yards	3420	3286
Att./Completions	493/272	507/255
Completion Pct.	55.2	50.3
Had Intercepted	24	13
PUNTS/AVERAGE	62/39.9	86/39.6
NET PUNTING AVG.	62/31.3	86/32.4
PENALTIES/YARDS	103/821	120/1103
FUMBLE/ROLL LOST	33/20	37/11
TOUCHDOWNS	42	33
Rushing	13	24
Passing	23	5
Returns	6	4

PASSING	Att	Cmp	Yds	Cmp%	Yd/Att	TD	Int	Lg	Sack/Lost	Rating
McMahon	210	125	1639	59.5	7.80	12	5	8	59	22/136
Tomczak	178	97	1220	54.4	6.85	5	2	10	56	9/59
Harbaugh	11	8	62	72.7	5.64	0	0	0	21	4/45
W. Payton	1	0	0	0.0	0.00	0	0	1	0	0.0
Others	93	42	799	45.1	5.37	6	6	5	28	13/90
BEARS	493	272	3420	55.2	6.94	23	4	24	49	48/330
OPPONENTS	507	255	3286	50.3	6.48	24	4	13	26	70/484

Score by Period	1	2	3	4	OT	Tot
BEARS	72	126	59	99	0	85
OPPONENTS	75	91	67	49	0	282

SCORING	TDs	Ru	Pa	RK	PAT	FG	S	Pts
Butler	0	0	0	0	28/30	19/28	0	82
Gault	7	0	7	0	0	0	0	45
Anderson	6	3	3	0	0	0	0	36
W. Payton	5	4	1	0	0	0	0	30
McKinnon	3	0	1	2	0	0	0	18
Boss	2	0	2	0	0	0	0	12
Gentry	2	0	1	1	0	0	0	12
McMahon	2	2	0	0	0	0	0	12
Gayle	1	0	0	1	0	0	0	6
Moorehead	1	0	1	0	0	0	0	6
Morris	1	0	1	0	0	0	0	6
Sanders	1	1	0	0	0	0	0	6
Tomczak	1	1	0	0	0	0	0	6
Others	10	2	6	2	10/10	3/4	0	79
BEARS	42	13	23	6	38/42	22/32	0	356
OPPONENTS	33	5	24	4	30/33	18/31	0	282

RUSHING	No	Yds	Avg	Lg	TD
Anderson	129	586	4.5	38	3
W. Payton	146	533	3.7	17	4
Sanders	23	122	5.3	17	1
McMahon	22	88	4.0	13	2
Thomas	25	88	3.5	18	0
Tomczak	18	54	3.0	10	1
Gentry	6	41	6.8	12	0
Sishey	7	24	3.4	6	0
Gault	2	16	8.0	9	0
Harbaugh	4	15	3.8	9	0
Marshall	1	1	1.0	1	0
Perry	1	0	0.0	0	0
Others	101	386	3.8	28	2
BEARS	485	1954	4.0	38	13
OPPONENTS	412	1413	3.4	25	5

RECEIVING	No	Yds	Avg	Lg	TD
Anderson	47	467	9.9	59	3
Gault	35	705	20.1	56	7
W. Payton	33	217	6.6	16	1
McKinnon	27	406	15.0	33	1
Moorehead	24	269	11.2	27	1
Morris	20	379	19.0	42	1
Boss	17	188	11.1	31	2
Gentry	17	183	10.8	38	1
Sishey	7	54	7.7	12	0
Sanders	3	53	17.7	25	0
Others	42	499	11.9	28	6
BEARS	272	3420	12.6	59	23
OPPONENTS	255	3286	12.9	75	24

PUNTING	No	Yds	Avg	Net	TB	In	Lg	B
Barnhardt	6	236	39.3	0	2	50	0	0
Brown	18	742	41.2	4	4	58	1	0
Wagner	36	1461	40.6	4	9	71	1	0
BEARS	62	2439	39.3	31.3	8	15	71	2
OPPONENTS	86	3408	39.6	32.4	7	16	60	1

INTS	No	Yds	Avg	Lg	TD
Duerson	3	0	0.0	0	0
Rivera	2	19	9.5	15	0
Phillips	2	1	0.5	1	0
Douglass	2	0	0.0	0	0
Gayle	1	20	20.0	20	1
V. Jackson	1	0	0.0	0	0
Others	2	29	14.5	23	1
BEARS	13	69	5.3	23	2
OPPONENTS	24	334	13.9	70	1

KO RETURNS	No	Yds	Avg	Lg	TD
Gentry	25	621	24.8	88	1
Sanders	20	349	17.5	42	0
T. Bell	1	18	18.0	18	0
Sishey	1	9	9.0	9	0
Others	10	196	19.6	37	0
BEARS	57	1193	20.9	88	1
OPPONENTS	58	1054	18.2	42	0

PUNT RET.	Ret	FC	Yds	Avg	Lg	TD
McKinnon	40	4	405	10.1	94	2
Duerson	1	1	10	10.0	10	0
Others	9	1	69	7.7	16	0
BEARS	50	6	484	9.7	94	2
OPPONENTS	26	7	339	13.0	83	1

FGs	1-19	20-29	30-39	40-49	50+
Butler	0/0	11/11	5/5	1/6	2/6
Lashar	0/0	3/3	0/0	0/1	0/0
BEARS	0/0	14/14	5/5	1/7	2/6
OPPONENTS	0/0	6/8	4/9	8/13	0/1
Butler(24G, 25G) (50N, 55N) (11/11) (147N) (27G, 52N) (47N, 48N, 27G, 29G, 24G, 52G) (42G) (31G, 37G, 29G) (21G, 27G, 52G) (23G, 26G, 30G) (40N) (53N, 48N) (36G, 30G)					
Lashar: (1) (1) (42N, 26G, 27G) (22G)					
OPPONENTS: (1) (43G, 46N) (42N, 27G) (33N, 48G, 31G, 42G, 21G) (46G, 37G) (35N) (39N, 26N, 47G) (27G) (26G) (42N, 32G, 50N, 37N) (26N, 27G) (20G, 45G) (45G, 29G) (48G, 44N, 46N)					

DEFENSE (Top 10)	T	S	A	FF	FR	PD	Sa
Duerson	116	63	53	1	1	5	2
Singletary	108	55	53	3	1	4	2
Marshall	93	53	40	2	1	6	5
Bell	72	40	32	1	1	2	1
McMichael	57	29	38	1	0	2	7.5
Perry	55	25	30	0	0	2	3
Wilson	44	17	27	0	0	2	6.5
Jackson	39	19	20	2	0	12	0
Rivera	38	18	20	0	0	2	1
Dent	34	18	16	4	1	3	13.5
SACKS: Dent 13.5, McMichael 7.5, Wilson 6.5, Marshall 5.0, Hampton 3.5, Perry 3.0, Duerson 2.0, Singletary 2.0, Bell 1.0, Rivera 1.0, Harris 1.0							
TEAM 70.0, OPPONENTS 48.0							

USUAL STARTERS

Offense	Defense
WR ... Willie Gault	RE ... Richard Dent
LT ... Jim Covert	RT ... William Perry
LG ... Mark Bortz	LT ... Steve McMichael
CG ... Jay Hogenberg	LE ... Dan Hampton
RC ... Tom Thayer	WLB ... Wilbur Marshall
TE ... Keith Van Horne	SLB ... Mike Singletary
RT ... Emory Moorehead	MLB ... Otis Wilson
WR ... Ron Morris	RCB ... Vestest Jackson
QB ... McMahon/Tomczak	LCB ... Mike Richardson
RB ... Walter Payton	SS ... Todd Bell
FB ... Neil Anderson	FS ... Dave Duerson

RANKINGS

Team Stats	Bears	avg	rank
Total Yards	5044	336.3	12
Rushing Yards	1954	130.3	13
Passing Yards	3090	206.0	12
Points Scored	356	23.7	-
	Opp	avg	rank
Total Yards	4215	281.0	2
Rushing Yards	1413	94.2	1
Passing Yards	2802	186.8	7
Points Scored	282	18.8	-

History

Bears All-Time Results



1988 CHICAGO BEARS STATISTICS

Record: 12-4, .750

First Place, NFC Central

Head Coach: Mike Ditka

09/04	W	34-7	MIAMI	63,330
09/11	W	17-13	at Indianapolis	60,503
09/18	L	7-31	MINNESOTA	63,990
09/25	W	24-6	at Green Bay	56,492
10/02	W	24-3	BUFFALO	62,793
10/09	W	24-7	at Detroit	64,526
10/16	W	17-7	DALLAS	64,759
10/24	W	10-9	SAN FRANCISCO	65,293
10/30	L	7-30	at New England	60,821
11/06	W	28-10	TAMPA BAY	56,892
11/13	W	34-14	at Washington	52,418
11/20	W	27-15	at Tampa Bay	67,070
11/27	W	16-0	GREEN BAY	62,026
12/05	L	3-23	at L.A. RAMS	65,579
12/11	W	13-12	DETROIT	55,010
12/19	L	27-28	at Minnesota	62,067

PLAYOFFS

12/31	W	20-12	PHILADELPHIA	65,534
01/08	L	3-28	SAN FRANCISCO	64,830

Bears Opp

TOTAL FIRST DOWNS	305	264
Rushing	137	76
Passing	174	158
Penalty	32	30
3rd Down: Made/Att	91/217	68/162
3rd Down Pct.	41.9	31.4
4th Down: Made/Att	7/17	8/18
4th Down Pct.	41.2	44.4
TOTAL NET YARDS	5317	4360
Avg. Per Game	332.5	272.5
Total Plays	1640	977
Avg. Per Play	3.1	3.1
NET YARDS RUSHING	2319	1326
Avg. Per Game	144.9	82.9
Total Rushes	555	389
NET YARDS PASSING	2998	3034
Avg. Per Game	187.4	189.6
Sacked/Yards Lost	24/175	43/365
Gross Yards	3173	3399
Att./Completions	461/248	545/245
Completion Pct.	53.8	45.0
Had Interception	15	26
PUNTS-AVERAGE	79/41.5	90/40.2
NET PUNTING AVG.	79/33.4	90/34.8
PENALTIES-YARDS	86/644	102/804
FUMBLE BALL LOST	37/19	17/9
TOUCHDOWNS	78	25
Rushing	25	5
Passing	17	18
Returns	0	2

PASSING	Att	Cmp	Yds	Cmp%	Yd/Att	TD	TD%	Int	Int%	Lg	Sack/Lost	Rating
McMahon	192	114	1346	59.4	7.01	6	3.1	7	3.6	63	13/79	76.0
Tomczak	170	86	1310	50.6	7.71	7	4.1	6	3.5	76	5/47	75.4
Harbaugh	97	47	514	48.5	5.30	0	0.0	2	2.1	56	6/49	55.9
Anderson	1	0	0	0.0	0.00	0	0.0	0	0.0	0	0/0	19.6
Wagner	1	1	3	100.0	3.00	0	0.0	0	0.0	3	0/0	79.2
BEARS	461	248	3173	53.8	6.88	13	2.8	15	3.3	76	24/175	71.4
OPPONENTS	545	245	3399	45.0	6.24	18	3.3	26	4.8	80	43/365	56.7

Score by Period	1	2	3	4	OT	Tot
BEARS	77	131	42	62	0	312
OPPONENTS	49	56	50	60	0	215

SCORING	TDs	Ru	Pa	RK	PAT	FG	S	Pts
Butler	0	0	0	0	0	37/38	15/19	82
Anderson	12	12	0	0	0	0	0	72
Gentry	4	1	3	0	0	0	0	24
McKinnon	4	1	3	0	0	0	0	24
McMahon	4	4	0	0	0	0	0	24
Morris	4	0	4	0	0	0	0	24
Sanders	3	3	0	0	0	0	0	18
Moorehead	2	0	2	0	0	0	0	12
Suhay	2	2	0	0	0	0	0	12
Harbaugh	1	1	0	0	0	0	0	6
Muster	1	0	1	0	0	0	0	6
Tomczak	1	1	0	0	0	0	0	6
McMichael	0	0	0	0	1	1	2	2
BEARS	38	25	13	0	37/38	15/19	1	312
OPPONENTS	25	5	18	2	22/25	13/22	2	215

RUSHING	No	Yds	Avg	Lg	TD
Anderson	249	1106	4.4	80	12
Sanders	95	332	3.5	20	3
Suhay	87	253	2.9	19	2
Muster	44	197	4.5	15	0
Harbaugh	19	110	5.8	19	1
McMahon	26	104	4.0	16	4
Gentry	7	86	12.3	58	1
Morris	3	40	13.3	21	0
Tomczak	13	40	3.1	17	1
McKinnon	3	25	8.3	12	1
Thomas	5	20	4.0	8	0
Davis	1	3	3.0	3	0
Kozlowski	1	3	3.0	3	0
Wagner	2	0	0.0	0	0
BEARS	555	2319	4.3	80	25
OPPONENTS	389	1326	3.4	32	5

RECEIVING	No	Yds	Avg	Lg	TD
McKinnon	45	704	15.6	76	3
Anderson	39	371	9.5	36	0
Gentry	33	486	14.7	45	3
Morris	28	498	17.8	63	4
Muster	21	236	11.2	40	1
Suhay	20	154	7.7	29	0
Davis	18	220	14.7	36	0
Thompson	15	135	9.0	19	0
Moorehead	14	133	9.5	28	2
Sanders	9	94	10.4	39	0
Boss	6	50	8.3	18	0
Kozlowski	3	92	30.7	50	0
BEARS	248	3173	12.8	76	13
OPPONENTS	245	3399	13.9	80	18

PUNTING	No	Yds	Avg	Net	TB	In	Lg	B
Wagner	79	3282	41.5	33.4	0	18	70	0
BEARS	79	3282	41.5	33.4	0	18	70	0
OPPONENTS	90	3622	40.2	34.8	10	29	62	0

INTS	No	Yds	Avg	Lg	TD
Jackson	8	94	11.8	46	0
Tate	4	35	8.8	17	0
Morrisey	3	13	4.3	13	0
Duerson	2	18	9.0	18	0
Richardson	2	15	7.5	15	0
Krumm	2	14	7.0	14	0
Rivera	2	0	0.0	0	0
Douglass	1	33	33.0	35	0
Singletary	1	13	13.0	13	0
Gayle	1	0	0.0	0	0
BEARS	26	237	9.1	46	0
OPPONENTS	15	175	11.7	44	1

KO RETURNS	No	Yds	Avg	Lg	TD
Gentry	27	578	21.4	51	0
Sanders	13	248	19.1	38	0
Muster	3	33	11.0	15	0
Kozlowski	2	37	18.5	24	0
Duerson	0	0	—	0	0
BEARS	45	896	19.9	51	0
OPPONENTS	56	1130	20.2	51	0

PUNT RET.	Ret	FC	Yds	Avg	Lg	TD
McKinnon	14	8	277	8.1	23	0
Davis	3	1	17	5.7	13	0
Kozlowski	1	0	0	0.0	0	0
BEARS	38	9	294	7.7	23	0
OPPONENTS	40	9	447	11.2	64	0

FGs	1-19	20-29	30-39	40-49	50+
Butler	1/1	4/4	7/8	3/6	0/0
BEARS	1/1	4/4	7/8	3/6	0/0
OPPONENTS	0/0	7/7	3/5	2/8	1/2
Butler	40N, 44N, 48G, 37N, 1 (1:55G), 22G, 37G, 1 (21G, 42N), 18G, 1 (1:32G, 24G), 36G, 43G, 1 (1:36G), 35G, 32G, 29G, 45G, 1				
OPPONENTS	1 (1:38G), 53G, 17G, 1 (1:28G, 46N), 1 (1:42N, 35N), 51N, 15G, 14N, 45G, 40N, 1 (27G, 37N, 23G), 48N, 43N, 25G, 27G, 22G, 125G, 44G, 1				

DEFENSE

(Top 10)	T	S	A	FF	FR	PD	Sa
Singletary	170	99	81	0	1	3	1
Duerson	105	57	48	0	0	6	1
McMichael	88	54	34	1	2	1	11.5
Hampton	88	50	58	0	0	1	9.5
Rivera	88	45	43	1	0	3	2
Douglass	76	43	33	0	2	1	0
Morrisey	68	26	42	0	1	5	0
Jackson	62	40	22	0	0	22	0
Dent	61	31	30	3	1	2	10.5
Richardson	60	40	20	0	0	30	0

SACKS: McKinnon 11.5, Dent 10.5, Hampton 9.5, Harris 3.5, Chapura 2.0, Rivera 2.0, Duerson 1.0, Johnson 1.0, Singletary 1.0, Smith 1.0

TEAM 43.0, OPPONENTS 24.0

USUAL STARTERS

Offense	Defense
WR - Dennis Gentry	RE - Richard Dent
LT - Cowen/Wojciechowski	RT - Dan Hampton
LG - Mark Bortz	LE - Steve McMichael
C - Jay Rosenberg	LE - Al Harris
RG - Tom Thayer	WLB - Jim Morrissey
RT - Keith Van Horn	MLB - Mike Singletary
TE - Jim Thornton	SLB - Ron Rivers
WR - Dennis McKinnon	RCB - Vestee Jackson
QB - Jim McMahon	LCB - Mike Richardson
RB - Neal Anderson	SS - Dave Duerson
FB - Matt Suhay	FS - Shaun Gayle

RANKINGS

Team Stats	Bears	avg	rank
Total Yards	5317	332.3	11
Rushing Yards	2319	144.9	3
Passing Yards	2998	187.4	20
Points Scored	312	19.5	-
	Opp	avg	rank
Total Yards	4360	272.5	2
Rushing Yards	1326	82.9	1
Passing Yards	3034	186.6	9
Points Scored	215	13.4	-

1989 CHICAGO BEARS STATISTICS

Record: 6-10, .375

Fourth Place, NFC Central
Head Coach: Mike Ditka

09/10	W	17-10	CINCINNATI	64,730
09/17	W	38-7	MINNESOTA	66,475
09/24	W	47-27	at Detroit	71,418
10/02	W	27-13	PHILADELPHIA	66,625
10/08	L	35-42	at Tampa Bay	72,077
10/15	L	28-33	HOUSTON	64,383
10/23	L	7-27	at Cleveland	78,722
10/29	W	20-10	L.A. RAMS	65,506
11/05	L	13-14	at Green Bay	56,556
11/12	W	20-0	at Pittsburgh	56,505
11/19	L	31-32	TAMPA BAY	63,826
11/26	L	14-38	at Washington	50,044
12/03	L	16-27	at Minnesota	60,664
12/10	L	17-27	DETROIT	52,500
12/17	L	28-40	GREEN BAY	44,781
12/24	L	0-26	at San Francisco	60,207

Score by Period	1	2	3	4	OT	Tot
BEARS	40	108	82	128	0	358
OPPONENTS	69	111	72	125	0	377

SCORING	TDs	Ru	Pa	RK	PAT	FG	S	Pts
Anderson	15	11	4	0				90
Butler	0	0	0	0	43/45	15/19	0	88
Mustert	8	5	3	0				48
Davis	3	0	3	0				18
Harbaugh	3	3	0	0				18
McKinnon	3	0	3	0				18
Thornson	3	0	3	0				18
Sanders	2	0	1	1				12
Subey	2	1	1	0				12
Boso	1	0	1	0				6
Gentry	1	0	1	0				6
Grier	1	1	0	0				6
Morris	1	0	1	0				6
Stinson	1	0	0	1				6
Tomczak	1	1	0	0				6
BEARS	45	22	21	2	43/45	15/19	0	358
OPPONENTS	43	21	21	1	41/43	26/36	0	377

PUNTING	No	Yds	Avg	Net	TB	In	Lg	B
Butler	72	2884	39.5	33.4	9	21	60	0
BEARS	72	2884	39.5	33.4	9	21	60	0
OPPONENTS	67	2655	39.6	34.6	6	15	63	0

INTS	No	Yds	Avg	Lg	TD
Stinson	4	59	14.8	29	1
Lynch	3	55	18.3	41	0
Gayle	3	39	13.0	20	0
Woolford	3	0	0.0	0	0
Roper	2	46	23.0	43	0
Jackson	2	16	8.0	16	0
Rivera	2	1	0.5	1	0
Morrissey	2	0	0.0	0	0
Dent	1	30	30.0	30	0
Paul	1	20	20.0	20	0
Duerson	1	2	2.0	2	0
Douglass	1	0	0.0	0	0
Tate	1	0	0.0	0	0
BEARS	26	268	10.3	43	1
OPPONENTS	25	182	7.3	53	1

KO RETURNS	No	Yds	Avg	Lg	TD
Gentry	28	667	23.8	63	0
Sanders	23	491	21.3	96	1
Green	11	219	21.7	37	0
Subey	6	91	15.2	21	0
Pruitt	2	17	8.5	11	0
Chaparral	1	8	8.0	8	0
Kozlowski	1	12	12.0	12	0
Tate	1	12	12.0	12	0
BEARS	73	1539	21.1	96	1
OPPONENTS	68	1375	20.2	62	0

PUNT RET.	Ret	FC	Yds	Avg	Lg	TD
Green	16	8	141	8.8	24	0
McKinnon	10	3	67	6.7	17	0
Kozlowski	4	0	2	0.5	4	0
Waddle	1	0	2	2.0	2	0
Woolford	1	0	12	12.0	12	0
BEARS	32	8	220	6.9	24	0
OPPONENTS	30	5	262	8.7	34	0

FGs	1-19	20-29	30-39	40-49	50+
Butler	0/0	6/6	6/7	3/5	0/1
BEARS	0/0	6/6	6/7	3/5	0/1
OPPONENTS	3/3	11/11	3/6	8/13	1/3
Butler (29G) (40G) (21G, 22G, 25G, 32G) (11) (11) (35G, 46G) (25G, 37G) (19G, 35G) (40G) (1) (33G, 44G) (22G, 43N, 37N) (1) (50N)					
OPPONENTS (45N) (33N, 34N) (40G, 48G) (47G, 45N, 19G) (1) (27G, 42N, 19G) (31G, 35G) (45G)					
(1) (39N, 45N) (26G, 22G, 52N, 29G, 28G) (40N, 55N, 28G) (51G, 45G) (45G, 28G) (19G, 44G, 23G, 21G) (29G, 24G, 36G, 47G)					

DEFENSE (Top 10)	T	S	A	FF	FR	PD	Sa
Singletary	151	79	72	2	0	5	1
Gayle	108	60	48	1	2	8	0
McMichael	108	59	49	1	1	2	7.5
Rivera	96	38	38	1	1	4	2
Duerson	91	52	10	1	0	7	0
Armstrong	80	37	43	1	1	1	5
Jackson	74	44	30	1	0	12	0
Dent	70	37	33	2	2	9	9
Roper	68	41	27	2	0	6	4.5
Perry	61	30	31	0	2	2	4

SACKS: Flanagan 6.0, Minter 6.0, B. Cox 5.0, Simpson 4.5, Thomas 4.5, Marshall TM 5.0, Therry 3.0, Spellman 2.0, M. Carter 1.0, R. Cox 1.0, Mangum 1.0, Gramatusis 0.5, Reeves 0.5

TEAM 38.0, OPPONENTS 43.0

	Bears	Opp
TOTAL FIRST DOWNS	302	332
Rushing	136	118
Passing	147	191
Penalty	19	23
3rd Down Made/Att	92/214	84/206
3rd Down Pct.	43.9	40.8
4th Down Made/Att	10/18	7/15
4th Down Pct.	55.6	46.7
POSSESSION AVG	31:10	28:50
TOTAL NET YARDS	8375	5729
Avg. Per Game	335.9	358.1
Total Plays	1029	1039
Avg. Per Play	5.2	5.8
NET YARDS RUSHING	2287	1897
Avg. Per Game	142.9	118.6
Total Rushes	516	446
NET YARDS PASSING	3088	3832
Avg. Per Game	193.0	239.5
Sacked/Yards Lost	28/174	39/247
Gross Yards	3262	4079
Att./Completions	484/267	554/307
Completion Pct.	55.2	55.4
Had Intercepted	25	26
PUNTS/AVERAGE	72/39.5	67/39.6
NET PUNTING AVG	72/33.4	67/34.6
PENALTIES/YARDS	95/846	95/802
FUMBLES/HALL LOST	23/17	24/12
TOUCHDOWNS	45	43
Rushing	22	21
Passing	21	21
Returns	2	1

PASSING	Att	Cmp	Yds	Cmp%	Yd/Att
Kramer	477	275	3011	57.7	6.31
Mirer	101	51	420	51.5	4.08
Stenstrom	14	8	70	57.1	5.00
BEARS	595	336	3501	56.5	5.88
OPPONENTS	476	273	3289	57.4	6.91

USUAL STARTERS

Offense	Defense
WR...Ron Morris	RE...Richard Dent
LT...Jim Cowart	RT...William Perry
LG...Mark Bortz	LT...Steve McMichael
C...Jay Hilgenberg	LE...Trace Armstrong
RG...Tom Thayer	WLB...John Roper
RT...Keith Van Horne	MLB...Mike Singletary
TE...Jim Thornton	SLB...Ron Rivera
WR...Dennis McKinnon	RCB...Vestee Jackson
QB...Mike Tomczak	LCS...Dorrell Woodford
RB...Neal Anderson	SS...Dave Duerson
FB...Brad Muster	FS...Shaun Gayle

RANKINGS

Team Stats	Bears	avg	rank
Total Yards	5375	335.9	10
Rushing Yards	2287	142.0	2
Passing Yards	3088	193.0	19
Points Scored	358	22.4	-
	Opp	avg	rank
Total Yards	5729	358.1	25
Rushing Yards	1897	118.6	15
Passing Yards	3832	239.5	24
Points Scored	377	23.6	-

History

Bears All-Time Results



1990 CHICAGO BEARS STATISTICS

Record: 11-5, .688

First Place, NFC Central

Head Coach: Mike Ditka

09/09	W	17-0	SEATTLE	64,400
09/16	W	31-13	at Green Bay	58,938
09/23	W	19-16	MINNESOTA	65,420
09/30	L	10-24	at L.A. Raiders	80,156
10/07	W	27-13	GREEN BAY	59,929
10/14	W	38-9	L.A. RAMS	59,383
10/28	W	31-21	at Phoenix	71,233
11/04	W	26-6	at Tampa Bay	64,555
11/11	W	30-24	ATLANTA	62,855
11/18	W	16-13	at Denver	75,013
11/25	L	13-41	at Minnesota	58,866
12/02	W	23-17	at Detroit	62,313
12/09	L	9-10	at Washington	53,920
12/16	L	21-38	at Detroit	67,759
12/23	W	27-14	TAMPA BAY	46,456
12/29	L	10-21	KANSAS CITY	60,262

01/06	W	16-6	NEW ORLEANS	60,767
01/13	L	3-31	at N.Y. Giants	77,025

	Bears	Opp
TOTAL FIRST DOWNS	295	256
Rushing	142	102
Passing	134	136
Penalty	19	18
3rd Down: Made/Att	81/221	65/188
3rd Down Pct	36.7	34.6
4th Down: Made/Att	5/13	6/11
4th Down Pct	38.5	54.5
POSSESSION AVG	33.06	26.54
TOTAL NET YARDS	4080	4492
Avg. Per Game	311.3	280.8
Total Plays	1024	927
Avg. Per Play	4.9	4.8
NET YARDS RUSHING	2436	1572
Avg. Per Game	152.3	98.3
Total Rushes	551	391
NET YARDS PASSING	2544	2920
Avg. Per Game	159.0	182.5
Sacked/Yards Lost	47/283	41/200
Gross Yards	2827	3220
Att./Completions	430/229	495/258
Completion Pct	53.3	52.1
Had Intercepted	12	31
PUNTS/AVERAGE	76/39.4	74/37.9
NET PUNTING AVG	76.33.5	74.74.7
PENALTIES/YARDS	75/615	84/676
FUMBLES/BALL LOST	29/14	38/14
TOUCHDOWNS	39	31
Rushing	22	10
Passing	14	19
Returns	3	2

PASSING	Att	Cmp	Yds	Cmp%	Yd/Att	TD	Int	Int%	Lg	Sack/Lost	Rating	
Harbaugh	512	180	2178	57.7	6.96	10	12	6	1.9	808	31/206	81.9
Tomczak	104	39	521	37.5	5.01	3	24	8	4.6	48	11/70	45.8
Wilks	13	9	106	69.2	8.15	1	7	1	7.7	18	1/7	87.3
Bailey	1	1	22	100.0	22.00	0	0	0	0.0	22	0/0	118.8
BEARS	430	229	2827	53.3	6.57	14	33	12	2.8	808	43/283	73.1
OPPONENTS	495	258	3220	52.1	6.51	19	38	31	6.3	764	41/300	59.3

Score by Period	1	2	3	4	OT	Tot
BEARS	34	156	70	59	9	348
OPPONENTS	39	80	33	88	0	280

SCORING	TDs	Ru	Pa	RK	PAT	FG	S	Pts
Butler	0	0	0	0	16-37	26-37	0	114
Anderson	13	10	3	0	0	0	0	78
Muster	6	6	0	0	0	0	0	36
Harbaugh	4	4	0	0	0	0	0	24
Davis	3	0	3	0	0	0	0	18
Morris	1	0	3	0	0	0	0	18
Tomczak	2	2	0	0	0	0	0	12
Gentry	2	0	2	0	0	0	0	12
Boisi	1	0	1	0	0	0	0	6
Green	1	0	1	0	0	0	0	6
Thornton	1	0	1	0	0	0	0	6
Jackson	1	0	0	1	0	0	0	6
Dent	1	0	0	1	0	0	0	6
Bailey	1	0	0	1	0	0	0	6
BEARS	39	22	14	3	36/38	24/32	0	348
OPPONENTS	31	10	19	2	28/31	22/28	0	280

RUSHING	No	Yds	Avg	Lg	TD
Anderson	260	1078	4.1	52	10
Muster	141	664	4.7	28	6
Harbaugh	51	321	6.3	17	4
Green	27	126	4.7	14	0
Bailey	26	86	3.3	9	0
Rouse	16	56	3.5	10	0
Gentry	11	43	3.9	11	0
Tomczak	12	41	3.4	14	2
Morris	2	26	13.0	16	0
L. Tate	3	3	1.7	4	0
Perry	1	-1	-1.0	-1	0
Buford	1	-9	-9.0	-9	0
BEARS	551	2436	4.4	52	22
OPPONENTS	391	1572	4.0	25	10

RECEIVING	No	Yds	Avg	Lg	TD
Muster	47	432	9.6	48	0
Anderson	42	484	11.5	50	3
Davis	39	572	14.7	51	3
Morris	31	437	14.1	67	3
Gentry	23	320	13.9	80	2
Thornton	19	254	13.4	32	1
Boisi	11	135	12.3	25	1
Kozlowski	7	85	11.9	32	0
Green	4	26	6.5	10	1
Waddle	2	32	16.0	23	0
Smith	2	20	10.0	12	0
Coley	1	7	7.0	7	0
Tomczak	1	5	5.0	5	0
BEARS	229	2827	12.3	80	14
OPPONENTS	258	3220	12.5	76	19

PUNTING	No	Yds	Avg	Net	TB	In	Lg	B
Butler	76	3073	40.4	33.5	7	22	59	2
BEARS	76	3073	39.4	33.5	7	22	59	2
OPPONENTS	74	2804	37.9	31.7	3	13	56	0

INTS	No	Yds	Avg	Lg	TD
Carrier	10	39	3.9	14	0
Stinson	6	66	11.0	30	0
Dent	3	21	7.0	15	0
Woodford	3	18	6.0	9	0
Paul	2	49	24.5	26	0
Rivera	2	11	5.5	13	0
Morrissey	2	12	6.0	12	0
Gayle	2	5	2.5	5	0
Jackson	1	45	45.0	45	1
BEARS	31	268	8.6	45	1
OPPONENTS	12	164	13.7	46	0

KO RETURNS	No	Yds	Avg	Lg	TD
Bailey	23	363	15.8	30	0
Gentry	18	588	21.6	59	0
Green	7	112	16.0	20	0
Rouse	3	17	5.7	10	0
Ryan	1	-1	-1.0	-1	0
L. Tate	1	0	0.0	0	0
BEARS	54	879	16.3	59	0
OPPONENTS	73	1494	20.5	64	0

PUNT RET.	Ret	FC	Yds	Avg	Lg	TD
Bailey	36	13	199	11.1	95	1
BEARS	36	13	199	11.1	95	1
OPPONENTS	39	6	322	8.3	30	0

FGs	1-19	20-29	30-39	40-49	50+
Butler	1/1	8/8	5/8	8/13	4/7
BEARS	1/1	8/8	5/8	8/13	4/7
OPPONENTS	1/1	8/8	10/14	3/4	0/1

Butler (47G, 57N) (41G) (25G, 51G, 32G, 36N, 52G) (22G) (50G, 32N, 51G) (27G) (31G) (51N, 30G, 22G, 40N) (21G) (37G, 32G, 41N, 44G) (40G, 43G, 41N) (35N, 19G) (29G, 23G, 46G, 46N) (50N) (42N, 46G, 43G) (24G)
OPPONENTS (1/1) (37G, 37G) (26G, 24G, 22G) (27G, 36N) (38G, 27G) (35G) (36N) (1/42N, 36G) (27G, 24G) (41G, 45G) (34G, 35N) (34N, 35G) (26G) (39N) (19G, 30G, 41G, 32G, 38G)

DEFENSE

(Top 10)	T	S	A	FF	FR	PD	Sa	Int
Singletary	131	67	84	0	2	4	1	0
Gayle	123	73	82	4	1	13	1	2
Carrier	122	65	87	8	2	20	0	10
Morrissey	109	54	85	3	2	9	0	2
Armstrong	82	33	49	2	2	4	10	0
Dent	41	45	38	2	5	13	12	5
McMichael	71	39	32	0	0	4	4	0
Perry	70	40	30	2	0	0	4	0
Woodford	70	38	32	0	0	13	2	1
Rivera	64	24	40	2	1	4	0	2

SACKS: Dent 12.0, Armstrong 10.0, McMichael 4.0, Perry 4.0, Cox 3.0, Jones 2.0, Woodford 2.0, Pruitt 1.0, Singletary 1.0, Gayle 1.0, Roper 1.0

TEAM 41.0, OPPONENTS 43.0

USUAL STARTERS

Offense	Defense
WR ... Wendell Davis	DE ... Richard Dent
LT ... Jim Covert	RT ... Dan Hampton
LG ... Mark Bortz	LT ... William Perry
C ... Jay Hilgenberg	LE ... Trace Armstrong
RG ... Tom Thayer	WL ... Ron Rivera
RT ... Keith Van Horn	MLB ... Mike Singletary
TE ... Jim Thornton	SLB ... Jim Morrissey
WR ... Ron Morris	RCB ... Lemuel Stinson
QB ... Jim Harbaugh	LCB ... Donnell Woodford
RB ... Neil Anderson	SS ... Shaun Gayle
PB ... Brad Muster	FS ... Mark Carrier

RANKINGS

Team Stats	Bears	avg	rank
Total Yards	4080	311.3	13
Rushing Yards	2436	152.3	2
Passing Yards	2544	159.0	28
Points Scored	348	21.8	-
	Opp	avg	rank
Total Yards	4492	280.8	6
Rushing Yards	1572	98.3	7
Passing Yards	2920	182.5	10
Points Scored	280	17.5	-

1991 CHICAGO BEARS STATISTICS

Record: 11-5, .688

Second Place, NFC Central

Head Coach: Mike Ditka

09/01	W	10-6	MINNESOTA	64,112
09/08	W	21-20	at Tampa Bay	65,625
09/15	W	20-17	N.Y. GIANTS	64,829
09/23	W	19-13	N.Y. JETS	65,255
09/29	L	20-35	at Buffalo	80,366
10/06	L	7-35	WASHINGTON	64,941
10/17	W	10-0	at Green Bay	58,435
10/27	W	21-17	at New Orleans	68,591
11/03	W	20-10	DETROIT	57,281
11/11	W	34-17	at Minnesota	59,001
11/17	W	31-17	at Indianapolis	60,519
11/24	L	13-16	MIAMI	58,288
11/28	L	6-16	at Detroit	78,790
12/08	W	27-13	GREEN BAY	62,353
12/14	W	27-0	TAMPA BAY	54,719
12/23	L	14-52	at San Francisco	60,419
PLAYOFFS				
12/29	L	13-17	DALLAS	62,594

		Bears	Opp
TOTAL FIRST DOWNS		317	254
Rushing		120	77
Passing		168	164
Penalty		29	13
3rd Down Made/Att		95/221	69/208
3rd Down Pct.		43.0	33.2
4th Down Made/Att		7/18	10/21
4th Down Pct.		38.9	47.6
POSSESSION AVG		33.01	26.59
TOTAL NET YARDS		5069	4507
Avg. Per Game		316.8	281.7
Total Plays		1025	942
Avg. Per Play		4.9	4.8
NET YARDS RUSHING		1949	1580
Avg. Per Game		121.8	98.8
Total Rushes		502	389
NET YARDS PASSING		3120	2927
Avg. Per Game		195.0	182.9
Sacked/Yards Lost		26/172	40/257
Gross Yards		3292	3184
Att. Completions		497/286	531/286
Completion Pct.		57.5	55.8
Had Intercepted		17	17
PUNTS/AVERAGE		70/40.2	81/41.3
NET PUNTING AVG.		70/35.0	81/35.8
PENALTIES/YARDS		29/657	94/591
FUMBLES/BALL LOST		25/16	25/13
TOUCHDOWNS		35	29
Rushing		18	9
Passing		16	19
Returns		1	1

PASSING	Att	Cmp	Yds	Cmp%	Yd/Att	TD	Int	Int%	Lg	Sack/Lost	Rating	
Harbaugh	478	275	3121	57.5	6.53	15	31	16	3.3	84	24/163	73.7
Willis	18	11	171	61.1	9.50	1	5	6	4.2	29	88.0	
Anderson	1	0	0	0.0	0.00	0	0	0	0.0	0	39.6	
BEARS	497	286	3292	57.5	6.62	16	32	17	3.4	84	26/172	74.1
OPPONENTS	513	286	3184	55.8	6.21	19	37	17	3.3	77	40/257	72.9

Score by Period	1	2	3	4	OT	Tot
BEARS	40	96	71	85	6	299
OPPONENTS	57	72	51	86	3	269

SCORING	TDs	Ru	Pa	RK	PAT	FG	S	Pts
Butler	0	0	0	0	32/34	19/29	0	89
Anderson	9	6	3	0			0	54
Muster	7	6	1	0			0	42
Davis	6	0	6	0			0	36
Green	3	3	0	0			0	18
Waddle	1	0	3	0			0	18
Harbaugh	2	2	0	0			0	12
Morgan	2	0	2	0			0	12
Bailey	1	1	0	0			0	6
Stinson	1	0	0	1			0	6
Thornhill	1	0	1	0			0	6
BEARS	35	18	16	1	32/34	19/29	0	299
OPPONENTS	29	9	19	1	29/29	22/30	0	269

RUSHING	No	Yds	Avg	Lg	TD
Anderson	210	747	3.6	42	6
Muster	90	412	4.6	24	6
Harbaugh	70	338	4.8	20	2
Green	61	217	3.6	18	3
Rouse	27	74	2.7	10	0
Gentry	9	58	6.4	17	0
Bailey	15	43	2.9	11	1
Lewis	15	36	2.4	9	0
Morgan	3	18	6.0	13	0
Willis	2	5	5.0	8	0
BEARS	502	1949	3.9	42	18
OPPONENTS	389	1580	4.1	64	9

RECEIVING	No	Yds	Avg	Lg	TD
Davis	61	945	15.5	75	6
Waddle	55	599	10.9	37	3
Anderson	47	368	7.8	26	3
Muster	35	287	8.2	21	1
Thornhill	17	278	16.4	33	1
Gentry	16	149	9.3	18	0
Rouse	15	93	6.2	14	0
Morgan	13	211	16.2	84	2
James	8	147	18.4	33	0
Jennings	8	109	13.6	19	0
Green	6	54	9.0	15	0
Bosco	3	36	12.0	22	0
Kozlowski	2	16	8.0	11	0
BEARS	286	3292	11.5	84	16
OPPONENTS	286	3184	11.1	77	19

PUNTING	No	Yds	Avg	Net	TB	In	Lg	B
Huford	69	2814	40.8	35.0	8	13	64	1
BEARS	70	2814	40.2	35.0	8	13	64	1
OPPONENTS	81	3343	41.3	35.8	5	26	61	0

INTS	No	Yds	Avg	Lg	TD
Stinson	4	69	17.3	34	1
Paul	3	21	7.0	10	0
Carrier	2	54	27.0	39	0
Tate	2	35	17.5	28	0
Woodford	2	21	10.5	16	0
Gayle	1	11	11.0	11	0
Mangum	1	5	5.0	5	0
Morrissey	1	5	5.0	5	0
Dent	1	4	4.0	4	0
BEARS	17	225	13.2	39	1
OPPONENTS	17	145	8.5	23	0

KO RETURNS	No	Yds	Avg	Lg	TD
Bailey	16	311	19.4	31	0
Gentry	13	227	17.5	27	0
Morgan	4	69	17.3	29	0
Green	4	69	17.3	29	0
Lewis	2	13	6.5	13	0
Rouse	2	10	5.0	10	0
BEARS	48	763	17.0	31	0
OPPONENTS	58	1134	19.6	47	0

PUNT RET.	Ret	FC	Yds	Avg	Lg	TD
Bailey	36	11	281	7.8	37	0
Waddle	5	3	31	6.2	11	0
Green	3	1	9	3.0	8	0
Morgan	3	0	19	6.3	11	0
BEARS	47	15	340	7.2	37	0
OPPONENTS	28	12	295	7.3	18	0

FGs	1-19	20-29	30-39	40-49	50+
Butler	1/1	9/11	3/5	5/9	1/3
BEARS	1/1	9/11	3/5	5/9	1/3
OPPONENTS	1/1	9/10	7/9	3/7	1/3
Butler	27N, 22G	(146G, 20G)	(13G, 45N, 44G)	(28G, 42G)	(122G, 46N)
BEARS	27N, 22G	(146G, 20G)	(13G, 45N, 44G)	(28G, 42G)	(122G, 46N)
OPPONENTS	27N, 22G	(146G, 20G)	(13G, 45N, 44G)	(28G, 42G)	(122G, 46N)

DEFENSE	T	S	A	FF	FR	PD	Sa	Int
Singletary	124	53	71	0	0	0	0	0
Morrissey	96	45	51	0	0	4	0	1
McMichael	94	48	46	2	2	4	9	0
Carrier	93	41	52	1	1	12	0	2
Roper	90	47	45	0	0	8	8	0
Dent	84	50	34	0	1	7	10	1
Perry	80	49	31	3	0	1	5	0
Woodford	77	52	25	0	1	19	1	2
Paul	75	32	43	0	0	6	0	3
Mangum	68	49	19	1	1	7	1	1
SACKS:	Dent 10.5, McMichael 9.0, Roper 8.0, Perry 5.5, Armstrong 1.5, Ryan 1.5, Cox 1.0, Woodford 1.0, Mangum 1.0, Williams 1.0							
TEAM 40.0, OPPONENTS 26.0								

USUAL STARTERS

Offense	Defense
WR ... Wendell Davis	RE ... Richard Dent
LT ... John Wojciechowski	RT ... William Perry
LG ... Mark Bortz	LT ... Steve McMichael
C ... Jay Hilgenberg	LE ... Trace Armstrong
RG ... Tom Thayer	WLB ... John Roper
RT ... Keith Van Home	MLB ... Mike Singletary
TE ... Jim Thornton	SLB ... Jim Morrissey
QB ... Tom Waddle	RCB ... Lemuel Stinson
WR ... Jim Harbaugh	LCB ... Donnell Woolford
RB ... Neal Anderson	SS ... Shaun Gayle
FB ... Brad Muster	FS ... Mark Carrier

RANKINGS

Team Stats	Bears	avg	rank
Total Yards	5069	316.8	11
Rushing Yards	1949	121.8	9
Passing Yards	3120	195.0	13
Points Scored	299	18.7	-
	Opp	avg	rank
Total Yards	4507	281.7	4
Rushing Yards	1580	98.8	10
Passing Yards	2927	182.9	61
Points Scored	269	16.8	-

History

Bears All-Time Results



1992 CHICAGO BEARS STATISTICS

Record: 5-11, .313

T-Third Place, NFC Central

Head Coach: Mike Ditka

09/06	W	27-24	DETROIT	63,672
09/13	L	6-28	at New Orleans	68,591
09/21	L	14-27	N.Y. GIANTS	63,444
09/27	W	41-31	ATLANTA	63,528
10/04	L	20-21	at Minnesota	60,992
10/18	W	31-14	TAMPA BAY	61,412
10/25	W	30-10	at Green Bay	59,435
11/02	L	10-38	MINNESOTA	61,257
11/08	L	28-31	CINCINNATI	56,120
11/15	L	17-20	at Tampa Bay	69,102
11/22	L	3-17	GREEN BAY	56,170
11/29	L	14-27	at Cleveland	73,578
12/07	L	7-24	at Houston	62,193
12/13	W	30-6	PITTSBURGH	52,904
12/20	L	3-16	at Detroit	72,777
12/27	L	14-27	at Dallas	63,101

Bears Opp

TOTAL FIRST DOWNS	282	274
Rushing	101	109
Passing	157	144
Penalty	24	21
3rd Down: Made/Att	72/198	69/194
3rd Down Pct.	36.4	35.6
4th Down: Made/Att	5/16	9/20
4th Down Pct.	31.3	45.0
POSSESSION AVG.	29.15	30.45
TOTAL NET YARDS	4941	4952
Avg. Per Game	308.8	309.5
Total Plays	951	953
Avg. Per Play	5.2	5.2
NET YARDS RUSHING	1871	1948
Avg. Per Game	116.9	121.8
Total Rushes	427	468
NET YARDS PASSING	3070	3004
Avg. Per Game	191.9	187.8
Sacked/Yards Lost	45/264	43/286
Gross Yards	3334	3290
Att./Completions	479/266	442/261
Completion Pct.	55.5	59.0
Had Intercepted	24	14
PLAYS-AVERAGE	79/42.9	70/40.4
NET PUNTING AVG.	79/16.2	70/15.2
PENALTIES-YARDS	93/776	90/780
FUMBLES-BALL LOST	23/10	14/16
TOUCHDOWNS	34	47
Rushing	15	14
Passing	17	20
Returns	2	9

PASSING	Att	Cmp	Yds	Cmp%	Yd/Att	TD	TD%	Int	Lg	Sack/Loss	Rating
Harbaugh	358	202	2468	56.4	6.94	13	3.6	12	34	31/167	76.2
Willis	92	54	716	58.7	7.78	4	4.3	8	68	10/58	61.7
Furrer	25	0	89	0.0	3.56	0	0.0	3	12.0	16	47.9
Gardecki	3	1	43	33.3	14.33	0	0.0	0	43	0	0.0
Muster	1	0	0	0.0	0.00	0	0.0	1	100.0	0	0.0
BEARS	479	266	3334	55.5	6.96	17	3.5	24	50	83	45/264
OPPONENTS	442	261	3290	59.0	7.44	20	4.5	14	3.2	72	43/286

Score by Period	1	2	3	4	OT	Tot
BEARS	57	98	51	89	0	295
OPPONENTS	38	83	92	124	3	361

SCORING	TDs	Ru	Pa	RK	PAT	FG	S	Pts
Butler	0	0	0	0	34/34	19/26	0	91
Anderson	11	5	6	0	0	0	66	
Lewis	5	4	0	1	0	0	30	
Muster	5	3	2	0	0	0	30	
Waddle	4	0	4	0	0	0	24	
Davis	2	0	2	0	0	0	12	
Green	2	2	0	0	0	0	12	
Morgan	2	0	2	0	0	0	12	
Harbaugh	1	1	0	0	0	0	6	
Jennings	1	0	1	0	0	0	6	
Zornich	1	0	0	1	0	0	6	
BEARS	34	15	17	2	34/34	19/26	0	295
OPPONENTS	43	14	20	9	43/43	20/25	0	361

RUSHING	No	Yds	Avg	Lg	TD
Anderson	156	582	3.7	49	5
Muster	98	414	4.2	35	3
Lewis	90	382	4.2	33	4
Harbaugh	47	272	5.8	17	1
Green	23	107	4.7	18	2
Morgan	3	68	22.7	35	0
Davis	4	42	10.5	21	0
Gentry	5	2	0.4	3	0
Willis	1	2	2.0	2	0
BEARS	427	1871	4.4	49	15
OPPONENTS	468	1948	4.2	44	14

RECEIVING	No	Yds	Avg	Lg	TD
Davis	54	734	13.6	40	2
Waddle	46	674	14.7	68	4
Anderson	42	399	9.5	50	6
Muster	34	389	11.4	44	2
Jennings	23	264	11.5	23	1
Lewis	18	175	9.7	30	0
Morgan	14	325	23.1	83	2
Gentry	12	114	9.5	18	0
Greco	7	85	12.1	43	0
Wright	5	56	11.2	24	0
Blackwell	5	54	10.8	18	0
Morris	4	44	11.0	26	0
Wagner	1	16	16.0	16	0
Kozlowski	3	7	2.3	7	0
BEARS	266	3334	12.5	83	17
OPPONENTS	261	3290	12.6	72	20

PUNTING	No	Yds	Avg	Net	TB	In	Lg	B
Gardecki	79	3393	42.9	36.2	9	19	61	0
BEARS	79	3393	42.9	36.2	9	19	61	0
OPPONENTS	70	2840	40.6	35.2	10	18	61	1

INTS	No	Yds	Avg	Lg	TD
Woolford	7	67	9.6	32	0
Strinson	2	43	21.5	46	0
Gayle	2	39	19.5	30	0
Morrissey	1	22	22.0	22	0
Paul	1	10	10.0	10	0
Singletary	1	4	4.0	4	0
BEARS	14	188	13.4	46	0
OPPONENTS	24	612	25.5	92	6

KO RETURNS	No	Yds	Avg	Lg	TD
Lewis	23	511	22.2	97	1
Gentry	16	330	20.6	66	0
Green	11	224	20.4	29	0
Morgan	4	71	17.8	30	0
Lecueburg	1	7	7.0	7	0
Rivera	1	0	0.0	0	0
BEARS	56	1143	20.4	97	1
OPPONENTS	50	1027	20.5	55	0

PUNT RET.	Ret	FC	Yds	Avg	Lg	TD
Woolford	12	1	127	10.6	36	0
Waddle	8	10	28	3.5	13	0
Morgan	3	1	21	7.0	13	0
BEARS	23	14	176	7.7	36	0
OPPONENTS	38	15	351	9.2	175	1

FGs	1-19	20-29	30-39	40-49	50+
Butler	1/1	8/8	9/10	0/4	1/7
BEARS	1/1	8/8	9/10	0/4	1/7
OPPONENTS	1/1	4/6	11/11	3/5	1/2
Butler	34G, 41N, 38G	(39G, 30G, 37N)	() (20G, 21G)	(50G, 37G) (58N, 26G) (18G, 30G, 21G)	(28G) (47N, 52N) (48N, 27G, 44N) (39G) () () (37G, 26G, 38G) (24G) ()
OPPONENTS	(38G) (42N) (150N, 31G, 32G)	(46G) () () (51G, 28N) (29G) (26G) (31G, 40G)	(39G) (27G, 43G, 42N) (19G) (38G, 38G) (22G, 38G, 30G) (28N, 21G, 34G)		

DEFENSE	T	S	A	FF	FR	PD	Sa	Int
Singletary	135	65	70	2	0	4	1	1
Morrissey	115	56	59	0	0	4	1	1
Gayle	100	48	52	0	3	6	0	2
Woolford	94	69	25	2	0	27	0	7
Roper	94	54	40	0	0	2	2	5
McMichael	89	49	40	4	2	2	10	5
Carrier	89	43	46	1	2	10	0	0
Dent	82	46	36	6	1	5	8	5
Armstrong	75	40	35	1	1	0	6	5
Cox	56	23	33	1	1	0	1	0
SACKS:	McMichael 10.5, Dent 8.5, Armstrong 6.5, Singletary 4.0, Ryan 3.0, Roper 2.5, Perry 2.0, Zornich 2.0, Cox 1.0, Morrissey 1.0, Rivera 1.0, Singletary 1.0							
TEAM 43.0, OPPONENTS 45.0								

USUAL STARTERS

Offense	Defense
WR ... Wendell Davis	RE ... Richard Dent
LT ... Troy Auzenne	RT ... William Perry
LG ... Mark Bortz	LT ... Steve McMichael
C ... Jerry Fontenot	LE ... Trace Armstrong
RG ... Tom Thayer	WLB ... John Roper
RT ... Keith Van Horn	MLB ... Mike Singletary
TE ... Keith Jennings	SLB ... Jim Morrissey
WR ... Tom Waddle	RCB ... Lemuel Strinson
QB ... Jim Harbaugh	LCB ... Donnell Woolford
RB ... Neil Anderson	SS ... Shaun Gayle
FB ... Brad Muster	FS ... Mark Carrier

RANKINGS

Team Stats	Bears	avg rank
Total Yards	4941	308.8
Rushing Yards	1871	116.9
Passing Yards	3070	191.9
Points Scored	295	18.4
	Opp	avg rank
Total Yards	4952	309.5
Rushing Yards	1948	121.8
Passing Yards	3004	187.8
Points Scored	361	22.6

1993 CHICAGO BEARS STATISTICS

Record: 7-9, .438

Fourth Place, NFC Central

Head Coach: Dave Wannstedt

09/05	L	20-26	N.Y. GIANTS	66,900
09/12	L	7-10	at Minnesota	56,285
09/26	W	47-17	TAMPA BAY	58,329
10/03	W	6-0	ATLANTA	57,441
10/10	W	17-6	at Philadelphia	63,601
10/25	L	12-19	MINNESOTA	64,677
10/31	L	3-17	at Green Bay	58,945
11/07	L	14-16	L.A. RAIDERS	59,750
11/14	W	16-13	at San Diego	58,459
11/21	W	19-17	at Kansas City	76,872
11/25	W	10-6	at Detroit	76,699
12/05	W	30-17	GREEN BAY	62,236
12/12	L	10-13	at Tampa Bay	56,667
12/18	L	3-41	DENVER	53,056
12/26	L	14-20	DETROIT	43,443
01/02	L	6-20	at L.A. Rams	39,147

	Bears	Opp
TOTAL FIRST DOWNS	226	290
Rushing	98	112
Passing	113	163
Penalty	15	15
3rd Down Made/Att	73/211	80/214
3rd Down Pct.	34.6	37.4
4th Down Made/Att	4/14	6/15
4th Down Pct.	28.6	40.0
POSSESSION AVG	28.36	31.24
TOTAL NET YARDS	3717	4651
Avg. Per Game	232.3	290.8
Total Plays	913	1026
Avg. Per Play	4.1	4.5
NET YARDS RUSHING	1677	1835
Avg. Per Game	104.8	114.7
Total Rushes	477	476
NET YARDS PASSING	2040	2818
Avg. Per Game	127.5	176.1
Sacked/Yards Lost	48/230	46/287
Gross Yards	2270	3105
Att. Completions	388/230	504/306
Completion Pct.	59.3	60.7
Had Intercepted	16	18
PUNTS/AVERAGE	80/38.5	78/41.4
NET PUNTING AVG.	80/36.6	78/36.2
PENALTIES/YARDS	68/587	91/783
FUMBLES/BALL LOST	29/14	24/12
TOUCHDOWNS	22	22
Rushing	10	9
Passing	7	12
Returns	5	1

PASSING	Att	Cmp	Yds	Cmp%	Yd/Att	TD	Int	Int%	Lg	Sack/Lost	Rating	
Harbaugh	325	200	2002	61.5	6.16	7	2.2	11	3.4	48	43/210	72.1
Willis	60	30	268	50.0	4.47	0	0.0	5	8.3	29	5/20	27.6
Gardocki	2	0	0	0.0	0.00	0	0.0	0	0.0	0	0	39.6
Anderson	1	0	0	0.0	0.00	0	0.0	0	0.0	0	0	39.6
BEARS	388	230	2270	59.3	5.85	7	1.8	16	4.1	48	48/230	64.7
OPPONENTS	504	306	3105	60.7	6.16	12	2.4	18	3.6	67	46/287	71.4

Score by Period	1	2	3	4	OT	Tot
BEARS	37	85	56	56	0	234
OPPONENTS	45	83	38	64	0	230

SCORING	TDs:Ru	Pa	RK	PAT	FG	S	Pts
Butler	0	0	0	0	21/22	27/36	0
Anderson	4	4	0	0	0	0	102
Harbaugh	4	4	0	0	0	0	24
Obee	3	0	3	0	0	0	18
Baker	2	0	0	2	0	0	12
Conway	2	0	2	0	0	0	12
Worley LG	2	2	0	0	0	0	12
Worley TM	2	2	0	0	0	0	12
Carter	1	0	0	1	0	0	6
Jones	1	0	0	1	0	0	6
Lincoln	1	0	0	1	0	0	6
Waddle	1	0	1	0	0	0	6
Wetnight	1	0	1	0	0	0	6
BEARS	22	10	7	5	21/22	27/36	0
OPPONENTS	22	9	12	1	20/22	26/34	0

RUSHING	No	Yds	Avg	Lg	TD
Anderson	202	646	3.2	45	4
Worley LG	120	470	3.9	28	2
Worley TM	110	437	4.0	28	2
Harbaugh	60	277	4.6	25	4
Heyward	68	206	3.0	11	0
Conway	5	44	8.8	18	0
Green	15	29	1.9	10	0
Christian	8	19	2.4	12	0
Lewis	7	13	1.9	3	0
Willis	2	6	3.0	6	0
BEARS	477	1677	3.5	45	10
OPPONENTS	476	1835	3.9	26	9

RECEIVING	No	Yds	Avg	Lg	TD
Waddle	44	332	12.5	38	1
Anderson	31	160	5.2	35	0
Obee	26	351	13.5	48	3
Conway	19	231	12.2	38	2
Christian	16	160	10.0	36	0
Heyward	16	132	8.3	20	0
Jennings	14	150	10.7	29	0
Green	13	63	4.8	9	0
Davis	12	132	11.0	17	0
Worley LG	11	62	5.6	15	0
Worley TM	8	49	6.1	15	0
Gedney	10	98	9.8	24	0
Wetnight	9	95	10.3	25	1
Whitaker	6	53	8.8	18	0
Lewis	4	26	6.5	18	0
Hanks LG	2	45	22.5	26	0
Hanks TM	1	19	19.0	19	0
Harbaugh	1	1	1.0	1	0
BEARS	230	2270	9.9	48	7
OPPONENTS	306	3105	10.1	67	12

PUNTING	No	Yds	Avg	Net	TB	In	Lg	B
Gardocki	80	3080	38.5	36.6	2	28	58	0
BEARS	80	3080	38.5	36.6	2	28	58	0
OPPONENTS	78	3231	41.4	36.2	6	22	75	1

INTS	No	Yds	Avg	Lg	TD
Carter	4	94	23.5	34	1
Jones	4	52	13.0	22	0
Lincoln	3	109	36.3	80	1
Woodford	2	18	9.0	18	0
Blaylock	2	3	1.5	3	0
Dent	1	24	24.0	24	0
Mangum	1	0	0.0	0	0
McMichael	1	0	0.0	0	0
BEARS	18	300	16.7	86	2
OPPONENTS	16	105	6.6	25	1

KO RETURNS	No	Yds	Avg	Lg	TD
Conway	21	450	21.4	55	0
Green	9	141	15.7	30	0
Obee	9	159	17.7	34	0
Worley LG	6	121	20.2	26	0
Worley TM	2	36	18.0	24	0
A. Fontenot	1	8	8.0	8	0
Heyward	1	12	12.0	12	0
Mangum	1	0	0.0	0	0
Ryan	1	5	5.0	5	0
BEARS	45	811	18.0	55	0
OPPONENTS	53	918	17.3	35	0

PUNT RET.	Ret	FC	Yds	Avg	Lg	TD
Obee	38	20	289	8.3	28	0
BEARS	35	20	289	8.3	28	0
OPPONENTS	22	38	115	5.2	34	0

FGs	1-19	20-29	30-39	40-49	50+
Butler	0/0	7/8	12/13	3/7	5/8
BEARS	0/0	7/8	12/13	3/7	5/8
OPPONENTS	1/1	15/15	7/9	3/8	0/1
Butler	20G, 34G, 53N)	(37G, 40G, 32G, 31G)	(48G, 44N, 52G)	(37G, 39G, 35G, 35G)	(33G, 21N, 30N)
OPPONENTS	(19G, 35G, 23G, 26G)	(47N, 22G)	(20G, 11)	(39G, 25G, 30N)	(40G)
Butler	20G, 34G, 53N)	(37G, 40G, 32G, 31G)	(48G, 44N, 52G)	(37G, 39G, 35G, 35G)	(33G, 21N, 30N)
OPPONENTS	(19G, 35G, 23G, 26G)	(47N, 22G)	(20G, 11)	(39G, 25G, 30N)	(40G)
Butler	20G, 34G, 53N)	(37G, 40G, 32G, 31G)	(48G, 44N, 52G)	(37G, 39G, 35G, 35G)	(33G, 21N, 30N)
OPPONENTS	(19G, 35G, 23G, 26G)	(47N, 22G)	(20G, 11)	(39G, 25G, 30N)	(40G)
Butler	20G, 34G, 53N)	(37G, 40G, 32G, 31G)	(48G, 44N, 52G)	(37G, 39G, 35G, 35G)	(33G, 21N, 30N)
OPPONENTS	(19G, 35G, 23G, 26G)	(47N, 22G)	(20G, 11)	(39G, 25G, 30N)	(40G)
Butler	20G, 34G, 53N)	(37G, 40G, 32G, 31G)	(48G, 44N, 52G)	(37G, 39G, 35G, 35G)	(33G, 21N, 30N)
OPPONENTS	(19G, 35G, 23G, 26G)	(47N, 22G)	(20G, 11)	(39G, 25G, 30N)	(40G)
Butler	20G, 34G, 53N)	(37G, 40G, 32G, 31G)	(48G, 44N, 52G)	(37G, 39G, 35G, 35G)	(33G, 21N, 30N)
OPPONENTS	(19G, 35G, 23G, 26G)	(47N, 22G)	(20G, 11)	(39G, 25G, 30N)	(40G)
Butler	20G, 34G, 53N)	(37G, 40G, 32G, 31G)	(48G, 44N, 52G)	(37G, 39G, 35G, 35G)	(33G, 21N, 30N)
OPPONENTS	(19G, 35G, 23G, 26G)	(47N, 22G)	(20G, 11)	(39G, 25G, 30N)	(40G)
Butler	20G, 34G, 53N)	(37G, 40G, 32G, 31G)	(48G, 44N, 52G)	(37G, 39G, 35G, 35G)	(33G, 21N, 30N)
OPPONENTS	(19G, 35G, 23G, 26G)	(47N, 22G)	(20G, 11)	(39G, 25G, 30N)	(40G)
Butler	20G, 34G, 53N)	(37G, 40G, 32G, 31G)	(48G, 44N, 52G)	(37G, 39G, 35G, 35G)	(33G, 21N, 30N)
OPPONENTS	(19G, 35G, 23G, 26G)	(47N, 22G)	(20G, 11)	(39G, 25G, 30N)	(40G)
Butler	20G, 34G, 53N)	(37G, 40G, 32G, 31G)	(48G, 44N, 52G)	(37G, 39G, 35G, 35G)	(33G, 21N, 30N)
OPPONENTS	(19G, 35G, 23G, 26G)	(47N, 22G)	(20G, 11)	(39G, 25G, 30N)	(40G)
Butler	20G, 34G, 53N)	(37G, 40G, 32G, 31G)	(48G, 44N, 52G)	(37G, 39G, 35G, 35G)	(33G, 21N, 30N)
OPPONENTS	(19G, 35G, 23G, 26G)	(47N, 22G)	(20G, 11)	(39G, 25G, 30N)	(40G)
Butler	20G, 34G, 53N)	(37G, 40G, 32G, 31G)	(48G, 44N, 52G)	(37G, 39G, 35G, 35G)	(33G, 21N, 30N)
OPPONENTS	(19G, 35G, 23G, 26G)	(47N, 22G)	(20G, 11)	(39G, 25G, 30N)	(40G)
Butler	20G, 34G, 53N)	(37G, 40G, 32G, 31G)	(48G, 44N, 52G)	(37G, 39G, 35G, 35G)	(33G, 21N, 30N)
OPPONENTS	(19G, 35G, 23G, 26G)	(47N, 22G)	(20G, 11)	(39G, 25G, 30N)	(40G)
Butler	20G, 34G, 53N)	(37G, 40G, 32G, 31G)	(48G, 44N, 52G)	(37G, 39G, 35G, 35G)	(33G, 21N, 30N)
OPPONENTS	(19G, 35G, 23G, 26G)	(47N, 22G)	(20G, 11)	(39G, 25G, 30N)	(40G)
Butler	20G, 34G, 53N)	(37G, 40G, 32G, 31G)	(48G, 44N, 52G)	(37G, 39G, 35G, 35G)	(33G, 21N, 30N)
OPPONENTS	(19G, 35G, 23G, 26G)	(47N, 22G)	(20G, 11)	(39G, 25G, 30N)	(40G)
Butler	20G, 34G, 53N)	(37G, 40G, 32G, 31G)	(48G, 44N, 52G)	(37G, 39G, 35G, 35G)	(33G, 21N, 30N)
OPPONENTS	(19G, 35G, 23G, 26G)	(47N, 22G)	(20G, 11)	(39G, 25G, 30N)	(40G)
Butler	20G, 34G, 53N)	(37G, 40G, 32G, 31G)	(48G, 44N, 52G)	(37G, 39G, 35G, 35G)	(33G, 21N, 30N)
OPPONENTS	(19G, 35G, 23G, 26G)	(47N, 22G)	(20G, 11)	(39G, 25G, 30N)	(40G)
Butler	20G, 34G, 53N)	(37G, 40G, 32G, 31G)	(48G, 44N, 52G)	(37G, 39G, 35G, 35G)	(33G, 21N, 30N)
OPPONENTS	(19G, 35G, 23G, 26G)	(47N, 22G)	(20G, 11)	(39G, 25G, 30N)	(40G)
Butler	20G, 34G, 53N)	(37G, 40G, 32G, 31G)	(48G, 44N, 52G)	(37G, 39G, 35G, 35G)	(33G, 21N, 30N)
OPPONENTS	(19G, 35G, 23G, 26G)	(47N, 22G)	(20G, 11)	(39G, 25G, 30N)	(40G)
Butler	20G, 34G, 53N)	(37G, 40G, 32G, 31G)	(48G, 44N, 52G)	(37G, 39G, 35G, 35G)	(33G, 21N, 30N)
OPPONENTS	(19G, 35G, 23G, 26G)	(47N, 22G)	(20G, 11)	(39G, 25G, 30N)	(40G)
Butler	20G, 34G, 53N)	(37G, 40G, 32G, 31G)	(48G, 44N, 52G)	(37G, 39G, 35G, 35G)	(33G, 21N, 30N)
OPPONENTS	(19G, 35G, 23G, 26G)	(47N, 22G)	(20G, 11)	(39G, 25G, 30N)	(40G)
Butler	20G, 34G, 53N)	(37G, 40G, 32G, 31G)	(48G, 44N, 52G)	(37G, 39G, 35G, 35G)	(33G, 21N, 30N)
OPPONENTS	(19G, 35G, 23G, 26G)	(47N, 22G)	(20G, 11)	(39G, 25G, 30N)	(40G)
Butler	20G, 34G, 53N)	(37G, 40G, 32G, 31G)	(48G, 44N, 52G)	(37G, 39G, 35G, 35G)	(33G, 21N, 30N)
OPPONENTS	(19G, 35G, 23G, 26G)	(47N, 22G)	(20G, 11)	(39G, 25G, 30N)	(40G)
Butler	20G, 34G, 53N)	(37G, 40G, 32G, 31G)	(48G, 44N, 52G)	(37G, 39G, 35G, 35G)	(33G, 21N, 30N)
OPPONENTS	(19G, 35G, 23G, 26G)	(47N, 22G)	(20G, 11)	(39G, 25G, 30N)	(40G)
Butler	20G, 34G, 53N)	(37G, 40G, 32G, 31G)	(48G, 44N, 52G)	(37G, 39G, 35G, 35G)	(33G, 21N, 30N)
OPPONENTS	(19G, 35G, 23G, 26G)	(47N, 22G)	(20G, 11)	(39G, 25G, 30N)	(40G)
Butler	20G, 34G, 53N)	(37G, 40G, 32G, 31G)	(48G, 44N, 52G)	(37G, 39G, 35G, 35G)	(33G, 21N, 30N)
OPPONENTS	(19G, 35G, 23G, 26G)	(47N, 22G)	(20G, 11)	(39G, 25G, 30N)	(40G)
Butler	20G, 34G, 53N)	(37G, 40G, 32G, 31G)	(48G, 44N, 52G)	(37G, 39G, 35G, 35G)	(33G, 21N, 30N)
OPPONENTS	(19G, 35G, 23G, 26G)	(47N, 22G)	(20G, 11)	(39G, 25G, 30N)	(40G)
Butler	20G, 34G, 53N)	(37G, 40G, 32G, 31G)	(48G, 44N, 52G)	(37G, 39G, 35G, 35G)	(33G, 21N, 30N)
OPPONENTS	(19G, 35G, 23G, 26G)	(47N, 22G)	(20G, 11)	(39G, 25G, 30N)	(40G)
Butler	20G, 34G, 53N)	(37G, 40G, 32G, 31G)	(48G, 44N, 52G)	(37G, 39G, 35G, 35G)	(33G, 21N, 30N)
OPPONENTS	(19G, 35G, 23G, 26G)	(47N, 22G)	(20G, 11)	(39G, 25G, 30N)	(40G)
Butler	20G, 34G, 53N)	(37G, 40G, 32G, 31G)	(48G, 44N, 52G)	(37G, 39G, 35G, 35G)	(33G, 21N, 30N)
OPPONENTS	(19G, 35G, 23G, 26G)	(47N, 22G)	(20G, 11)	(39G, 25G, 30N)	(40G)
Butler	20G, 34G, 53N)	(37G, 40G, 32G, 31G)	(48G, 44N, 52G)	(37G, 39G, 35G, 35G)	(33G, 21N, 30N)
OPPONENTS	(19G, 35G, 23G, 26G)	(47N, 22G)	(20G, 11)	(39G, 25G, 30N)	(40G)
Butler	20G, 34G, 53N)	(37G, 40G, 32G, 31G)	(48G, 44N, 52G)	(37G, 39G, 35G, 35G)	(33G, 21N, 30N)
OPPONENTS	(19G, 35G, 23G, 26G)	(47N, 22G)	(20G, 11)	(39G, 25G, 30N)	(40G)
Butler	20G, 34G, 53N)	(37G, 40G, 32G, 31G)	(48G, 44N, 52G)	(37G, 39G, 35G, 35G)	(33G, 21N, 30N)
OPPONENTS	(19G, 35G, 23G, 26G)	(47N, 22G)	(20G, 11)	(39G, 25G, 30N)	(40G)
Butler	20G, 34G, 53N)	(37G, 40G, 32G, 31G)	(48G, 44N, 52G)	(37G, 39G, 35G, 35G)	(33G, 21N, 30N)
OPPONENTS	(19G, 35G, 23G, 26G)	(47N, 22G)	(20G, 11)	(39G, 25G, 30N)	(40G)
Butler	20G, 34G, 53N)	(37G, 40G, 32G, 31G)	(48G, 44N, 52G)	(37G, 39G, 35G, 35G)	(33G, 21N, 30N)
OPPONENTS	(19G, 35G, 23G, 26G)	(47N, 22G)	(20G, 11)	(39G, 25G, 30N)	(40G)
Butler	20G, 34G, 53N)	(37G, 40G, 32G, 31G)	(48G, 44N, 52G)	(37G, 39G, 35G, 35G)	(33G, 21N, 30N)
OPPONENTS	(19G, 35G, 23G, 26G)	(47N, 22G)	(20G, 11)	(39G, 25G, 30N)	(40G)
Butler	20G, 34G, 53N)	(37G, 40G, 32G, 31G)	(48G, 44N, 52G)	(37G, 39G, 35G, 35G)	(33G, 21N, 30N)
OPPONENTS	(19G, 35G, 23G, 26G)	(47N, 22G)	(20G, 11)	(39G, 25G, 30N)	(40G)
Butler	20G, 34G, 53N)	(37G, 40G, 32G, 31G)	(48G, 44N, 52G)	(37G, 39G, 35G, 35G)	(33G, 21N, 30N)
OPPONENTS	(19G, 35G, 23G, 26G)	(47N, 22G)	(20G, 11)	(39G, 25G, 30N)	(40G)
Butler	20G, 34G, 53N)	(37G, 40G, 32G, 31G)	(48G, 44N, 52G)	(37G, 39G, 35G, 35G)	(33G, 21N, 30N)
OPPONENTS	(19G, 35G, 23G, 26G)	(47N, 22G)	(20G, 11)	(39G, 25G, 30N)	(40G)
Butler	20G, 34G, 53N)	(37G, 40G, 32G, 31G)	(48G, 44N, 52G)	(37G, 39G, 35G, 35G)	(33G, 21N, 30N)
OPPONENTS	(19G, 35G, 23G, 26G)	(47N, 22G)	(20G, 11)	(39G, 25G, 30N)	(40G)
Butler	20G, 34G, 53N)	(37G, 40G, 32G, 31G)	(48G, 44N, 52G)	(37G, 39G, 35G, 35G)	(33G, 21N, 30N)
OPPONENTS	(19G, 35G, 23G, 26G)	(47N, 22G)	(20G, 11)	(39G, 25G, 30N)	(40G)
Butler	20G, 34G, 53N)	(37G, 40G, 32G, 31G)	(48G, 44N, 52G)	(37G, 39G, 35G, 35G)	(33G, 21N, 30N)
OPPONENTS	(19G, 35G, 23G, 26G)	(47N, 22G)	(20G, 11)	(39G, 25G, 30N)	(40G)
Butler	20G, 34G, 53N)	(37G, 40G, 32G, 31G)	(48G, 44N, 52G)	(37G, 39G, 35G, 35G)	(33G, 21N, 30N)
OPPONENTS	(19G, 35G, 23G, 26G)	(47N, 22G)	(20G, 11)	(39G, 25G, 30N)	(40G)
Butler	20G, 34G, 53N)	(37G, 40G, 32G, 31G)	(48G, 44N, 52G)	(37G, 39G, 35G, 35G)	(33G, 21N, 30N)
OPPONENTS	(19G, 35G, 23G, 26G)	(47N, 22G)	(20G, 11)	(39G, 25G, 30N)	(40G)
Butler	20G, 34G, 53N)	(37G, 40G, 32G, 31G)	(48G, 44N, 52G)	(37G, 39G, 35G, 35G)	(33G, 21N, 30N)
OPPONENTS	(19G, 35G, 23G, 26G)	(47N, 22G)	(20G, 11)	(39G, 25G, 30N)	(40G)
Butler	20G, 34G, 53N)	(37G, 40G, 32G, 31G)	(48G, 44N, 52G)	(37G, 39G, 35G, 35G)	(33G, 21N, 30N)
OPPONENTS	(19G, 35G, 23G, 26G)	(47N, 22G)	(20G, 11)	(39G, 25G, 30N)	(40G)
Butler	20G, 34G, 53N)	(37G, 40G, 32G, 31G)	(48G, 44N, 52G)	(37G, 39G, 35G, 35G)	(33G, 21N, 30N)
OPPONENTS	(19G, 35G, 23G, 26G)	(47N, 22G)	(20G, 11)	(39G, 25G, 30N)	(40G)
Butler	20G, 34G, 53N)	(37G, 40G, 32G, 31G)	(48G, 44N, 52G)	(37G, 39G, 35G, 35G)	(33G, 21N, 30N)
OPPONENTS	(19G, 35G, 23G, 26G)	(47N, 22G)	(20G, 11)	(39G, 25G, 30N)	(40G)
Butler	20G, 34G, 53N)	(37G, 40G, 32G, 31G)	(48G, 44N, 52G)	(37G, 39G, 35G, 35G)	(33G, 21N, 30N)
OPPONENTS	(19G, 35G, 23G, 26G)	(47N, 22G)	(20G, 11)	(39G, 25G, 30N)	(40G)
Butler	20G, 34G, 53N)	(37G, 40G, 32G, 31G)	(48G, 44N, 52G)	(37G, 39G, 35G, 35G)	(33G, 21N, 30N)
OPPONENTS	(19G, 35G, 23G, 26G)	(47N, 22G)	(20G, 11)	(39G, 25G, 30N)	(40G)
Butler	20G, 34G, 53N)	(37G, 40G, 32G, 31G)	(48G, 44N, 52G)	(37G, 39G, 35G, 35G)	(33G, 21N, 30N)
OPPONENTS	(19G, 35G, 23G, 26G)	(47N, 22G)	(20G, 11)	(39G, 25G, 30N)	(40G)
Butler	20G, 34G, 53N)	(37G, 40G, 32G, 31G)	(48G, 44N, 52G)	(37G, 39G, 35G, 35G)	(33G, 21N, 30N)
OPPONENTS	(19G, 35G, 23G, 26G)	(47N, 22G)	(20G, 11)	(39G, 25G, 30N)	(40G)
Butler	20G, 34G, 53N)	(37G, 40G, 32G, 31G)	(48G, 44N, 52G)	(37G, 39G, 35G, 35G)	(33G, 21N, 30N)
OPPONENTS	(19G, 35G, 23G, 26G)	(47N, 22G)	(20G, 11)	(39G, 25G, 30N)	(40G)
Butler	20G, 34G, 53N)	(37G, 40G, 32G, 31G)	(48G, 44N, 52G)	(37G, 39G, 35G, 35G)	(33G, 21N, 30N)
OPPONENTS	(19G, 35G, 23G, 26G)	(47N, 22G)	(20G, 11)	(39G, 25G, 30N)	(40G)
Butler	20G, 34G, 53N)	(37G, 40G, 32G, 31G)	(48G, 44N, 52G)	(37G, 39G, 35G, 35G)	(33G, 21N, 30N)
OPPONENTS	(19G, 35G, 23G, 26G)	(47N, 22G)	(20G, 11)	(39G, 25G, 30N)	(40G)
Butler	20G, 34G, 53N)	(37G, 40G, 32G, 31G)	(48G, 44N, 52G)	(37G, 39G, 35G, 35G)	(33G, 21N, 30N)
OPPONENTS	(19G, 35G, 23G, 26G)	(47N, 22G)	(20G, 11)	(39G, 25G, 30N)	(40G)
Butler	20G, 34G, 53N)	(37G, 40G, 32G, 31G)	(48G, 44N, 52G)	(37G, 39G, 35G, 35G)	(33G, 21N, 30N)
OPPONENTS	(19G, 35G, 23G, 26G)	(47N, 22G)	(20G, 11)	(39G, 25G, 30N)	(40G)
Butler	20G, 34G, 53N)	(37G, 40G, 32G, 31G)	(48G, 44N, 52G)	(37G, 39G, 35G, 35G)	(33G, 21N, 30N)
OPPONENTS	(19G, 35G, 23G, 26G)	(47N, 22G)	(20G, 11)	(39G, 25G, 30N)	(40G)
Butler	20G, 34G, 53N)	(37G, 40G, 32G, 31G)	(48G, 44N, 52G)	(37G, 39G, 35G, 35G)	(33G, 21N, 30N)
OPPONENTS	(19G, 35G, 23G, 26G)	(47N, 22G)	(20G, 11)	(39G, 25G, 30N)	(40G)
Butler	20G, 34G, 53N)	(37G, 40G, 32G, 31G)	(48G, 44N, 52G)	(37G, 39G, 35G, 35G)	(33G, 21N, 30N)
OPPONENTS	(19G, 35G, 23G, 26G)	(47N, 22G)	(20G, 11)	(39G, 25G, 30N)	(40G)
Butler	20G, 34G, 53N)	(37G, 40G, 32G, 31G)	(48G, 44N, 52G)	(37G, 39G, 35G, 35G)	(33G, 21N, 30N)
OPPONENTS	(19G, 35G, 23G, 26G)	(47N, 22G)	(20G, 11)	(39G, 25G, 30N)	(40G)
Butler	20G, 34G, 53N)	(37G, 40G, 32G, 31G)	(48G, 44N, 52G)	(37G, 39G, 35G, 35G)	(33G, 21N, 30N)
OPPONENTS	(19G, 35G, 23G, 26G)	(47			

DEFENSE	(Top 10)	T	S	A	FF	FR	PD	Sa	Int
Jones	189	117	72	1	2	1	1	1	4
Gayle	124	79	45	2	0	2	1	0	0
Zorich	121	63	58	1	2	1	7	0	0
Can	108	63	45	1	0	5	0	0	0
Woodford	101	86	15	0	0	22	0	2	0
Carter	91	47	44	1	0	7	0	4	0
V. Smith	83	49	34	0	0	3	0	0	0
McMichael	78	50	28	0	2	5	6	1	0
Dent	64	43	21	1	0	3	12	1	0
Douglass	52	39	23	0	0	4	0	0	0
SACKS:	Dent 12.5, Armstrong 11.5, Zorich 7.0, McMichael 6.0, Spellman 2.5, Coe 2.0, A. Fontenot 1.0, Gayle 1.0, Jones 1.0								
TEAM 46.0, OPPONENTS 48.0									

USUAL STARTERS

Offense	Defense
WR ... Tom Waddle	RE ... Richard Dent
LT ... Troy Auzenne	RT ... Chris Zorich
LG ... Mark Bortz	LT ... Steve McMichael
C ... Jerry Fontenot	LE ... Trace Armstrong
RG ... John Wojciechowski	WLB ... Vinson Smith
TE ... Jay Leeuwenburg	MLB ... Dante Jones
RB ... Keith Jennings	SLB ... Joe Can
WR ... Curtis Conway	RCB ... Anthony Blaylock
QB ... Jim Harbaugh	LCB ... Donnell Woolford
RB ... Neil Anderson	SS ... Shaun Gayle
FB ... Craig Heyward	FS ... Mark Carter

RANKINGS

Team Stats	Bears	avg	rank
Total Yards	3717	232.3	28
Rushing Yards	1677	104.8	19
Passing Yards	2040	127.5	28
Points Scored	234	14.6	-
	Opp	avg	rank
Total Yards	4653	290.8	4
Rushing Yards	1835	114.7	17
Passing Yards	2818	176.1	3
Points Scored	230	14.4	-

History

Bears All-Time Results



1994 CHICAGO BEARS STATISTICS

Record: 9-7, .563

T-Second Place, NFC Central

Head Coach: Dave Wannstedt

09/04	W	21-9	TAMPA BAY	61,844
09/12	L	22-30	at Philadelphia	64,890
09/18	L	14-42	MINNESOTA	61,073
09/25	W	19-7	at N.Y. Jets	70,806
10/02	W	20-13	BUFFALO	62,406
10/09	W	17-7	NEW ORLEANS	63,822
10/23	L	16-21	at Detroit	73,574
10/31	L	6-33	GREEN BAY	47,381
11/06	W	20-6	at Tampa Bay	60,821
11/13	W	17-14	at Miami	64,871
11/20	W	20-10	DETROIT	55,035
11/27	W	19-16	at Arizona	65,922
12/01	L	27-33	at Minnesota	61,483
12/11	L	3-40	at Green Bay	57,927
12/18	W	27-13	L.A. RAMS	56,276
12/24	L	3-13	NEW ENGLAND	60,178
PLAYOFFS				
01/01	W	35-18	at Minnesota	60,347
01/07	L	15-44	at San Francisco	64,644

	Bears	Opp
TOTAL FIRST DOWNS	274	275
Rushing	88	100
Passing	165	163
Penalty	21	12
3rd Down Made/Att	97/232	81/218
3rd Down Pct.	41.8	37.2
4th Down Made/Att	9/16	8/17
4th Down Pct.	56.3	47.1
POSSESSION AVG.	31.37	28.23
TOTAL NET YARDS	4679	5009
Avg. Per Game	292.4	313.1
Total Plays	1014	982
Avg. Per Play	4.6	5.1
NET YARDS RUSHING	1588	1922
Avg. Per Game	99.3	120.1
Total Rushes	487	432
NET YARDS PASSING	3091	3087
Avg. Per Game	193.2	192.9
Sacked/Yards Lost	25/130	28/175
Gross Yards	3230	3262
Att./Completions	502/308	522/295
Completion Pct.	61.4	56.5
Had Intercepted	16	12
PUNTS/AVERAGE	76/37.8	72/39.0
NET PUNTING AVG.	76/32.4	72/34.0
PENALTIES/YARDS	66/503	80/645
FUMBLES/BALL LOST	21/10	29/10
TOUCHDOWNS	30	31
Rushing	10	10
Passing	19	16
Returns	3	5
PASSING		
Att	Cmp	Yds Cmp% Yd/Att TD% Int Int% Lg Sack/Lost Rating
343	208	2078 60.6 6.06 10 2.9 8 2.1 50 11/52 77.9
Kramer	158	99 1129 62.7 7.15 8 5.1 8 5.1 85 14/87 79.9
Conway	1	1 23 100.0 23.00 0 100.0 0 0.0 23 0 158.3
BEARS	502	308 3262 61.4 6.43 19 3.8 16 3.2 85 25/139 79.4
OPPONENTS	522	295 3262 56.5 6.25 16 3.1 12 2.3 65 28/175 75.9

Score by Period	1	2	3	4	OT	Tot
BEARS	40	61	61	106	3	271
OPPONENTS	44	116	67	74	6	307

SCORING	TDs:Ru-Pa-RK-PAT	FG	S	Pts
Butler	0 0 0 0	24/24	21/29	0 87
Tillman	7 7 0 0	0	0	42
Graham	5 0 4 1	0	0	32
Gedney	3 0 3 0	0	0	18
Jennings	3 0 3 0	0	0	18
Conway	2 0 2 0	0	0	14
Green	2 0 2 0	0	0	12
Cook	1 0 1 0	0	0	6
Harris	1 0 1 0	0	0	6
Lewis	1 0 1 0	0	0	6
McMurry	1 0 1 0	0	0	6
Waddle	1 0 1 0	0	0	6
Walsh	1 0 1 0	0	0	6
Wetnight	1 0 1 0	0	0	6
Worley	1 0 1 0	0	0	6
BEARS	30 10 19 1	24/24	21/29	0 271
OPPONENTS	31 10 16 5	25/26	30/41	0 307
2-Pt. Conversions: Conway, Graham, TEAM 2-6.				
OPPONENTS 1-4				

RUSHING	No	Yds	Avg	Lg	TD
Tillman	275	899	3.3	25	7
Harris	123	464	3.8	11	1
Green	25	122	4.9	14	0
Conway	6	31	5.2	12	0
Christen	7	29	4.1	8	0
Hoge	6	24	4.0	8	0
Worley	9	17	1.9	4	1
Walsh	30	4	0.1	12	1
Kramer	6	-2	-0.3	2	0
BEARS	487	1588	3.3	25	10
OPPONENTS	432	1922	4.4	30	10

RECEIVING	No	Yds	Avg	Lg	TD
Graham	68	944	13.9	76	4
Conway	39	546	14.0	85	2
Harris	39	216	6.1	18	0
Tillman	27	222	8.2	39	0
Waddle	25	244	9.8	22	1
Green	24	199	8.3	39	2
Cook	21	212	10.1	34	1
Gedney	13	157	12.1	37	3
Hoge	13	79	6.1	11	0
Wetnight	11	104	9.5	19	1
Jennings	11	75	6.8	23	3
McMurry	8	112	14.0	30	1
Primus	4	25	6.3	12	0
Christen	2	30	15.0	21	0
Lewis	2	13	6.5	8	1
Carter	1	24	24.0	24	0
Worley	1	8	8.0	8	0
BEARS	308	3230	10.5	85	19
OPPONENTS	295	3262	11.1	65	16

PUNTING	No	Yds	Avg	Net	TB	In Lg B
Gardocki	76	2871	37.8	43.4	9	23 57 0
BEARS	76	2871	37.8	43.4	9	23 57 0
OPPONENTS	72	2808	39.0	34.9	4	27 61 0

INTS	No	Yds	Avg	Lg	TD
Woodford	5	30	6.0	25	0
Gayle	2	35	16.3	33	0
Carrier	2	10	5.0	7	0
Spellman	1	21	21.0	31	0
Douglass	1	18	18.0	18	0
Lincoln	1	5	5.0	5	0
BEARS	12	127	10.6	33	0
OPPONENTS	16	335	20.9	31	3

KO RETURNS	No	Yds	Avg	Lg	TD
Lewis	35	874	25.0	55	0
Conway	10	228	22.8	34	0
Carter	6	99	16.5	26	0
Green	6	77	12.8	16	0
Worley	4	52	13.0	25	0
Flanagan	2	26	13.0	14	0
Harris	1	18	18.0	18	0
Thierry	1	0	0.0	0	0
Woodford	1	28	28.0	28	0
BEARS	66	1402	21.2	55	0
OPPONENTS	65	1271	19.6	102	1

PUNT RET.	Ret	FC	Yds	Avg	Lg	TD
Graham	15	5	140	9.3	61	1
Conway	8	9	63	7.9	24	0
Waddle	3	3	8	2.7	6	0
Lewis	1	3	7	7.0	7	0
BEARS	27	20	218	8.1	61	1
OPPONENTS	26	18	225	8.7	57	0

FGs	1-19	20-29	30-39	40-49	50+
Butler	1/1	7/7	6/9	5/8	2/4
BEARS	1/1	7/7	6/9	5/8	2/4
OPPONENTS	1/1	13/13	9/11	7/14	0/2
Butler: () (154N) (44G, 42N, 30G) (50G, 20G) (46G, 36N) (46N, 22G) () (18G, 37G) (51N, 40G) (28G, 23 G) (35G, 52G, 31G, 27G) (29G, 33G, 40N) (25G) (41G, 30G) (44G, 28N, 36N)					
OPPONENTS (31G, 49G, 30G, 54N) (41G, 29G, 33G) (43G, 24G) (47G, 41N) (28G, 30G, 50B, 36N) () (30B) (33G, 47N, 38G) (29G, 33G, 45N) (29G, 43N) (49G, 22G, 47G) (45G, 41G, 29G, 38G) (39G, 24G, 20G, 29G) (18G, 42B, 21G) (29G, 22G, 46N)					

DEFENSE	T	S	A	FF	FR	PD	Sa	Int
Cain	129	83	46	1	1	2	0	0
Jones	108	69	39	0	2	5	0	0
Carrier	107	59	48	1	0	7	0	2
Zorich	104	49	55	1	0	0	5	0
Gayle	97	67	30	3	1	8	0	2
Douglass	77	46	31	0	0	3	1	1
Woodford	65	54	11	1	0	21	0	5
A. Fontenot	62	57	25	1	0	2	4	0
Spellman	60	35	25	1	0	8	7	1
Armstrong	60	34	26	1	0	1	7	5

SACKS: Armstrong 7.5, Spellman 7.0, Zorich 5.5, A. Fontenot 4.0, Douglass 1.5, Epps 1.0, Smith 1.0, Mangum 0.5

TEAM 28.0, OPPONENTS 25.0

USUAL STARTERS

Offense	Defense
WR - Jeff Graham	RE - Alcora Spellman
LT - Andy Heck	RT - Chris Zorich
LG - Mark Bortz	LT - Fontenot/Simpson
C - Jerry Fontenot	LE - Tracy Armstrong
RG - Jay Leeuwenburg	WLB - Vinson Smith
RT - James Williams	WLB - Darle Jones
TE - Mary Cook	SLB - Joe Cain
QB - Curtis Conway	RCB - Jeremy Lincoln
WR - Steve Walsh	LCB - Donnell Woodford
RB - Lewis Tillman	SS - Shaun Gayle
FB - Raymond Harris	FS - Mark Carrier

RANKINGS

Team Stats	Bears	avg	rank
Total Yards	4679	292.4	23
Rushing Yards	1588	99.3	15
Passing Yards	3091	193.2	21
Points Scored	271	16.9	-
	Opp	avg	rank
Total Yards	5009	313.1	13
Rushing Yards	1922	120.1	13
Passing Yards	3087	192.9	5
Points Scored	307	19.2	-

1995 CHICAGO BEARS STATISTICS

Record: 9-7, .563

Third Place, NFC Central

Head Coach: Dave Wannstedt

09/03	W	31-14	MINNESOTA	63,036
09/11	L	24-27	GREEN BAY	64,855
09/17	W	25-6	at Tampa Bay	71,507
09/24	L	28-34	at St. Louis	59,679
10/08	W	31-27	CAROLINA	59,668
10/15	W	30-27	at Jacksonville	72,070
10/22	W	35-32	HOUSTON	63,545
10/30	W	14-6	at Minnesota	61,238
11/05	L	34-37	PITTSBURGH	61,838
11/12	L	28-35	at Green Bay	59,996
11/19	L	17-24	DETROIT	61,779
11/26	W	27-24	at N.Y. Giants	70,015
12/04	L	7-27	at Detroit	77,230
12/10	L	10-16	at Cincinnati	38,642
12/17	W	31-10	TAMPA BAY	49,475
12/24	W	20-14	PHILADELPHIA	52,391

Score by Period	1	2	3	4	OT	Tot
BEARS	73	130	91	98	0	392
OPPONENTS	93	112	66	86	3	360

SCORING	Tds:Ru-Pa-RK-PAT	FG	S Pts
---------	------------------	----	-------

Butler	0	0	0	0	45:45	23/31	0	114
--------	---	---	---	---	-------	-------	---	-----

Conway	12	0	12	0	0	0	0	72
--------	----	---	----	---	---	---	---	----

Salaam	10	10	0	0	0	0	0	60
--------	----	----	---	---	---	---	---	----

Jennings	6	0	6	0	0	0	0	36
----------	---	---	---	---	---	---	---	----

Graham	4	0	4	0	0	0	0	24
--------	---	---	---	---	---	---	---	----

Green	3	3	0	0	0	0	0	18
-------	---	---	---	---	---	---	---	----

Timpson	3	1	2	0	0	0	0	18
---------	---	---	---	---	---	---	---	----

Flanagan	2	0	2	0	0	0	0	12
----------	---	---	---	---	---	---	---	----

Wetnight	2	0	2	0	0	0	0	12
----------	---	---	---	---	---	---	---	----

T. Carter	1	0	1	0	0	0	0	6
-----------	---	---	---	---	---	---	---	---

Kramer	1	1	0	0	0	0	0	6
--------	---	---	---	---	---	---	---	---

Marshall	1	0	0	1	0	0	0	6
----------	---	---	---	---	---	---	---	---

Minter	1	0	0	1	0	0	0	6
--------	---	---	---	---	---	---	---	---

A. Fontenot	0	0	0	0	0	1	2	2
-------------	---	---	---	---	---	---	---	---

BEARS	46	15	29	2	45:45	23/31	1	392
-------	----	----	----	---	-------	-------	---	-----

OPPONENTS	41	9	27	5	40:40	24/29	0	360
-----------	----	---	----	---	-------	-------	---	-----

2-Pt. Conversions:	TEAM	0-1	OPPONENTS	1-1
--------------------	------	-----	-----------	-----

RUSHING	No	Yds	Avg	Lg	TD
---------	----	-----	-----	----	----

Salaam	296	1074	3.6	42	10
--------	-----	------	-----	----	----

Green	107	570	5.3	38	3
-------	-----	-----	-----	----	---

Tillman	29	78	2.7	9	0
---------	----	----	-----	---	---

Conway	5	77	15.4	20	0
--------	---	----	------	----	---

A. Johnson	6	30	5.0	11	0
------------	---	----	-----	----	---

Kramer	35	39	1.1	11	1
--------	----	----	-----	----	---

T. Carter	10	14	1.4	7	0
-----------	----	----	-----	---	---

Timpson	3	28	9.3	16	1
---------	---	----	-----	----	---

Flanagan	1	0	0.0	0	0
----------	---	---	-----	---	---

BEARS	492	1930	3.9	42	15
-------	-----	------	-----	----	----

OPPONENTS	405	1441	3.6	29	9
-----------	-----	------	-----	----	---

RECEIVING	No	Yds	Avg	Lg	TD
-----------	----	-----	-----	----	----

Graham	82	1301	15.9	51	4
--------	----	------	------	----	---

Conway	62	1037	16.7	76	12
--------	----	------	------	----	----

T. Carter	40	529	8.2	27	1
-----------	----	-----	-----	----	---

Green	28	246	8.8	28	0
-------	----	-----	-----	----	---

Jennings	25	217	8.7	20	6
----------	----	-----	-----	----	---

Timpson	24	289	12.0	36	2
---------	----	-----	------	----	---

Wetnight	24	193	8.0	22	2
----------	----	-----	-----	----	---

A. Johnson	13	86	6.6	18	0
------------	----	----	-----	----	---

Salaam	7	56	8.0	18	0
--------	---	----	-----	----	---

Gedney	5	52	10.4	15	0
--------	---	----	------	----	---

Faulkerson	2	22	11.0	12	0
------------	---	----	------	----	---

Flanagan	2	6	3.0	4	2
----------	---	---	-----	---	---

R. Harris	1	4	4.0	4	0
-----------	---	---	-----	---	---

BEARS	315	3818	12.2	76	29
-------	-----	------	------	----	----

OPPONENTS	374	4240	11.3	99	27
-----------	-----	------	------	----	----

PUNTING	No	Yds	Avg	Net	Bt	In	Lg	B
Sauerbrun	55	2080	37.8	31.1	6	16	61	0
O'Neill	3	89	29.7	26.7	0	0	39	0
BEARS	58	2169	37.4	30.9	6	16	61	0
OPPONENTS	62	2311	37.3	31.8	8	21	57	2

INTS	No	Yds	Avg	Lg	TD
------	----	-----	-----	----	----

Woodford	4	21	5.3	16	0
----------	---	----	-----	----	---

Minterfield	3	37	12.3	37	0
-------------	---	----	------	----	---

Joseph	2	31	15.5	31	0
--------	---	----	------	----	---

Lincoln	1	32	32.0	32	0
---------	---	----	------	----	---

M. Carter	2	20	10.0	15	0
-----------	---	----	------	----	---

Mangum	1	2	2.0	2	0
--------	---	---	-----	---	---

Minter	1	2	2.0	2	1
--------	---	---	-----	---	---

Cox	1	1	1.0	1	0
-----	---	---	-----	---	---

Marshall	1	0	0.0	0	0
----------	---	---	-----	---	---

BEARS	16	146	9.1	37	1
-------	----	-----	-----	----	---

OPPONENTS	10	203	20.3	98	1
-----------	----	-----	------	----	---

KO RETURNS	No	Yds	Avg	Lg	TD
------------	----	-----	-----	----	----

N. Lewis	42	904	21.5	52	0
----------	----	-----	------	----	---

Timpson	18	420	23.3	51	0
---------	----	-----	------	----	---

T. Carter	3	24	8.0	9	0
-----------	---	----	-----	---	---

Green	3	29	9.7	19	0
-------	---	----	-----	----	---

Lundy LG	3	39	13.0	17	0
----------	---	----	------	----	---

Lundy TM	1	11	11.0	11	0
----------	---	----	------	----	---

Primus	2	39	19.5	22	0
--------	---	----	------	----	---

Tillman	1	20	20.0	20	0
---------	---	----	------	----	---

Graham	1	12	12.0	12	0
--------	---	----	------	----	---

BEARS	71	1459	20.5	61	0
-------	----	------	------	----	---

OPPONENTS	72	1570	21.8	54	0
-----------	----	------	------	----	---

PUNT RET.	Ret	FC	Yds	Avg	Lg	TD
-----------	-----	----	-----	-----	----	----

Graham	23	14	183	8.0	39	0
--------	----	----	-----	-----	----	---

Lundy	1	0	-4	-4.0	-4	0
-------	---	---	----	------	----	---

BEARS	24	14	179	7.5	39	0
-------	----	----	-----	-----	----	---

OPPONENTS	28	13	257	9.2	62	1
-----------	----	----	-----	-----	----	---

FGs	1-19	20-29	30-39	40-49	50+
-----	------	-------	-------	-------	-----

Butler	0/0	16/19	5/6	2/4	0/2
--------	-----	-------	-----	-----	-----

BEARS	0/0	16/19	5/6	2/4	0/2
-------	-----	-------	-----	-----	-----

OPPONENTS	0/0	7/7	6/6	10/14	1/2
-----------	-----	-----	-----	-------	-----

Butler:	(21G) (20G) (24G) (37G) (22G) (27G) ()
---------	---

(23G) (25G) (21G) (20G) (28G) (28G) (22G) (47G) (35G) ()

(40G) (27G) (44G) () (39G) (25G) (52G) (27G) (34G) (37G) (31G) (27G) (26G) (23G) (40G) (27G) (28G) (37G) ()

OPPONENTS () (32G) (38G) (43G) (40G) (45G) (25G) (21G) (49G) (47G) (49G) (40G) (54G) (46G) (39G) (22G) (43G) (40G) (46G) (24G) () (43B) (25G) (22G) (42G) (36G) (38G) (37G) (39G) (42G) (50G) ()

DEFENSE	T	S	A	FF	FR	PD	Sa	Int
---------	---	---	---	----	----	----	----	-----

M. Carter	158	97	61	2	1	10	0	2
-----------	-----	----	----	---	---	----	---	---

Can	119	73	46	0	0	5	0	0
-----	-----	----	----	---	---	---	---	---

Smith	111	72	39	1	1	3	4	0
-------	-----	----	----	---	---	---	---	---

Carrier	103	63	40	0	1	15	0	0
---------	-----	----	----	---	---	----	---	---

Minter	99	55	44	1	0	4	0	1
--------	----	----	----	---	---	---	---	---

Cox	84	46	38	0	0	5	0	1
-----	----	----	----	---	---	---	---	---

Zorich	79	38	41	1	1	0	0	0
--------	----	----	----	---	---	---	---	---

Flanagan	77	46	31	0	0	1	11	0
----------	----	----	----	---	---	---	----	---

Lincoln	73	61	12	0	0	12	1	1
---------	----	----	----	---	---	----	---	---

Minterfield	72	49	23	0	0	10	0	0
-------------	----	----	----	---	---	----	---	---

SACKS:	Flanagan 11.0, Spellman 8.5, Smith 4.0, Thacker 4.0, A. Fontenot 2.5, Lincoln 1.0, Mangum 1.0, Simpson 1.0, Zorich 1.0
--------	--

TEAM 35.0, OPPONENTS 15.0

Bears	Opp
TOTAL FIRST DOWNS	340 316
Rushing	116 81
Passing	201 212
Penalty	23 23
3rd Down Made/Att	88/207 101/217
3rd Down Pct.	42.5 46.5
4th Down Made/Att	13/19 10/17
4th Down Pct.	68.4 58.8
POSSESSION AVG.	29:55 30:05
TOTAL NET YARDS	5673 5442
Avg. Per Game	354.6 340.1
Total Plays	1030 1035
Avg. Per Play	5.5 5.3
NET YARDS RUSHING	1930 1441
Avg. Per Game	120.6 90.1
Total Rushes	492 405
NET YARDS PASSING	3743 4001
Avg. Per Game	233.9 250.1
Sacked/Yards Lost	15/95 35/239
Gross Yards	3838 4240
Att./Completions	523/315 595/374
Completion Pct.	60.2 62.9
Had Intercepted	10 16
PUNTS/AVERAGE	58/37.4 62/37.3
NET PUNTING AVG.	58.0/39.9 62.3/41.8
PENALTIES/YARDS	71/601 104/821
FUMBLES/BALL LOST	26/16 25/13
TOUCHDOWNS	46 41
Rushing	15 9
Passing	29 27
Returns	2 5

PASSING	Att	Cmp	Yds	Cmp%	Yd/Att	TD	TD%	Int	Int%	Lg	Sack/Lost	Rating
Kramer	477	275	3011	57.7	6.31	14	2.9	14	2.9	781	25/149	74.0
Minter	103	53	420	51.5	4.08	0	0.0	6	5.8	34	16/92	37.7
Stenstrom	14	8	70	57.1	5.00	0	0.0	2	14.3	18	2/19	31.0
Conway	1	0	0	0.0	0.00	0	0.0	0	0.0	0	0/0	19.6
BEARS	595	336	3501	56.5	5.88	14	2.4	22	3.7	781	43/260	66.1
OPPONENTS	476	273	3289	57.4	6.91	25	5.3	13	2.7	891	38/259	84.8

USUAL STARTERS

Offense	Defense
WR ... Jeff Graham	RE ... John Thierly
LT ... Andy Hook	RT ... Chris Zorich
LG ... Todd Perry	LT ... Jim Flanagan
C ... Jerry Fontenot	LE ... Alonzo Spellman
RG ... Jay Leeuwenburg	WLB ... Ron Cox
RT ... James Williams	MLB ... Joe Cain
TE ... Keith Jennings	SLB ... Vinson Smith
WR ... Curtis Conway	RCB ... Jeremy Lincoln
QB ... Erik Kramer	LCB ... Donnell Woolford
RB ... Rashaan Salaam	FS ... Marty Carter
FB ... Tony Carter	SS ... Mark Carrier

History

Bears All-Time Results



1996 CHICAGO BEARS STATISTICS

Record: 7-9, .438

Third Place, NFC Central

Head Coach: Dave Wannstedt

09/02	W	22-6	DALLAS 63,076
09/08	L	3-10	at Washington 52,711
09/15	L	14-20	MINNESOTA 61,301
09/22	L	16-35	at Detroit 70,022
09/29	W	19-17	OAKLAND 57,062
10/06	L	6-37	GREEN BAY 65,480
10/13	L	24-27	at New Orleans 43,512
10/28	W	15-13	at Minnesota 58,143
11/03	W	13-10	TAMPA BAY 58,727
11/10	L	12-17	at Denver 75,355
11/17	L	10-14	at Kansas City 56,762
11/24	W	31-14	DETROIT 77,864
12/01	L	17-28	at Green Bay 59,682
12/08	W	35-9	ST. LOUIS 45,075
12/14	W	27-14	SAN DIEGO 49,763
12/22	L	19-34	at Tampa Bay 51,572

	Bears	Opp
TOTAL FIRST DOWNS	300	295
Rushing	104	87
Passing	176	183
Penalty	20	25
3rd Down: Made/Att	78/231	79/206
3rd Down Pct	33.8	38.3
4th Down: Made/Att	20/28	8/14
4th Down Pct	71.4	57.1
POSSESSION AVG.	30.51	29.09
TOTAL NET YARDS	4905	4884
Avg. Per Game	306.6	305.3
Total Plays	1046	981
Avg. Per Play	4.7	5.0
NET YARDS RUSHING	1720	1617
Avg. Per Game	107.5	101.1
Total Rushes	472	427
NET YARDS PASSING	3185	3267
Avg. Per Game	199.1	204.2
Sacked Yards Lost	23/165	30/209
Gross Yards	3350	3476
Att./Completions	551/318	524/314
Completion Pct.	57.7	59.9
Had Intercepted	18	17
PUNTS/AVERAGE	78/44.8	76/40.1
NET PUNTING AVG.	78/14.9	76/14.0
PENALTIES/YARDS	103/808	113/849
FUMBLES/BALL LOST	25/9	29/11
TOUCHDOWNS	31	37
Rushing	9	13
Passing	19	21
Returns	3	3

	PASSING	Att	Cmp	Yds	Cmp%	Yd/Att	TD	Int	Int%
Krieg	377	226	2278	59.9	6.04	14	37	12	3.2
Kramer	150	73	781	48.7	5.21	3	2.0	6	4.0
Matthews	17	13	158	76.5	9.29	1	3.9	0	0.0
Sternstrom	4	3	37	75.0	9.25	0	0.0	0	0.0
Sauerbrun	2	2	63	100.0	31.50	0	0.0	0	0.0
Conway	1	1	33	100.0	33.00	1	100.0	0	0.0
BEARS	551	318	3350	57.7	6.08	19	3.4	18	3.3
OPPONENTS	524	314	3476	59.9	6.63	21	4.0	17	3.2

Score by Period	1	2	3	4	OT	Tot
BEARS	20	89	57	67	0	283
OPPONENTS	48	140	62	55	0	305

SCORING	TDs:Ru-Pa-RK-PAT	FG	S	Pts
Jaeger	0 0 0 0 0	23/23	19/23	0 80
Conway	7 0 7 0 0			0 42
Engram	6 0 6 0 0			0 36
R. Harris	5 4 7 0 0			0 70
Salaam	4 3 1 0 0			0 24
Huerta TM	0 0 0 0 0	3/3	4.7	0 15
Cox	1 0 0 1 0			0 6
Faulkerson	1 0 1 0 0			0 6
Flanagan	1 0 1 0 0			0 6
Krieg	1 1 0 0 0			0 6
Lowery	1 0 0 1 0			0 6
Matthews	1 1 0 0 0			0 6
Spears	1 0 1 0 0			0 6
Wright	1 0 1 0 0			0 6
Woodford	1 0 0 1 0			0 6
BEARS	31 9 19 3	26/26	230/0	1283
OPPONENTS	37 13 21 3	35/36	16/23	0 305

2-Pt. Conversions: TEAM 0-5, OPPONENTS 0-1

RUSHING	No	Yds	Avg	Lg	TD
R. Harris	194	748	3.9	23	4
Salaam	143	406	2.8	32	3
Green	60	249	4.2	19	0
Hicks	27	92	3.4	23	0
Conway	8	50	6.3	19	0
T. Carter	11	43	3.9	21	0
Timmons	3	21	7.0	13	0
Krieg	16	12	0.8	2	1
Kramer	8	4	0.5	1	0
Sauerbrun	1	3	3.0	1	0
Matthews	1	2	2.0	2	1
BEARS	472	1720	3.6	32	9
OPPONENTS	427	1617	3.8	63	13

RECEIVING	No	Yds	Avg	Lg	TD
Conway	81	1049	12.9	50	7
Timmons	62	802	12.9	49	0
T. Carter	41	233	5.7	29	0
Engram	33	389	11.8	24	6
R. Harris	32	296	9.3	47	1
Wright	21	223	10.6	38	1
Green	33	78	6.0	18	0
Neely	9	92	10.2	21	0
Salaam	7	44	6.3	11	1
Jennings	6	36	6.0	20	0
Cash	4	42	10.5	14	0
Ja. Jackson	4	39	9.8	14	0
Krieg	1	5	5.0	3	0
Faulkerson	1	1	1.0	1	1
Flanagan	1	1	1.0	1	1
Spears	1	1	1.0	1	1
Hicks	1	-1	-1.0	-1	0
BEARS	318	3350	10.5	50	19
OPPONENTS	314	3476	11.1	62	21

	TD%	Int%	Lg	Sack/Lost	Rating	
4	3.7	12	3.2	53	14/104	76.7
3	2.0	6	4.0	58	7/53	54.3
1	3.9	0	0.0	26	1/3	124.1
0	0.0	0	0.0	28	1/5	103.1
0	0.0	0	0.0	47	0/0	118.8
1	100.0	0	0.0	33	0/0	158.3
9	3.4	18	3.3	58	23/165	73.4
1	4.0	17	3.2	62	30/209	79.5

PUNTING	No	Yds	Avg	Net	Tb	In	Lg	B
Sauerbrun	78	3491	44.8	34.6	12	15	72	0
BEARS	78	3491	44.8	34.6	12	15	72	0
OPPONENTS	73	3047	40.1	34.0	9	25	60	1

INTS	No	Yds	Avg	Lg	TD
Woodford	6	37	6.2	28	1
M. Carter	3	34	11.3	29	0
Marshall	2	20	10.0	20	0
Carrier	2	0	0.0	0	0
W. Harris	2	0	0.0	0	0
Burton	1	11	11.0	11	0
Minter	1	5	5.0	5	0
BEARS	17	107	6.3	29	1
OPPONENTS	18	94	5.2	27	0

KO RETURNS	No	Yds	Avg	Lg	TD
Ja. Jackson	27	619	22.9	60	0
Engram	25	580	23.2	45	0
Faulkerson	4	67	13.8	20	0
Marshall	0	75	—	75	0
BEARS	56	1337	23.9	88	0
OPPONENTS	52	1115	21.4	90	1

PUNT RET.	Ret	FC	Yds	Avg	Lg	TD
Engram	31	19	282	9.1	34	0
BEARS	31	19	282	9.1	34	0
OPPONENTS	42	12	527	12.5	88	2

FGs	1-19	20-29	30-39	40-49	50+
Jager	0/0	4/4	3/4	12/15	0/0
Huerta	0/0	0/0	3/5	1/2	0/0
BEARS	0/0	4/4	6/9	13/17	0/0
OPPONENTS	0/0	6/7	4/4	3/9	3/3
Huertas	(31), (35N), (42), (46), (47), (49N), (44N)				
Jager	(11), (146G), (44G), (24G), (40G), (30G)				
(40G), (41G), (28G), (32N), (44N), (46N), (41G), (44G)					
(27G), (47N), (23G), (35G), (48G), (40G), (42G), (34G), (11)					
(45G), (40G), (11)					
OPPONENTS	(28G), (43N), (28G), (50G), (45N), (33G), (34G), (11), (28G), (32G), (34G), (34G), (41G), (43G), (48G)				
(45G), (24G), (11), (46N), (45N), (25G), (48N), (26N)					
(50G), (22G)					

DEFENSE									
(Top 10)	T	S	A	FF	FR	PD	Sa	Int	
M. Carter	180	102	78	1	0	14	0	3	
Cain	124	68	56	3	0	1	1	0	
W. Harris	113	91	20	2	2	18	0	2	
Minter	106	36	50	1	0	4	1	1	
Cox	99	56	43	1	3	2	3	0	
Smith	89	48	41	0	2	1	1	0	
Woodford	78	63	15	0	0	20	0	6	
Spellman	78	46	32	3	0	2	8	0	
Flanagan	78	43	35	0	0	1	5	0	
Carrier	76	40	36	1	1	7	0	2	
SACKS: Spellman 8.0, Flanagan 5.0, A. Fontenot 4.5, Cox 3.0, Thierry 2.0, Minterfield 1.5, Minter 1.5, Simpson 1.5, Cain 1.0, Mangum 1.0, Smith 1.0									
TEAM 30.0, OPPONENTS 23.0									

USUAL STARTERS

Offense	Defense
WR ... Curtis Conway	RE ... Alonzo Spellman
LT ... Andy Heck	RT ... Carl Simpson
LG ... Todd Perry	LT ... Jim Flanagan
C ... Jerry Fontenot	LE ... Albert Fontenot
RG ... Todd Burger	WLB ... Vinson Smith
RT ... James Williams	MLB ... Bryan Cox
TE ... Keith Jennings	SLB ... Joe Cain
WR ... Michael Timmons	RCB ... Walt Harris
QB ... Dave Krieg	LCB ... Donnell Woodford
RB ... Raymont Harris	SS ... Marty Carter
FB ... Tony Carter	FS ... Mark Carrier

RANKINGS

Team Stats	Bears	avg	rank
Total Yards	4905	306.6	21
Rushing Yards	1720	107.5	16
Passing Yards	3185	199.1	19
Points Scored	283	17.7	-
	Opp	avg	rank
Total Yards	4884	305.3	12
Rushing Yards	1617	101.1	11
Passing Yards	3267	204.2	14
Points Scored	305	19.1	-

1997 CHICAGO BEARS STATISTICS

Record: 4-12, .250

Fifth Place, NFC Central

Head Coach: Dave Wannstedt

09/01	L	24-38	at Green Bay	60,766
09/07	L	24-27	MINNESOTA	59,263
09/14	L	7-12	DETROIT	59,147
09/21	L	3-31	at New England	59,873
09/28	L	3-27	at Dallas	64,082
10/05	L	17-20	NEW ORLEANS	58,865
10/12	L	23-24	GREEN BAY	62,212
10/27	W	36-33	at Miami	73,156
11/02	L	8-31	WASHINGTON	53,032
11/09	L	22-29	at Minnesota	63,443
11/16	L	15-23	N.Y. JETS	45,642
11/23	W	13-7	TAMPA BAY	43,955
11/27	L	20-35	at Detroit	77,904
12/07	W	20-3	BUFFALO	39,784
12/14	W	13-10	at St. Louis	66,030
12/21	L	15-31	at Tampa Bay	70,930

		Bears	Opp
TOTAL FIRST DOWNS		305	281
Rushing		94	97
Passing		188	156
Penalty		23	28
3rd Down Made/Att		91/253	60/189
3rd Down Pct		36.0	31.2
4th Down Made/Att		14/22	3/9
4th Down Pct		63.6	33.3
POSSESSION AVG		33.00	26.52
TOTAL NET YARDS		4987	4888
Avg. Per Game		311.7	305.5
Total Plays		1128	935
Avg. Per Play		4.4	3.2
NET YARDS RUSHING		1746	1858
Avg. Per Game		109.1	116.1
Total Rushes		490	421
NET YARDS PASSING		3241	3030
Avg. Per Game		202.6	189.4
Sacked/Yards Lost		43/260	38/259
Gross Yards		3501	3289
Att./Completions		595/336	476/273
Completion Pct		56.5	57.4
Htd Intercepted		22	13
PUNTS/AVERAGE		96/42.5	81/43.5
NET PUNTING AVG		96/32.6	81/36.6
PENALTIES/YARDS		107/867	93/765
FUMBLES/BALL LOST		11/19	25/17
TOUCHDOWNS		28	50
Rushing		14	28
Passing		14	25
Returns		0	7

PASSING	Att	Cmp	Yds	Cmp%	Yd/Att	TD%	Int%	Lg	Sack/Lost	Rating
Kramer	477	275	3011	57.7	6.31	14	2.9	781	25/149	74.0
Mirer	103	53	420	51.5	4.08	0	0.0	58	34	16.92
Stenstrom	14	8	70	57.1	5.00	0	0.0	2	14/3	21.9
Conway	1	0	0	0.0	0.00	0	0.0	0	0	0.0
BEARS	595	336	3501	56.5	5.88	14	2.4	781	43/260	66.1
OPPONENTS	476	273	3289	57.4	6.91	25	5.3	13	2.7	891

Score by Period	1	2	3	4	OT	Tot
BEARS	61	72	36	91	3	263
OPPONENTS	78	123	107	113	0	421

SCORING	TDs:Ru-Pa-RK-PAT	FG	S	Pts
Jaeger	0 0 0 0	20/20	21/26	0 83
R. Harris	10 10 0 0	0	0	60
Proehl	7 0 7 0	0	0	44
Penn	3 0 3 0	0	0	18
Engram	2 0 2 0	0	0	14
Kramer	2 2 0 0	0	0	12
Autry	1 1 0 0	0	0	8
Mirer	1 1 0 0	0	0	8
Conway	1 0 1 0	0	0	6
Wemight	1 0 1 0	0	0	6
Flanigan	0 0 0 0	0	0	2

BEARS	28	14	14	0	20/20	21/26	1	263
OPPONENTS	50	18	25	7	45/45	24/32	0	421
2-Pt. Conversions: Autry, Engram, Flanigan, Mirer, Proehl, TEAM 5-8, OPPONENTS 2-5								

RUSHING	No	Yds	Avg	Lg	TD
R. Harris	275	1033	3.8	681	10
Autry	112	519	4.6	17	1
Salaam	31	112	3.6	17	0
Kramer	27	87	3.2	21	2
Mirer	20	78	3.9	20	1
T. Carter	9	56	6.2	16	0
Harrison LG	10	26	2.6	14	0
Harrison TM	2	8	4.0	4	0
Conway	3	17	5.7	10	0
Hicks	4	14	3.5	8	0
Smith	1	12	12.0	12	0
Sauerbrun	2	8	4.0	8	0
Hughes	1	5	5.0	7	0
La Bel	1	0	0.0	0	0
Penn	1	-1	-1.0	-1	0
BEARS	490	1746	3.6	681	14
OPPONENTS	421	1858	4.4	76	18

RECEIVING	No	Yds	Avg	Lg	TD
Proehl	58	753	13.0	781	7
Penn	47	576	12.3	33	1
Wemight	46	464	10.1	34	1
Engram	45	399	8.9	23	2
Conway	30	476	15.9	551	1
R. Harris	28	115	4.1	16	0
Tom Carter	24	152	6.3	19	0
Harrison LG	18	197	10.9	27	0
Harrison TM	2	8	4.0	6	0
Jennings	14	164	11.7	23	0
Bowens	12	146	12.2	21	0
Autry	9	49	5.4	14	0
Allred	8	70	8.8	18	0
Hughes	8	68	8.5	16	0
Smith	2	22	11.0	12	0
Salaam	2	20	10.0	18	0
T. Allen	1	9	9.0	9	0
BEARS	336	3501	10.4	781	14
OPPONENTS	273	3289	12.0	891	25

PUNTING	No	Yds	Avg	Net	TB	In	Lg	B
Sauerbrun	95	4099	42.7	32.8	11	26	67	0
Jaeger	1	18	18.0	18.0	0	0	18	0
BEARS	96	4077	42.5	32.6	11	26	67	0
OPPONENTS	81	3876	47.8	36.6	12	28	72	0

INTS	No	Yds	Avg	Lg	TD
W. Harris	5	30	6.0	12	0
Tom Carter	3	12	4.0	12	0
Mangum	2	4	2.0	4	0
Marshall TM	2	0	0	0	0
Marshall	1	14	14.0	14	0
BEARS	13	60	4.6	14	0
OPPONENTS	22	328	14.9	381	1

KO RETURNS	No	Yds	Avg	Lg	TD
Hughes	43	1008	23.4	58	0
Bowens	19	396	20.8	36	0
Smith	10	196	19.6	28	0
Allred	2	21	10.5	11	0
Tom Carter	2	14	7.0	19	0
Engram	2	27	13.5	20	0
Harrison LG	1	16	16.0	16	0
Wemight	1	9	9.0	9	0
Marshall TM	0	3	—	3	0
BEARS	79	1694	21.4	58	0
OPPONENTS	52	1237	23.8	69	0

PUNT RET.	Ret	FC	Yds	Avg	Lg	TD
Hughes	36	7	258	7.2	19	0
Proehl	8	1	59	7.4	12	0
Dolaney	1	0	0	0.0	0	0
Engram	1	0	4	4.0	4	0
BEARS	46	8	321	7.0	19	0
OPPONENTS	52	16	727	14.0	331	2

FGs	1-19	20-29	30-39	40-49	50+
Jaeger	0/0	8/9	8/10	4/6	1/1
BEARS	0/0	8/9	8/10	4/6	1/1
OPPONENTS	0/0	9/9	12/12	3/9	0/2
Jaeger's (2G) (39G) (1) (38G) (21G) (23G) (41G) (39G) (21G) (47G) (35G) (1) (29G) (22G) (36G) (34N) (32N) (32G) (25G) (41N) (52G) (32G) (45N) (41G) (38G) (22H) (27G) (20G) (1)					
OPPONENTS (38G) (36G) (29G) (33G) (40N) (28G) (42N) (23G) (31G) (29G) (32G) (27G) (33G) (23G) (30G) (48G) (37G) (1) (38G) (53N) (48N) (34G) (36G) (34G) (50N) (40N) (40G) (29G) (31N) (43G) (40N) (28G) (20G)					

DEFENSE	(Top 10)	T	S	A	FF	FR	PD	Sa	Int
Mangum	149	79	69	0	2	9	1	2	
M. Carter	142	81	59	1	0	6	1	1	
Mirer	134	69	58	1	3	7	6	0	
H. Cox	133	77	50	1	1	5	5	0	
W. Harris	94	75	13	4	1	19	0	5	
R. Cox	89	44	13	1	0	2	1	0	
Flanigan	81	45	28	2	2	0	6	0	
Simpson	61	26	30	0	0	5	4	5	0
Tom Carter	56	49	7	0	0	19	0	3	
Reeves	52	24	27	0	1	0	0	5	0

SACKS: Flanigan 6.0, Mirer 6.0, H. Cox 5.0, Simpson 4.5, Thomas 4.5, Marshall TM 3.0, Thierry 3.0, Spellman 2.0, M. Carter 1.0, R. Cox 1.0, Mangum 1.0, Gramann 0.5, Reeves 0.5

TEAM 38.0, OPPONENTS 43.0

USUAL STARTERS

Offense	Defense
WR... Bobby Engram	RE... Carl Reeves
LT... Andy Heck	RT... Carl Simpson
LG... Todd Perry	LT... Jim Flanigan
C... Chris Wilkmal	LE... John Thierry
RG... Todd Burger	WLB... Barry Mirer
RT... James Williams	MLB... Bryan Cox
TE... Keith Jennings	SLB... Ron Cox
WR... Ricky Proehl	RCB... Walt Harris
QB... Erik Kramer	LCB... Tom Carter
RB... Raymont Harris	SS... Marty Carter
FB... Tony Carter	FS... John Mangum

RANKINGS

Team Stats	Bears	avg	rank
Total Yards	4987	311.7	17
Rushing Yards	1746	109.1	16
Passing Yards	3241	202.6	16
Points Scored	263	16.4	-

	Opp	avg	rank
Total Yards	4888	305.5	12
Rushing Yards	1858	116.1	19
Passing Yards	3030	189.4	11
Points Scored	421	26.3	-

History

Bears All-Time Results

1998 CHICAGO BEARS STATISTICS

Record: 4-12

Fifth Place, NFC Central
Head Coach: Dave Wannstedt

09/06	L	23-24	JACKSONVILLE	55,614
09/13	L	12-17	at Pittsburgh	59,084
09/20	L	15-27	at Tampa Bay	64,328
09/27	L	28-31	MINNESOTA	57,783
10/04	W	31-27	DETROIT	55,562
10/11	L	7-20	at Arizona	47,860
10/18	W	13-12	DALLAS	59,201
10/25	W	23-20	at Tennessee	40,089
11/08	L	12-20	ST. LOUIS	50,263
11/15	L	3-26	at Detroit	63,152
11/22	L	13-20	at Atlanta	60,804
11/29	L	17-31	TAMPA BAY	51,918
12/06	L	22-48	at Minnesota	64,247
12/13	L	20-26	at Green Bay	59,813
12/20	W	24-3	BALTIMORE	40,853
12/27	L	13-16	GREEN BAY	58,393

Bears Opp

TOTAL FIRST DOWNS	264	300
Rushing	89	121
Passing	184	155
Penalty	21	24
3rd Down Made/Att	75/215	80/196
3rd Down Pct	34.9	40.8
4th Down Made/Att	11/25	7/16
4th Down Pct	44.0	50.0
POSSESSION AVG	29.26	30.34
TOTAL NET YARDS	4766	5103
Avg Per Game	297.9	318.9
Total Plays	979	963
Avg Per Play	4.9	5.3
NET YARDS RUSHING	1713	1875
Avg Per Game	107.1	117.2
Total Runs	454	479
NET YARDS PASSING	3053	3228
Avg Per Game	190.8	201.8
Sacked Yards Lost	31/224	28/175
Gross Yards	3277	3401
Att/Completions	494/284	456/292
Completion Pct	57.5	64.0
Had Intercepted	13	14
PUNTS/AVERAGE	80/42.6	72/42.8
NET PUNTING AVG	40/36.5	72/35.7
PENALTY YARDS	36/714	102/852
FUMBLES/LOST	29/21	33/14
TOUCHDOWNS	30	42
Rushing	9	17
Passing	16	27
Returns	5	3

PASSING	Att	Cmp	Yds	Cmp%	Yd/Att	TD	Int%	Int%	Lg	Sack/Lost	Rating	
Kramer	250	151	1823	60.4	7.29	9	3.6	7	28	79	10/71	83.3
Stenstrom	196	112	1252	57.1	6.39	4	2.0	6	31	48	19/137	70.4
Moreno	43	19	166	44.2	3.86	1	2.3	0	20	21	2/16	62.7
Bennett	2	1	18	50.0	9.00	1	50.0	0	18	0	0	120.8
Horan	2	1	18	50.0	9.00	1	50.0	0	18	0	0	120.8
Conway	1	0	0	0.0	0.00	0	0.0	0	0	0	0	39.6
BEARS	494	284	3277	57.5	6.63	16	3.2	13	2.6	79	31/224	77.5
OPPONENTS	456	292	3401	64.0	7.46	27	5.9	14	3.1	98	28/173	93.5

Score by Period	1	2	3	4	OT	Tot
BEARS	51	95	53	77	0	276
OPPONENTS	61	104	116	87	0	368

SCORING	TDs	Ru	Pa	RK	PAT	FG	S	Pts
Jaeger	0	0	0	0	27/28	21/26	0	90
Englam	3	0	5	0			0	30
Penn	1	0	3	0			0	20
Conway	1	0	1	0			0	20
Midam	3	0	0	0			0	18
J. Allen	2	1	1	0			0	12
Bennett	2	2	0	0			0	12
Chancy	2	2	0	0			0	12
Stenstrom	2	2	0	0			0	12
Wetnight	2	0	2	0			0	12
Bowens	1	0	1	0			0	6
Hallack	3	1	0	0			0	6
W. Harris	1	0	0	1			0	6
Kramer	1	1	0	0			0	6
S. Lee	1	0	0	1			0	6
M. Robinson	1	0	1	0			0	6
Thierry	0	0	0	0			1	2
BEARS	30	9	16	5	27/28	21/26	2	276
OPPONENTS	42	12	27	3	36/38	26/31	0	368

2-Pl. Conversions: Penn. TEAM 1-2; OPP. 0.

NUNS 1-4

RUSHING	No	Yds	Avg	Lg	TD
Bennett	173	611	3.5	43	2
Epis	133	497	3.7	29	0
J. Allen	58	270	4.7	57	1
Chancy	29	122	4.2	14	2
Stenstrom	18	79	4.4	14	2
Conway	5	48	9.6	29	0
Hallack	13	41	3.2	14	1
Kramer	13	17	1.3	8	1
Moreno	4	9	2.3	0	0
Midam	4	8	2.0	3	0
Moore	3	8	2.7	6	0
Englam	3	3	1.0	3	0
BEARS	454	1713	3.8	57	9
OPPONENTS	479	1875	3.9	50	12

RECEIVING	No	Yds	Avg	Lg	TD
Englam	64	987	15.4	79	5
Conway	54	733	13.6	47	3
Penn	31	448	14.5	37	3
Bennett	28	209	7.5	31	0
Hallack	25	166	6.6	16	0
Wetnight	23	168	7.3	30	2
Mayes	23	217	9.5	22	0
Chancy	11	192	17.5	15	0
J. Allen	8	77	9.6	53	1
Eno	6	20	3.3	7	0
Bowens	5	69	13.8	44	1
M. Robinson	4	44	11.0	28	1
Midam	4	57	14.3	17	0
BEARS	284	3277	11.5	79	16
OPPONENTS	292	3401	11.6	98	21

PUNTING	No	Yds	Avg	Net	TB	In	Lg	B
Horan	64	2643	41.3	35.4	4	12	57	0
Sasserbrun	15	741	49.4	42.1	3	6	71	0
Jaeger	1	27	27.0	27.0	0	0	27	0
BEARS	80	3411	42.6	36.5	7	18	71	0
OPPONENTS	72	3084	42.8	35.7	11	20	68	1

INTS	No	Yds	Avg	Lg	TD
W. Harris	4	41	10.3	26	1
Collins	3	29	9.7	28	0
T. Carter	2	20	10.0	19	0
Minter	3	17	17.0	17	0
Thierry	1	14	14.0	14	0
Parrish	1	8	8.0	8	0
Cowan	1	0	0.0	0	0
S. Harris	1	0	0.0	0	0
BEARS	14	129	9.2	28	1
OPPONENTS	13	146	11.2	33	1

KO RETURNS	No	Yds	Avg	Lg	TD
Midam	62	1550	25.0	94	2
Chancy	2	18	9.0	18	0
Bowens	1	19	19.0	19	0
Wiegman	1	8	8.0	8	0
BEARS	66	1595	24.2	94	2
OPPONENTS	55	1097	19.9	40	0

PUNT RET.	Ret	FC	Yds	Avg	Lg	TD
Midam	23	15	291	11.6	93	1
BEARS	25	15	291	11.6	93	1
OPPONENTS	38	19	349	9.2	53	1

FGs	1-19	20-29	30-39	40-49	50+
Jaeger	2/2	8/9	9/10	1/4	1/1
BEARS	2/2	8/9	9/10	1/4	1/1
OPPONENTS	2/2	12/12	3/4	7/10	2/3
Jaeger	(45G, 35G, 42N, 19G)	(19G, 36G)	(26G, 29G, 32G)	(142G)	(122G, 19G, 39G, 26G, 34N, 33G)
BEARS	(31G)	(31G, 43N)	(35G, 32G)	(33G)	(111G, 120G)
OPPONENTS	(29G, 48N, 21G)	(150G)	(29G, 51N, 47G)	(49G, 48N, 40G)	(23G, 23G, 19G, 19G, 49B)
BEARS	(24G, 33G)	(24G, 25G)	(50G, 44G)	(28G)	(30G, 20G)
OPPONENTS	(35G, 43G, 40G, 24G)	(45G, 17G)	(39N, 18G)		

DEFENSE (Top 10)	T	S	A	FF	FR	PD	Sa	Int
M. Carter	159	101	58	0	2	5	0	0
Minter	140	93	44	2	3	2	1	1
Parrish	111	70	35	5	2	7	1	1
S. Harris	107	70	35	1	0	2	1	1
Wells	98	51	44	0	0	3	3	0
Flanagan	86	34	42	1	1	0	8.5	0
W. Harris	85	65	19	1	1	21	0	4
Cowan	73	55	17	1	2	18	0	1
McDonald	57	36	18	2	0	4	1	0
Lee	57	50	54	1	1	0	2	0

SACKS: Flanagan 8.5, Thomas TM 4.5, Thierry 3.5, Wells 3.0, S. Lee 2.0, Gramano 1.0, S. Harris 1.0, McDonald 1.0, Minter 1.0, Parrish 1.0, Reeves 1.0, B. Robinson 0.5.

TEAM 28.0, OPPONENTS 31.0

USUAL STARTERS

Offense	Defense
WR - Bobby Engram	RE - Shawn Lee
LT - Andy Hack	RT - Mike Wells
LG - Todd Perry	LT - Jim Flanagan
C - Casey Wiegman	LE - John Thierry
RG - Chris Villarrial	WLB - Sean Harris
RT - James Williams	MLB - Barry Minter
TE - Alonzo Mayes	SLB - Rico McDonald
WR - Curtis Conway	RCB - Walt Harris
QB - Erik Kramer	LCB - Terry Cousin
RB - Edgar Bennett	SS - Marty Carter
FB - Ty Hallock	FS - Tony Parrish

RANKINGS

Team Stats	Bears	avg	rank
Total Yards	4766	297.9	21
Rushing Yards	1713	107.1	17
Passing Yards	3053	190.8	23
Points Scored	276	17.3	-
Opp	Bears	avg	rank
Total Yards	5103	318.9	14
Rushing Yards	1875	117.2	19
Passing Yards	3228	201.8	15
Points Scored	368	23	-

1999 CHICAGO BEARS STATISTICS

Record: 6-10, .375

Fifth Place, NFC Central

Head Coach: Dick Jauron

09/12	W	20-17	KANSAS CITY	66,944
09/19	L	13-14	SEATTLE	66,944
09/26	L	17-24	at Oakland	50,455
10/03	W	14-10	NEW ORLEANS	66,944
10/10	W	24-22	at Minnesota	64,107
10/17	L	16-20	PHILADELPHIA	66,944
10/24	L	3-6	at Tampa Bay	65,283
10/31	L	22-48	at Washington	77,621
11/07	W	14-13	at Green Bay	59,867
11/14	L	24-27 at	MINNESOTA	66,944
11/21	W	23-20 at	at San Diego	56,055
11/25	L	17-21	at Detroit	77,905
12/05	L	19-35	GREEN BAY	66,944
12/19	W	28-10	DETROIT	66,944
12/26	L	12-34	at St. Louis	65,941
01/02	L	6-20	TAMPA BAY	66,944

Score by Period	1	2	3	4	OT	Tot
BEARS	52	69	84	64	3	272
OPPONENTS	64	135	47	93	3	342

SCORING	Tds	Rs	Pa	RK	PAT	FG	S	Pts
M. Robinson	9	0	4	0	0	0	54	54
Bennell	0	0	0	0	17/18	11/18	0	50
Fries	5	3	2	0	0	0	50	50
Conway	4	0	4	0	0	0	24	24
Engram	4	0	4	0	0	0	24	24
Booker	3	0	3	0	0	0	18	18
Gwinets	0	0	0	0	3/3	4/8	0	15
Jacget	0	0	0	0	7/7	2/8	0	13
Allred	1	0	1	0	0	0	6	6
S. Harris	1	0	0	1	0	0	6	6
Holmes	0	0	0	0	0	2/2	0	6
Mayes	1	0	1	0	0	0	6	6
Milburn	1	1	0	0	0	0	6	6
Minter	1	0	0	1	0	0	6	6
Wetnight	1	0	1	0	0	0	6	6
McNown	0	0	0	0	0	0	2	2
BEARS	31	4	25	2	27/28	19/34	0	272
OPPOSITES	38	11	23	4	38/38	25/36	0	278

2-Pl. Conversions: McNown, TEAM 1-3, OPPOS-
NENTS 0-0.

PUNTING	No	Yds	Avg	Net	TB	In	Lg	B
Sauerbrunn	85	3478	40.9	35.4	10	20	65	0
BEARS	85	3478	40.9	35.4	10	20	65	0
OPPONENTS	80	3115	38.9	32.1	10	20	66	0

INTS	No	Yds	Avg	Lg	TD
Hudson	3	28	9.3	28	0
Minter	2	66	33.0	34	1
Cousan	2	1	0.5	1	0
Parriott	1	41	41.0	41	0
Burton	1	37	37.0	37	0
Carlier	1	36	36.0	36	0
Burns	1	15	15.0	15	0
Flanigan	1	6	6.0	6	0
S. Harris	1	0	0.0	0	0
W. Harris	1	-1	-1.0	-1	0
BEARS	14	229	16.4	41	1
OPPONENTS	22	359	16.3	88	2

KO RETURNS	No	Yds	Avg	Lg	TD
Milburn	61	1426	23.4	93	0
Bennett	3	53	17.7	20	0
Hallock	2	10	5.0	7	0
Tunnei	1	0	0.0	0	0
Wiegmann	1	2	2.0	2	0
BEARS	68	1491	21.9	93	0
OPPONENTS	57	948	16.6	56	0

PUNT RET.	Ret	FC	Yds	Avg	Lg TD
Milburn	30	19	346	11.5	54 0
BEARS	30	19	346	11.5	54 0
OPPONENTS	36	15	266	7.4	35 0

FGs	1-19	20-29	30-39	40-49	50+
Bornol	0.0	6.6	2.6	3.5	0.0
Jaeger	0.0	0.0	0.2	1.5	1.1
Growth	0.0	3.3	0.0	1.2	0.1
Holmes	0.0	0.0	2.2	0.0	0.0
BEARS	0.0	9.9	4.0	5.12	1.3
OPPONETS	0.0	12.14	8.11	3.6	2.5

Jagers: (+) (148N, 52G, 46N) (+) (25N) (49N, 48S,
41G, 37N) (+) (+) (+) (+) (+) (+) (+) (+)

Gowins: (21G, 24G) (50N, 29G, 43G, 48N) (+) (+)
(+) (+) (+) (+) (+) (+) (+) (+) (+) (+) (+)

Hofmes: (+) (+) (+) (+) (+) (+) (+) (+) (+) (+) (+)
(+) (39N, 31G)

OPPOSITES (27G, 38N) (+) (47G) (30G) (26G,
40G, 32G, 26G, 34G) (28G, 27G) (49G, 42N, 34G,
39N) (50G, 51G, 53H) (33G, 26G, 28B) (38G,
20N, 38G) (28G, 38B, 28G) (53N) (+) (24G, 50N)
(48N, 38G, 28G) (25G, 48B, 13G)

DEFENSE (Top 10)	T	S	A	FF	FR	PD	Sa	Int
Minter	149	93	51	2	1	3	2	2
Parrish	124	75	49	0	0	3	0	1
S. Harris	90	60	30	0	2	2	0	1

Wells	84	41	35	2	1	0	1	0
Holdman	75	49	22	2	1	0	2	0
McDonald	74	40	31	2	0	1	0.5	0
W. Harris	71	48	22	0	1	11	1	1
Hudson	65	39	24	1	0	4	1	3
Flanigan	63	34	20	3	1	1	6	1
B. Robinson	59	36	17	1	0	0	5	0

SACKS: Simmons 7.0, Flanagan 6.0, B. Robinson 5.0, Minter 3.0, Burton 3.0, Turner 2.8, Holdman 2.0, Davis 2.0, Colvin 2.0, Wells 1.0, W. Harris 1.0, Hudson 1.0, Smith 1.0, McDonald 0.5

TEAM 37.0, OPPONENTS 38.0

	Bears	Opp
TOTAL FIRST DOWNS	302	310
Rushing	82	89
Passing	203	196
Penalty	17	25
3rd Down Made/Att	91/247	93/221
3rd Down Pct	36.8	40.6
4th Down Made/Att	11/27	21/21
4th Down Pct	40.7	18.8
POSSESSION AVG	29.24	30.36
TOTAL NET YARDS	5523	5704
Avg Per Game	345.2	356.5
Total Plays	1118	1058
Avg Per Play	4.9	5.4
NET YARDS RUSHING	1387	1382
Avg Per Game	86.7	117.6
Total Rushes	396	438
NET YARDS PASSING	4136	3822
Avg Per Game	258.5	218.9
Sacked/Yards Lost	38/216	37/257
Gross Yards	4352	4079
Att. Completions	684/404	583/354
Completion Pct	59.1	60.7
Had Intercepted	22	14
PUNTS/AVERAGE	85/40.9	80/38.9
NET PUNTING YARD	85/35.4	80/32.1
PENALTIES/YARDS	117/915	89/720
FUMBLES/BALL LOST	32/15	29/19
TOUCHDOWNS	31	38
Rushing	4	11
Passing	25	23
Returns	2	

RUSHING	No	Yds	Avg	Lg	TD
Enos	287	916	3.2	19	3
McGown	32	160	5.0	18	0
Allen	32	119	3.7	13	0
Milburn	16	102	6.4	49 ¹	1
Matthews	14	31	2.2	14	0
Bennett	6	28	4.7	15	0
Ingram	2	11	5.5	9	0
Miller	3	9	3.0	9	0
Booker	1	8	8.0	8	0
Brooks	1	7	7.0	7	0
Conway	1	-2	-2.0	-2	0
Sauerbrun	1	-2	-2.0	-2	0
BEARS	396	1387	3.5	49	4
OPPONENTS	438	1882	4.3	76	11

RECEIVING	No.	Yds.	Avg.	Lg.	TD
Fogarty	88	947	10.8	56	4
M. Robinson	84	1400	16.7	80*	9
Enis	45	340	7.6	28	2
Conway	44	426	9.7	30†	4
Wetmgalt	38	277	7.3	22	1
Milburn	20	151	7.6	22	0
Booker	19	219	11.5	57†	3
Brooks	14	160	11.4	50	0
Bennett	14	116	8.3	34	0
Alfred	13	102	7.8	26	1
Allen	9	91	10.1	17	0
Mayes	8	82	10.3	24	1
Hallcock	6	22	3.7	7	0
	2	19	9.5	11	0
BEARS	404	4352	10.8	80†	23
OPPONENTS	354	4079	11.5	86†	25

PASSING	Att	Cmp	Yds	Cmp%	Yd/Att	TD	TD%	Int	Int%	Lg	Sack/Lost	Rating
Mathews	275	167	1645	60.7	5.98	10	3.6	6	2.2	56	13/79	80.6
McNown	235	127	1465	54.0	6.23	8	3.4	10	4.3	80	18/94	66.7
Miller	174	110	1242	63.2	7.14	7	4.0	6	3.4	77	7/43	83.5
BEARS	684	404	4152	59.1	6.36	25	3.7	22	3.2	80	38/216	76.6
OPPONENTS	583	354	4079	60.7	7.00	23	3.9	14	2.4	86	37/257	85.0

USUAL STARTERS

Offense		Defense	
WR	Bobby Engram	RE	Van Tuinei
LT	Blake Brockmeier	RT	Mike Wells
LG	Todd Perry	LT	Jim Flanigan
C	Clint Kneuz	LE	Bryan Robinson
RG	Chris Villanot	WLB	Barry Minier
RT	James Williams	MLB	Sean Harris
TE	Afonzo Mayes	SLB	Rico McDonald
WR	Marcus Robinson	RCB	Terry Cousin
QB	Shane Matthews	LCB	Walt Harris
RB	Curtis Enis	SS	Tony Pamish
FB	Ty Hallock	FS	Chris Hudson

RANKINGS

Team Stats	Bears	avg	rank
Total Yards	5523	345.2	8
Rushing Yards	1387	86.7	26
Passing Yards	4136	258.5	3
Points Scored	272	17.0	25

	Opp	avg	rank
Total Yards	5704	356.5	29
Rushing Yards	1882	117.6	23
Passing Yards	3822	238.9	29
Points Scored	341	21.3	20

History

Bears All-Time Results



2000 CHICAGO BEARS STATISTICS

Record: 5-11, .313

Fifth Place, NFC Central
Head Coach: Dick Jauron

09/03	L	27-30	at Minnesota	64,104
09/10	L	0-41	at Tampa Bay	65,569
09/17	L	7-14	N.Y. GIANTS	66,944
09/24	L	14-21	DETROIT	66,944
10/01	W	27-24	at Green Bay	59,869
10/08	L	10-31	NEW ORLEANS	66,944
10/15	L	16-28	MINNESOTA	66,944
10/22	L	9-13	at Philadelphia	65,553
11/05	W	27-24	INDIANAPOLIS	66,944
11/12	L	3-20	at Buffalo	72,420
11/19	W	13-10	TAMPA BAY	66,944
11/26	L	10-17	at N.Y. Jets	77,354
12/03	L	6-28	GREEN BAY	66,944
12/10	W	24-17	NEW ENGLAND	66,944
12/17	L	0-17	at San Francisco	68,306
12/24	W	23-20	at Detroit	71,957

	Bears	Opp
TOTAL FIRST DOWNS	239	297
Rushing	89	106
Passing	143	172
Penalty	7	19
3rd Down Made/Att	67/222	82/223
3rd Down Pct.	30.2	36.8
4th Down Made/Att	11/25	12/17
4th Down Pct.	44.0	70.6
POSSESSION AVG.	28.30	31.30
TOTAL NET YARDS	4541	5234
Avg. Per Game	283.8	327.1
Total Plays	993	1015
Avg. Per Play	4.6	5.1
NET YARDS RUSHING	1736	1827
Avg. Per Game	108.5	114.2
Total Rushes	417	469
NET YARDS PASSING	2805	3407
Avg. Per Game	175.3	212.9
Sacked Yards Lost	34/200	36/230
Gross Yards	3005	3637
Att./Completions	542/304	530/332
Completion Pct.	56.1	62.6
Ints. Intercepted	16	11
PLAYS AVERAGE	96/37.8	91/39.9
NET PUNTING AVG.	96/37.7	91/34.7
PENALTIES/YARDS	90/696	78/727
FUMBLES/BALL LOST	27/13	20/9
TOUCHDOWNS	22	43
Rushing	6	13
Passing	12	25
Returns	4	3

PASSING	Att	Cmp	Yds	Cmp%	Yd/Att	TD	TD%	Int	Int%	Lg	Sack/Lost	Rating
McNown	280	154	1646	55.0	5.88	8	2.9	9	3.2	68	27/169	68.5
Matthews	178	102	964	57.3	5.42	3	1.7	6	3.4	41	5/24	64.0
Miller	82	47	382	57.3	4.66	1	1.2	1	1.2	34	2/7	68.2
Aguar	1	1	13	100.0	13.0	0	0.0	0	0.0	13	0/0	118.8
Hartsell	1	0	0	0.0	0.00	0	0.0	0	0.0	0	0/0	39.6
BEARS	542	304	3005	56.1	5.54	12	2.2	16	3.0	68	34/200	67.0
OPPONENTS	530	332	3637	62.6	6.86	25	4.7	11	2.1	66	36/230	90.0

Score by Period	1	2	3	4	OT	Tot
BEARS	46	59	52	59	0	216
OPPONENTS	47	117	88	103	0	355

Edinger	0	0	0	0	21/21	21/27	0	84
M. Robinson	3	0	0	0			0	30
Allen	3	2	1	0			0	18
McNown	3	3	0	0			0	18
Booker	2	0	2	0			0	12
Kennison	2	0	2	0			0	12
Allred	1	0	1	0			0	6
Brown	1	0	0	1			0	6
Enns	1	1	0	0			0	6
W. Harris	1	0	0	1			0	6
McQuarters	1	0	0	1			0	6
Parrish	1	0	0	1			0	6
White	1	0	1	0			0	6

BEARS	22	6	12	4	21/21	21/27	0	216
OPPONENTS	43	15	25	3	41/41	18/26	0	355

2-PT. CONVERSIONS: TEAM 0-1, OPPONENTS 1-2

RUSHING	No	Yds	Avg	Lg	TD
Allen	290	1120	3.9	29	2
McNown	50	326	6.5	30	3
Enns	36	84	2.3	14	1
Barnes	15	81	5.4	20	0
Kennison	3	72	24.0	52	0
Matthews	10	35	3.5	14	0
M. Robinson	1	9	9.0	9	0
Milburn	1	6	6.0	6	0
Miller	7	5	0.7	3	0
Ingram	1	1	1.0	1	0
Booker	2	-1	-0.5	5	0
Bates	1	-2	-2.0	-2	0
BEARS	417	1736	4.2	52	6
OPPONENTS	469	1827	3.9	72	15

RECEIVING	No	Yds	Avg	Lg	TD
M. Robinson	55	738	13.4	68	5
Kennison	55	549	10.0	26	2
Booker	47	490	10.4	41	2
Allen	39	291	7.5	26	1
Brooks	26	216	8.3	27	0
Sinceno	23	206	9.0	28	0
Ingram	16	109	6.8	25	0
White	10	87	8.7	25	1
Allred	9	109	12.1	25	1
Enns	8	68	8.5	18	0
Bates	4	42	10.5	18	0
Mayes	4	40	10.0	19	0
Dragis	4	28	7.0	10	0
Wells	3	13	13.0	13	0
Milburn	3	8	8.0	8	0
Barnes	1	7	7.0	7	0
Lyman	1	4	4.0	4	0
BEARS	364	3005	9.9	68	12
OPPONENTS	332	3637	11.0	66	25

PUNTING	No	Yds	Avg	Net	YB	In	Lg	B
Aguar	52	2017	38.8	34.9	4	8	56	0
Bartholomew	44	1607	36.5	32.2	3	12	52	0
BEARS	96	3624	37.8	33.7	7	20	56	0
OPPONENTS	91	3629	39.9	34.7	8	29	59	0

INTS	No	Yds	Avg	Lg	TD
Parrish	2	81	27.0	38	1
W. Harris	2	35	17.5	35	1
Urlacher	2	19	9.5	19	0
McQuarters	1	61	61.0	61	1
Brown	1	35	35.0	35	1
Wells	1	21	21.0	21	0
Animah	1	2	2.0	2	0
BEARS	11	254	23.1	61	4
OPPONENTS	16	150	9.4	38	1

KO RETURNS	No	Yds	Avg	Lg	TD
Milburn	63	1468	23.3	38	0
Enns	2	30	15.0	19	0
Sinceno	1	12	12.0	12	0
Tucker	1	0	0.0	0	0
Turner	1	2	2.0	2	0
BEARS	68	1512	22.2	38	0
OPPONENTS	51	1105	21.7	48	0

PUNT RET.	Ret	FC	Yds	Avg	Lg	TD
Milburn	35	26	300	8.6	25	0
W. Harris	1	35	14	14.0	14	0
BEARS	36	27	314	8.7	25	0
OPPONENTS	36	23	251	7.0	25	0

FGs	1-19	20-29	30-39	40-49	50+
Edinger	1/1	5/5	7/9	6/10	2/2
BEARS	1/1	5/5	7/9	6/10	2/2
OPPONENTS	1/1	6/6	3/8	7/9	1/2

Edinger	(29G, 49G) (42N) (49N) (1) (19G, 42N, 47G) (30N, 38G) (22G) (25G, 33G, 40G) (41G, 37G) (24G) (34G, 38N, 48G) (39G) (32G, 46G) (24G, 47N) (1) (37G, 50G, 54G)
OPPONENTS	(35G, 38G, 45G) (50N, 23G, 47G) (34N, 41B, 31B) (32B) (42G) (44G) (1) (51G, 29G) (19G) (27G, 42G, 39N) (33G) (20G, 46N) (1) (40G) (33N, 28G) (41G, 26G)

DEFENSE (Top 10)	T	S	A	FF	FR	PD	Sa	Int
Urlacher	165	103	54	0	1	3	8	2
Brown	118	77	41	0	1	6	0	1
S. Harris	102	71	29	1	0	0	1	0
Parrish	101	64	33	2	0	8	2	3
Holdman	87	63	23	1	0	0	0	0
T. Smith	82	56	25	1	1	8	0	0
B. Robinson	77	52	20	0	0	9	4	5
Flanagan	64	30	30	0	1	0	4	0
Wells	64	29	34	0	0	1	1	1
Daniels	55	29	20	0	1	3	6	0

SACKS:	Urlacher 8.0, Daniels 6.0, B. Robinson 4.5, Flanagan 4.0, Colvin 3.0, Parrish 2.0, F. Smith 2.0, S. Harris 1.0, Wells 1.0, McQuarters 1.0, Turner 1.0, Culpepper 1.0, Wilson 1.0, Simmons 0.5
TEAM	56.0, OPPONENTS 34.0

USUAL STARTERS

Offense	Defense
WR ... Eddie Kennison	RE ... Philip Daniels
LT ... Blake Brockmeier	RT ... Mike Wells
LG ... Todd Perry	LT ... Jim Flanigan
C ... Olin Kreutz	LE ... Bryan Robinson
RG ... Chris Villanil	YLB ... Brian Urlacher
RT ... James Williams	SLB ... R. Collier's Harris
TE ... Kaseem Sinceno	RCB ... Thomas Smith
WR ... Marcus Robinson	LCB ... Walt Harris
QB ... Cade McNown	SS ... Tony Parrish
RB ... James Allen	FS ... Mike Brown
FB ... Curtis Enis	

RANKINGS

Team Stats	Bears	avg	rank
Total Yards	4542	283.8	23
Rushing Yards	1736	108.5	21
Passing Yards	2805	175.3	23
Points Scored	216	13.5	28
	Opp	avg	rank
Total Yards	5234	327.1	16
Rushing Yards	1827	114.2	19
Passing Yards	3407	212.9	17
Points Scored	355	22.2	20

2001 CHICAGO BEARS STATISTICS

Record: 13-3, .813

First Place, NFC Central
Head Coach: Dick Jauron

09/09	L	6-17	at Baltimore	69,365
09/23	W	17-10	MINNESOTA	66,944
10/07	W	31-3	at Atlanta	47,640
10/14	W	20-13	ARIZONA	66,944
10/21	W	24-0	at Cincinnati	63,408
10/28	W	37-31 (ot)	SAN FRANCISCO	66,944
11/04	W	27-21 (ot)	CLEVELAND	66,944
11/11	L	12-20	GREEN BAY	66,944
11/18	W	27-24	at Tampa Bay	65,612
11/25	W	13-6	at Minnesota	64,214
12/02	W	13-10	DETROIT	66,944
12/09	L	7-17	at Green Bay	59,869
12/16	W	27-3	TAMPA BAY	66,944
12/23	W	20-15	at Washington	78,884
12/30	W	24-0	at Detroit	76,067
01/06	W	33-13	JACKSONVILLE	66,944

PLAYOFFS

01/19	L	19-33	PHILADELPHIA	66,944
-------	---	-------	--------------	--------

	Bears	Opp
TOTAL FIRST DOWNS	277	277
Rushing	109	71
Passing	153	191
Penalty	24	15
3rd Down Made/Att	174/225	180/223
3rd Down Pct.	32.9	35.9
4th Down Made/Att	10/21	4/17
4th Down Pct.	47.6	23.5
POSSESSION AVG.	30:35	29:25
TOTAL NET YARDS	4694	4978
Avg. Per Game	293.4	311.1
Total Plays	1020	1023
Avg. Per Play	4.6	4.9
NET YARDS RUSHING	1742	1313
Avg. Per Game	108.9	82.1
Total Rushes	475	373
NET YARDS PASSING	2952	3665
Avg. Per Game	184.5	229.1
Sacked Yards Lost	171/120	48/294
Gross Yards	3072	3959
Att. Completions	528/315	602/355
Completion Pct.	59.7	59.0
Had Intercepted	16	20
PUNTS/AVERAGE	88/42.8	90/40.9
NET PUNTING AVG.	88/37.0	90/32.2
PENALTIES/YARDS	63/622	97/808
FUMBLES/BALL LOST	21/8	34/17
TOUCHDOWNS	37	21
Rushing	12	6
Passing	20	12
Returns	3	3

PASSING	Att	Cmp	Yds	Cmp%	Yd/Att	TD	TD%	Int	Int%	Lg	Sack/Lost	Rating
Miller	393	228	2299	57.7	5.82	13	3.3	10	2.5	66	11/72	74.9
Mathews	129	84	694	65.1	5.38	5	3.9	6	4.7	34	6/48	72.3
Booker	2	1	34	50.0	17.00	1	50.0	0	0.0	34	0/0	135.4
Johnson	1	1	18	100.0	18.00	0	0.0	0	0.0	18	0/0	118.8
Maynard	1	1	27	100.0	27.00	1	100.0	0	0.0	27	0/0	158.3
BEARS	528	315	3072	59.7	5.82	20	3.8	16	3.0	66	17/120	76.0
OPPONENTS	602	355	3959	59.0	6.58	12	2.0	20	3.3	60	48/294	71.4

USUAL STARTERS

Offense	Defense
WR ... Dez White	RE ... Phillip Daniels
LT ... Blake Brockmeier	RT ... Keith Traylor
LG ... Rex Tucker	LT ... Ted Washington
C ... Olin Kreutz	LE ... Bryan Robinson
RG ... Chris Villarrial	WLB ... Warrick Holdman
RT ... James Williams	MLB ... Brian Urlacher
TE ... Fred Baxter	SLB ... Roosevelt Colvin
WR ... Marty Booker	RCB ... R.W. McQuarters
QB ... Jim Miller	LCB ... Walt Harris
RB ... Anthony Thomas	SS ... Tony Parrish
FB ... Daimon Shelton	FS ... Mike Brown

RANKINGS

Team Stats	Bears	avg	rank
Total Yards	4694	293.4	xx
Rushing Yards	1742	108.9	xx
Passing Yards	2952	184.5	xx
Points Scored	338	xx	xx
	Opp	avg	rank
Total Yards	4978	311.1	xx
Rushing Yards	1313	82.1	xx
Passing Yards	3665	229.1	xx
Points Scored	203	xx	xx

Score by Period	1	2	3	4	OT	Tot
BEARS	38	96	71	121	12	338
OPPONENTS	48	71	71	53	0	203

SCORING

Player	TDs	Ru-Pa	RK	PAT	FG	S	Pts
Edinger	0	0	0	0	34	34	263
Booker	8	0	8	0	0	0	48
Thomas	7	7	0	0	0	0	44
Johnson	4	4	0	0	0	0	24
Terrell	4	4	0	0	0	0	24
Allen	2	1	1	0	0	0	12
Baxter	2	0	2	0	0	0	12
Brown	2	0	0	2	0	0	12
M. Robinson	2	0	2	0	0	0	12
Urlacher	2	0	1	1	0	0	12
Bates	1	0	1	0	0	0	6
Harris	1	0	0	1	0	0	6
McQuarters	1	0	0	1	0	0	6
Shelton	1	0	1	0	0	0	6

2-Pt. Conversions: Thomas, TEAM 1-1, OPPONENTS 1-1.

RUSHING

Thomas	278	118.3	4.3	46	7
Allen	135	46.9	3.5	19	1
Johnson	20	9.9	5.0	34	4
Booker	4	8	2.0	11	0
Mathews	4	5	1.3	3	0
Denson	1	4	4.0	4	0
Milburn TM	3	3	1.0	4	0
Maynard	1	-10	-10.0	-10	0
Müller	29	-19	-7	3	0
BEARS	475	1742	3.7	46	12
OPPONENTS	373	1313	3.5	29	6

RECEIVING

Player	No	Yds	Avg	Lg	TD
Booker	100	1071	10.7	66	8
White	45	428	9.5	32	0
Terrell	34	415	12.2	62	4
Allen	30	201	6.8	34	1
M. Robinson	23	269	11.7	34	2
Thomas	22	178	8.1	23	0
Baxter	22	148	6.7	19	2
Shelton	12	76	6.3	16	1
Davis	11	68	6.2	14	0
Bates	9	160	17.8	40	1
Milburn TM	3	9	3.0	7	0
Merritt	2	20	10.0	13	0
Urlacher	1	27	27.0	27	1
Johnson	1	0	0.0	0	0
BEARS	315	3072	9.8	66	20
OPPONENTS	355	3959	11.2	60	12

PUNTING

Maynard	87	5709	42.6	37.0	8	36	60	0
Edinger	1	34	34.0	34.0	0	1	34	0
BEARS	88	3743	42.5	37.0	8	37	60	0
OPPONENTS	90	3662	40.7	32.2	18	21	56	0

INTS

NTS	No	Yds	Avg	Lg	TD
Brown	5	81	16.2	33	2
Urlacher	3	60	20.0	41	0
McQuarters	3	47	15.7	43	0
Parrish	3	36	12.0	26	0
Colvin	2	22	11.0	14	0
Traylor	1	67	67.0	67	0
Harris	1	45	45.0	39	1
Azumah	1	14	14.0	14	0
Holdman	1	0	0.0	0	0
BEARS	20	372	18.6	67	3
OPPONENTS	16	187	11.7	97	1

KO RETURNS

NO	YDS	AVG	LG	TD	
Denson	25	534	23.2	37	0
Johnson	14	286	20.4	33	0
Milburn TM	6	152	25.3	37	0
Azumah	4	65	16.3	23	0
Dogins	1	6	6.0	6	0
Newkirk	1	8	8.0	8	0
Powell	1	1	1.0	1	0
Terrell	1	8	8.0	0	0
BEARS	52	1060	20.4	37	0
OPPONENTS	66	1353	20.5	39	0

PUNT RET.

Johnson	28	10	255	9.1	35	0
McQuarters	12	1	96	8.0	16	0
Milburn TM	4	3	33	8.3	20	0
Denson	1	0	5	5.0	5	0
Azumah	0	0	16	---	16	0
BEARS	45	14	405	9.0	35	0
OPPONENTS	45	14	327	7.3	32	0

FGs

	1-19	20-29	30-39	40-49	50+
Edinger	0/0	6/7	7/8	13/16	0/0
BEARS	0/0	6/7	7/8	13/16	0/0
OPPONENTS	0/0	7/7	5/7	6/14	0/0
Edinger	20G, 43N, 46G, 45G, 48N, 42G, 46G, 44G, 41G, 41G, 45N, 46G, 37G, 39N, 23N, 30G, 46G, 39G, 37G, 38G, 47G, 23G, 25G, 22G				

OPPONENTS (46N, 37G, 40G, 20G, 44N, 44G, 40G, 47G, 39N, 44B, 30G, 40G, 31G, 25G, 38G, 26G, 48N, 44G, 21G, 45N, 48N, 36G, 40N, 41N, 27G, 23G, 34G, 26G, 8, 36B)

DEFENSE

(Top 10)	T	S	A	FF	FR	PD	Sa	Int
Urlacher	148	92	46	1	2	4	6	0
Holdman	145	101	39	0	3	0	6	1
McQuarters	89	57	25	1	1	21	10	1
Brown	86	48	34	2	1	13	3	5
Parrish	80	47	28	0	2	7	1	0
Colvin	79	42	20	2	1	5	10	2
Robinson	72	39	25	2	1	12	4	5
Daniels	72	32	23	3	2	10	0	0
Harris	70	47	22	2	2	10	0	1
Green	68	46	19	2	0	4	3	0

SACKS: Colvin 10.5, Daniels 9.0, Urlacher 6.0, B. Robinson 4.5, Brown 3.0, Green 3.0, Azumah 2.0, Boone 2.0, Traylor 2.0, Holdman 1.5, Washington 1.5, McQuarters 1.0, Newkirk 1.0, Parrish 1.0.

TEAM 48.0, OPPONENTS 17.0

Series Records

Bears vs. the NFL

STADIUM CODES

A Atlanta Fulton Co. Stadium 3-4	G Olympic Stadium, Berlin, Germany *	PG Polo Grounds, New York 11-7-1
AD Dome at America's Center, St. Louis	GB City Stadium, Green Bay 21-16-4	PH Municipal Stadium, Philadelphia 3-0
AC Adelphi Coliseum	GD Georgia Dome, Atlanta 1-1	PI Forbes Field, Pittsburgh 6-2-1
AK Akron Rubber Bowl	H Astrodome, Houston 1-2	PO Portsmouth, OH 1-2-1
AN Anaheim Stadium 1-4	HG Haggemeister Park, Green Bay	PP Pro Player Stadium, Miami
B Memorial Stadium, Baltimore 6-11	I RCA Dome, Indianapolis 2-0	RJ Raymond James Stadium, Tampa 1-3
BA PSNet Stadium, Baltimore 0-1	IL University of Illinois, Champaign *	RK Rock Island, IL
BF Rich Stadium, Buffalo 1-3	JR Pro Player Stadium, Miami 1-0	S Soldier Field, Chicago 147-101-1
BK Baker Bowl, Philadelphia 1-0-1	JX Jacksonville Municipal Stad, FL 1-0	SC University of South Carolina *
BO Fenway Park, Boston 3-0-1	KC Arrowhead Stadium, Kansas City 2-2	SD Qualcomm Stadium, San Diego 1-3
BR Ebbets Field, Brooklyn	KZ Kiezer Stadium, San Francisco 8-10	SE Kingdome, Seattle 1-2
C Ericsson Stadium, Charlotte, NC *	LA Memorial Coliseum, LA 14-12-1	SF 3Com Park, San Francisco 4-8
CB Cleveland Browns Stadium *	LM Lambeau Field, Green Bay 15-19	SH Shibe Park, Philadelphia 1-1
CI Cinergy Field, Cincinnati 1-1	LN Wembley Stadium, London *	SI Staten Island, NY 1-4
CL Cleveland Stadium 6-9	M Metrodome, Minneapolis 9-10	SL Busch Stadium, St. Louis 1-5
CM Comiskey Park, Chicago 13-10	MI Orange Bowl, Miami 0-3	SP Jay Abi Stadium, Spokane, WA *
CN Fawcett Stadium, Canton, OH *	ML County Stadium, Milwaukee 0-1	SW Ullevi Stadium, Sweden *
CR Crosley Field, Cincinnati	MN Metropolitan Stad, Minneapolis 6-13	TB Houlihan's Stadium, Tampa 13-7
CS Chicago Stadium 1-0	MP Mills Park, Chicago 0-0-1	TL Tulane Stadium, New Orleans 2-0
D Briggs (Tiger) Stadium, Detroit 21-15	ND Notre Dame, IN *	TM Sun Devil Stadium, Tempe, AZ 2-1
DA Cotton Bowl, Dallas 1-0	NE Foxboro Stadium, MA 0-1	TR Three Rivers Stadium, Pittsburgh 1-3
DB Croke Park, Dublin, Ireland *	NJ Meadowlands, East Rutherford, NJ 4-2	TX Texas Stadium, Irving, TX 2-5
DC RFK Stadium, Washington, DC 3-5	NO Superdome, New Orleans 3-4	TW Trans World Dome, St. Louis, MO 1-1
DN Mile High Stadium, Denver 2-4	NP Normal Park, Chicago 2-1	UD University of Detroit Stadium 1-1
DS Dwyer Stadium, Northwestern U. 1-0	NY Yankee Stadium, New York 2-2-1	V Veterans Stadium, Philadelphia 4-4
FB Forbes Field, Pittsburgh 1-0	O Network Associates Coliseum, Oakland 1-2	VA Vanderbilt Stadium, Nashville, TN 0-1
FF FedEx Field, Washington, DC 1-1	P Pontiac Silverdome, Detroit 11-14	W Wrigley Field, Chicago 221-89-22
FR Franklin Field, Univ. of Penn 1-1	PB Paul Brown Stadium, Cincinnati 1-0	WA Griffith Stadium, Washington, DC 5-4
FR First Round Playoffs	CC Conference Championship	thu Thursday Night
SR Second Round Playoffs	NFL NFL Title Game	thank Thanksgiving Day
WC Wild Card Game	SB Super Bowl	sat Saturday
WCR Wild Card Round	+ Overtime	sn Sunday Night
DP Divisional Playoff	mnt Monday Night Football	* pre-season games only

ARIZONA CARDINALS

W-55

L-26

T-6

For several years the Bears and Cardinals shared Wrigley Field and Comiskey Park.

H designates the Bears as the home team; *V* designates the Bears as visitors.

1920 — Cardinals, 7-6 (H,NP) Staleys, 10-0 (V,W)	1935 — Tie, 7-7 (H,W) Bears, 13-0 (V,W)	1950 — Bears, 27-6 (H,W) Cardinals, 20-10 (V,CM)	
1921 — Tie, 0-0 (V,W)	1936 — Bears, 7-3 (H,W) Cardinals, 14-7 (V,W)	1951 — Cardinals, 28-14 (V,CM) Cardinals, 24-14 (H,W)	
1922 — Cardinals, 6-0 (V,CM) thank Cardinals, 9-0 (H,CM)	1937 — Bears, 16-7 (H,W) Bears, 42-28 (V,W)	1952 — Cardinals, 21-10 (V,CM) Bears, 10-7 (H,W)	
1923 — Bears, 3-0 (H,W) thank	1938 — Bears, 16-13 (V,S) Bears, 34-28 (H,W)	1953 — Cardinals, 24-17 (H,W) Bears, 29-7 (V,CM)	
1924 — Bears, 6-0 (H,W) Bears, 21-0 (V,CM) thank	1939 — Bears, 44-7 (H,W) Bears, 48-7 (V,CM)	1954 — Cardinals, 53-14 (V,CM) Bears, 10-3 (H,W)	
1925 — Cardinals, 9-0 (V,CM) Tie, 0-0 (H,W) thank	1940 — Cardinals, 21-7 (V,CM) Bears, 31-23 (H,W)	1955 — Bears, 14-6 (V,CM) Bears, 30-14 (H,W)	
1926 — Bears, 16-0 (V,W) Bears, 10-0 (H,S) Tie, 0-0 (H,W) thank	1941 — Bears, 53-7 (H,W) Bears, 34-24 (V,CM)	1956 — Bears, 31-7 (V,S) Bears, 34-13 (W)	
1927 — Bears, 9-0 (V,NP) Cardinals, 3-0 (H,W) thank	1942 — Bears, 41-14 (H,W) Bears, 21-7 (V,CM)	1957 — Cardinals, 24-17 (SL) Bears, 30-3 (W)	
1928 — Bears, 15-0 (V,NP) Bears, 34-0 (H,W) thank	1943 — Bears, 20-0 (H,W) Bears, 35-24 (V,CM)	1958 — Cardinals, 20-17 (SL) Bears, 27-10 (SL)	
1929 — Tie, 0-0 (H,W) Cardinals, 40-6 (V,CM)thank	1944 — Bears, 34-7 (H,W) Bears, 49-7 (V,FB)	1959 — Cardinals, 34-20 (S) Cardinals, 16-13 (SL)	
1930 — Bears, 32-6 (V,CM) Bears, 6-0 (H,W) thank	1945 — Cardinals, 16-7 (H,W) Bears, 28-20 (V,CM)	1960 — Bears, 17-10 (S) Bears, 42-6 (S)	
1931 — Bears, 26-13 (H,W) Bears, 18-7 (V,W) thank	1946 — Bears, 34-17 (V,CM) Cardinals, 35-28 (H,W)	1961 — Cardinals, 31-21 (TM) Bears, 19-16 (TM) +	
1932 — Tie, 0-0 (H,W) Bears, 34-0 (V,W) thank	1947 — Cardinals, 31-7 (V,CM) Cardinals, 30-21 (H,W)	1962 — Cardinals, 20-7 (TM) Bears, 20-13 (S)	
1933 — Bears, 12-9 (V,W) Bears, 22-6 (H,W) thank	1948 — Bears, 28-17 (V,CM) Cardinals, 24-21 (H,W)		
1934 — Bears, 20-0 (H,W) Bears, 17-6 (H,W)	1949 — Bears, 17-7 (V,CM) Bears, 52-21 (H,W)		

Series Records

Bears vs. the NFL

ATLANTA FALCONS

1966 — Bears, 23-6 (W)
 1967 — Bears, 23-14 (A)
 1968 — Falcons, 16-13 (W)
 1969 — Falcons, 48-31 (A)
 1970 — Bears, 23-14 (A)
 1972 — Falcons, 37-21 (S)
 1973 — Falcons, 46-6 (A)
 1974 — Falcons, 13-10 (A)

W-10 L-10

1976 — Falcons, 10-0 (S)
 1977 — Falcons, 16-10 (S)
 1978 — Bears, 13-7 (S)
 1980 — Falcons, 28-17 (A)
 1983 — Falcons, 20-17 (S)
 1985 — Bears, 36-0 (S)
 1986 — Bears, 13-10 (A)
 1990 — Bears, 30-24 (S)

1992 — Bears, 41-31 (S)
 1993 — Bears, 6-0 (S)
 1998 — Falcons, 20-13 (GD)
 2001 — Bears, 31-3 (GD)

BALTIMORE RAVENS

1998 — Bears, 24-3 (S)
 2001 — Ravens, 17-6 (BA)

W-1 L-1

BUFFALO BILLS

1970 — Bears, 31-13 (W)
 1974 — Bills, 16-6 (BF)
 1979 — Bears, 7-0 (BF)

W-5 L-3

1988 — Bears, 24-3 (S)
 1991 — Bills, 35-20 (BF)
 1994 — Bears, 20-13 (S)

1997 — Bears, 20-3 (S)
 2000 — Bills, 20-3 (BF)

CAROLINA PANTHERS

1995 — Bears, 31-27 (S)

W-1 L-0

CINCINNATI BENGALS

1972 — Bengals, 13-3 (S)
 1980 — Bengals, 17-14 (S) +
 1986 — Bears, 44-7 (CL)

W-3 L-4

1989 — Bears, 17-14 (S)
 1992 — Bengals, 31-28 (S) + sn
 1995 — Bengals, 16-10 (CL)

2001 — Bears, 24-0 (PB)

CLEVELAND BROWNS

1951 — Browns, 42-21 (CL)
 1954 — Browns, 39-10 (W)
 1960 — Browns, 42-0 (CL)
 1961 — Bears, 17-14 (W)

W-4 L-8

1967 — Browns, 24-0 (CL)
 1969 — Browns, 28-24 (W)
 1972 — Bears, 17-0 (CL)
 1980 — Browns, 27-21 (CL) mnf

1986 — Bears, 41-31 (S)
 1989 — Browns, 27-7 (CL) mnf
 1992 — Browns, 27-14 (CL)
 2001 — Bears, 27-21 (ot) (S)

DALLAS COWBOYS

1960 — Bears, 17-7 (W)
 1962 — Bears, 34-33 (DA)
 1964 — Cowboys, 24-10 (W)
 1968 — Cowboys, 34-3 (W)
 1971 — Bears, 23-19 (S)
 1973 — Cowboys, 20-17 (S)
 1976 — Cowboys, 31-21 (TX)

W-8 L-11

1977 — Cowboys, 37-7 (TX) WC
 1979 — Cowboys, 24-20 (TX)
 1981 — Cowboys, 10-9 (TX) thank
 1984 — Cowboys, 23-14 (S)
 1985 — Bears, 44-0 (TX)
 1986 — Bears, 24-10 (TX)
 1988 — Bears, 17-7 (S)

1991 — Cowboys, 17-13 (S) FR
 1992 — Cowboys, 27-14 (TX)
 1996 — Bears, 22-6 (S) mnf
 1997 — Cowboys, 27-3 (TX)
 1998 — Bears, 13-12 (S)

DENVER BRONCOS

1971 — Broncos, 6-3 (DN)
 1973 — Bears, 33-14 (DN)
 1976 — Broncos, 28-14 (S)
 1978 — Broncos, 16-7 (DN) mnf

W-5 L-6

1981 — Bears, 35-24 (S)
 1983 — Bears, 31-14 (S)
 1984 — Bears, 27-0 (S)
 1987 — Broncos, 31-29 (DN) mnf

1990 — Bears, 16-13 (DN) *
 1993 — Broncos, 13-3 (S) sat
 1996 — Broncos, 17-12 (DN)

Series Records

Bears vs. the NFL

DETROIT LIONS

1930 — Spartans, 7-6 (PO)
Bears, 14-6 (W)

1931 — Bears, 9-6 (W)
Spartans, 3-0 (PO)

1932 — Tie, 13-13 (W)
Tie, 7-7 (PO)
Bears, 9-0 (CS)

1933 — Bears, 17-14 (W)
Bears, 17-7 (PO)

1934 — Bears, 19-16 (UD)
Bears, 10-7 (W) thank

1935 — Tie, 20-20 (W)
Lions, 14-2 (D) thank

1936 — Bears, 12-10 (W)
Lions, 13-7 (D) thank

1937 — Bears, 28-20 (W)
Bears, 13-0 (D) thank

1938 — Lions, 13-7 (W)
Lions, 14-7 (D) thank

1939 — Lions, 10-0 (W)
Bears, 23-13 (D)

1940 — Bears, 7-0 (W)
Lions, 17-14 (UD)

1941 — Bears, 49-0 (W)
Bears, 24-7 (D)

1942 — Bears, 16-0 (W)
Bears, 42-0 (D)

1943 — Bears, 27-21 (D)
Bears, 35-14 (W)

1944 — Tie, 21-21 (W)
Lions, 41-21 (D)

1945 — Lions, 16-10 (D)
Lions, 35-28 (W)

1946 — Bears, 42-6 (W)
Bears, 45-24 (D)

1947 — Bears, 33-24 (W)
Bears, 34-14 (D) thank

1948 — Bears, 28-0 (W)
Bears, 42-14 (D)

1949 — Bears, 27-24 (W)
Bears, 28-7 (D) thank

1950 — Bears, 35-21 (D)
Bears, 6-3 (W)

1951 — Bears, 28-23 (D)
Lions, 41-28 (W)

1952 — Bears, 24-23 (W)
Lions, 45-21 (D)

1953 — Lions, 20-16 (W)
Lions, 13-7 (D)

W-81

1954 — Lions, 46-23 (D)
Bears, 28-24 (W)

1955 — Bears, 24-14 (D)
Bears, 21-20 (W)

1956 — Lions, 42-10 (D)
Bears, 36-21 (W)

1957 — Bears, 27-7 (D)
Lions, 21-13 (W)

1958 — Bears, 20-7 (D)
Bears, 21-16 (W)

1959 — Bears, 24-14 (D)
Bears, 25-14 (W)

1960 — Bears, 28-7 (W)
Lions, 36-0 (D)

1961 — Bears, 31-17 (D)
Lions, 16-15 (W)

1962 — Lions, 11-3 (D)
Bears, 3-0 (W)

1963 — Bears, 37-21 (D)
Bears, 24-14 (W)

1964 — Lions, 10-0 (W)
Bears, 27-24 (D) thank

1965 — Bears, 38-10 (W)
Bears, 17-10 (D)

1966 — Lions, 14-3 (D)
Tie, 10-10 (W)

1967 — Bears, 14-3 (W)
Bears, 27-13 (D)

1968 — Lions, 42-0 (D)
Lions, 28-10 (W)

1969 — Lions, 13-7 (D)
Lions, 20-3 (W)

1970 — Lions, 28-14 (D) mnf
Lions, 16-10 (W)

1971 — Bears, 28-23 (D)
Lions, 28-3 (S)

1972 — Lions, 14-0 (D)
Lions, 36-24 (S)

1973 — Lions, 30-7 (S)
Lions, 40-7 (D)

1974 — Bears, 17-9 (S)
Lions, 34-17 (D)

1975 — Lions, 27-7 (P)
Bears, 25-21 (S)

1976 — Bears, 10-3 (S)
Lions, 14-10 (P)

1977 — Bears, 30-20 (S)
Bears, 31-14 (P) thank

L-58

T-5

1978 — Bears, 19-0 (P)
Lions, 21-17 (S)

1979 — Bears, 35-7 (S)
Lions, 20-0 (P) thank

1980 — Bears, 24-7 (S)
Bears, 23-17 (P) + thank

1981 — Lions, 48-17 (P) mnf
Lions, 23-7 (S)

1982 — Lions, 17-10 (P)
Bears, 20-17 (S)

1983 — Lions, 31-17 (P)
Lions, 38-17 (S)

1984 — Bears, 16-14 (S)
Bears, 30-13 (P)

1985 — Bears, 24-3 (S)
Bears, 37-17 (P)

1986 — Bears, 13-7 (S)
Bears, 16-13 (P) mnf

1987 — Bears, 30-10 (S)
(2nd game cancelled)

1988 — Bears, 24-7 (P)
Bears, 13-12 (S)

1989 — Bears, 47-27 (P)
Lions, 27-17 (S)

1990 — Bears, 23-17 (S) +
Lions, 38-21 (P)

1991 — Bears, 20-10 (S)
Lions, 16-6 (P) thank

1992 — Bears, 27-24 (S)
Lions, 16-3 (P)

1993 — Bears, 10-6 (P) thank
Lions, 20-14 (S)

1994 — Lions, 21-16 (P)
Bears, 20-10 (S)

1995 — Lions, 24-17 (S)
Lions, 27-7 (P) mnf

1996 — Lions, 35-16 (P)
Bears, 31-14 (S)

1997 — Lions, 32-7 (S)
Lions, 55-20 (P) thank

1998 — Bears, 31-27 (S)
Lions, 26-3 (P) sn

1999 — Lions, 21-17 (P) thank
Bears, 28-10 (S)

2000 — Lions, 21-14 (S)
Bears, 23-20 (P)

2001 — Bears, 13-10 (S)
Bears, 24-0 (P)

DIVISIONAL CHALLENGE

The Chicago Bears have not beaten every team in their division in the same year since 1991. Last year, Chicago defeated three of its NFC Central rivals, but were unable to defeat the Minnesota Vikings. The Bears split a pair of games with the Buccaneers last season, snapping a six-game Buccaneer win streak in the series. Chicago finished the 2000 season with a 3-5 division record.

Series Records

Bears vs. the NFL

GREEN BAY PACKERS

1921 — Staleys, 20-0 (W)
 1923 — Bears, 3-0 (GB)
 1924 — Bears, 3-0 (W)
 1925 — Packers, 14-10 (GB)
 Bears, 21-0 (W)
 1926 — Tie, 6-6 (GB)
 Bears, 19-13 (W)
 Tie, 3-3 (W)
 1927 — Bears, 7-6 (GB)
 Bears, 14-6 (W)
 1928 — Tie, 12-12 (GB)
 Packers, 16-6 (W)
 Packers, 6-0 (W)
 1929 — Packers, 23-0 (GB)
 Packers, 14-0 (W)
 Packers, 25-0 (W)
 1930 — Packers, 7-0 (GB)
 Packers, 13-12 (W)
 Bears, 21-0 (W)
 1931 — Packers, 7-0 (GB)
 Packers, 6-2 (W)
 Bears, 7-6 (W)
 1932 — Tie, 0-0 (GB)
 Packers, 2-0 (W)
 Bears, 9-0 (W)
 1933 — Bears, 14-7 (GB)
 Bears, 10-7 (W)
 Bears, 7-6 (W)
 1934 — Bears, 24-10 (GB)
 Bears, 27-14 (W)
 1935 — Packers, 7-0 (GB)
 Packers, 17-14 (W)
 1936 — Bears, 30-3 (GB)
 Packers, 21-10 (W)
 1937 — Bears, 14-2 (GB)
 Packers, 24-14 (W)
 1938 — Bears, 2-0 (GB)
 Packers, 24-17 (W)
 1939 — Packers, 21-16 (GB)
 Bears, 30-27 (W)
 1940 — Bears, 41-10 (GB)
 Bears, 14-7 (W)
 1941 — Bears, 25-17 (GB)
 Packers, 16-14 (W)
Bears, 33-14 (W) CC
 1942 — Bears, 44-28 (GB)
 Bears, 38-7 (W)
 1943 — Tie, 21-21 (GB)
 Bears, 21-7 (W)
 1944 — Packers, 42-28 (GB)
 Bears, 21-0 (W)
 1945 — Packers, 31-21 (GB)
 Bears, 28-24 (W)
 1946 — Bears, 30-7 (GB)
 Bears, 10-7 (W)

W-84

L-73

T-6

1947 — Packers, 29-20 (GB)
 Bears, 20-17 (W)
 1948 — Bears, 45-7 (GB)
 Bears, 7-6 (W)
 1949 — Bears, 17-0 (GB)
 Bears, 24-3 (W)
 1950 — Packers, 31-21 (GB)
 Bears, 28-14 (W)
 1951 — Bears, 31-20 (GB)
 Bears, 24-13 (W)
 1952 — Bears, 24-14 (GB)
 Packers, 41-28 (W)
 1953 — Bears, 17-13 (GB)
 Tie, 21-21 (W)
 1954 — Bears, 10-3 (GB)
 Bears, 28-23 (W)
 1955 — Packers, 24-3 (GB)
 Bears, 52-31 (W)
 1956 — Bears, 37-21 (GB)
 Bears, 38-14 (W)
 1957 — Packers, 21-17 (GB)
 Bears, 21-14 (W)
 1958 — Bears, 34-20 (GB)
 Bears, 24-10 (W)
 1959 — Packers, 9-6 (GB)
 Bears, 28-17 (W)
 1960 — Bears, 17-14 (GB)
 Packers, 41-13 (W)
 1961 — Packers, 24-0 (GB)
 Packers, 31-28 (W)
 1962 — Packers, 49-0 (GB)
 Packers, 38-7 (W)
 1963 — Bears, 10-3 (GB)
 Bears, 26-7 (W)
 1964 — Packers, 23-12 (GB)
 Packers, 17-3 (W)
 1965 — Packers, 23-14 (LM)
 Bears, 31-10 (W)
 1966 — Packers, 17-0 (W)
 Packers, 13-6 (LM)
 1967 — Packers, 13-10 (LM)
 Packers, 17-13 (W)
 1968 — Bears, 13-10 (LM)
 Packers, 28-27 (W)
 1969 — Packers, 17-0 (LM)
 Packers, 21-3 (W)
 1970 — Packers, 20-19 (LM)
 Bears, 35-17 (W)
 1971 — Packers, 17-14 (S)
 Packers, 31-10 (LM)
 1972 — Packers, 20-17 (LM)
 Packers, 23-17 (S)
 1973 — Bears, 31-17 (LM)
 Packers, 21-0 (S)
 1974 — Bears, 10-9 (S) mnf
 Packers, 20-3 (ML)

1975 — Bears, 27-14 (S)
 Packers, 28-7 (LM)
 1976 — Bears, 24-13 (S)
 Bears, 16-10 (LM)
 1977 — Bears, 26-0 (LM)
 Bears, 21-10 (S)
 1978 — Packers, 24-14 (LM)
 Bears, 14-0 (S)
 1979 — Bears, 6-3 (S)
 Bears, 15-14 (LM)
 1980 — Packers, 12-6 (LM) +
 Bears, 61-7 (S)
 1981 — Packers, 16-9 (S)
 Packers, 21-17 (LM)
 1982 — *(both games cancelled
 by players' strike)*
 1983 — Packers, 31-28 (LM)
 Bears, 23-21 (S)
 1984 — Bears, 9-7 (LM)
 Packers, 20-14 (S)
 1985 — Bears, 23-7 (S) mnf
 Bears, 16-10 (LM)
 1986 — Bears, 25-12 (LM) mnf
 Bears, 12-10 (S)
 1987 — Bears, 26-24 (LM)
 Bears, 23-10 (S)
 1988 — Bears, 24-6 (LM)
 Bears, 16-0 (S)
 1989 — Packers, 14-13 (LM)
 Packers, 40-28 (S)
 1990 — Bears, 31-13 (LM)
 Bears, 27-13 (S)
 1991 — Bears, 10-0 (LM) thu
 Bears, 27-13 (S)
 1992 — Bears, 30-10 (LM)
 Packers, 17-3 (S)
 1993 — Packers, 17-3 (LM)
 Bears, 30-17 (S)
 1994 — Packers, 33-6 (S) mnf
 Packers, 40-3 (LM)
 1995 — Packers, 27-24 (S) mnf
 Packers, 35-28 (LM)
 1996 — Packers, 37-6 (S)
 Packers, 28-17 (LM)
 1997 — Packers, 38-24 (LM) mnf
 Packers, 24-23 (S)
 1998 — Packers, 26-20 (LM)
 Packers, 16-13 (S)
 1999 — Bears, 14-13 (LM)
 Packers, 35-19 (S)
 2000 — Bears, 27-24 (LM)
 Packers, 28-6 (S)
 2001 — Packers, 20-12 (S)
 Packers, 17-7 (LM)

HOUSTON TEXANS

W-0

L-0

T-0

Series Records

Bears vs. the NFL

INDIANAPOLIS COLTS

1953 — Colts, 13-9 (B)
Colts, 16-14 (W)
1954 — Bears, 28-9 (W)
Bears, 28-13 (B)
1955 — Colts, 23-17 (B)
Bears, 38-10 (W)
1956 — Colts, 28-21 (B)
Bears, 58-27 (W)
1957 — Colts, 21-10 (B)
Colts, 29-14 (W)
1958 — Colts, 51-38 (B)
Colts, 17-0 (W)
1959 — Bears, 26-21 (B)
Colts, 21-7 (W)

W-17 L-21

1960 — Colts, 42-7 (B)
Colts, 24-20 (W)
1961 — Bears, 24-10 (W)
Bears, 21-20 (B)
1962 — Bears, 35-15 (W)
Bears, 57-0 (B)
1963 — Bears, 10-3 (W)
Bears, 17-7 (B)
1964 — Colts, 52-0 (B)
Colts, 40-24 (W)
1965 — Colts, 26-21 (W)
Bears, 13-0 (B)
1966 — Bears, 27-17 (W)
Colts, 21-16 (B)

1967 — Colts, 24-3 (W)
1968 — Colts, 28-7 (B)
1969 — Colts, 24-21 (W)
1970 — Colts, 21-20 (B)
1975 — Colts, 35-7 (S)
1983 — Colts, 22-19 (B) +
1985 — Bears, 17-10 (S)
1988 — Bears, 17-13 (I)
1991 — Bears, 31-17 (I)
2000 — Bears, 27-24 (S)

JACKSONVILLE JAGUARS

1995 — Bears, 30-27 (JX)
1998 — Jaguars, 24-23 (S)

W-2 L-1

2001 — Bears, 33-13 (S)

KANSAS CITY CHIEFS

1973 — Chiefs, 19-7 (KC) mnf
1977 — Bears, 28-27 (S)
1981 — Bears, 16-13 (KC) +

W-5 L-3

1987 — Bears, 31-28 (S)
1990 — Chiefs, 21-10 (S) sat
1993 — Bears, 19-17 (KC)

1996 — Chiefs, 14-10 (KC)
1999 — Bears, 20-17 (S)

MIAMI DOLPHINS

1971 — Dolphins, 34-3 (MI) mnf
1975 — Dolphins, 46-13 (S)
1979 — Dolphins, 31-16 (MI)

W-3 L-5

1985 — Dolphins, 38-24 (MI) mnf
1988 — Bears, 34-7 (S)
1991 — Dolphins, 16-13 (S) +

1994 — Bears, 17-14 (JR)
1997 — Bears, 36-33 (JR) + mnf

MINNESOTA VIKINGS

1961 — Vikings, 37-13 (MN)
Bears, 52-35 (W)
1962 — Bears, 13-0 (MN)
Bears, 31-30 (W)
1963 — Bears, 28-7 (MN)
Tie 17-17 (W)
1964 — Bears, 34-28 (MN)
Vikings, 41-14 (W)
1965 — Bears, 45-37 (MN)
Vikings, 24-17 (W)
1966 — Bears, 13-10 (MN)
Bears, 41-28 (W)
1967 — Bears, 17-7 (MN)
Tie, 10-10 (W)
1968 — Bears, 27-17 (MN)
Bears, 26-24 (W)
1969 — Vikings, 31-0 (W)
Vikings, 31-14 (MN)
1970 — Vikings, 24-0 (W)
Vikings, 16-13 (MN)
1971 — Bears, 20-17 (MN)
Vikings, 27-10 (S)
1972 — Bears, 13-10 (S) mnf
Vikings, 23-10 (MN)
1973 — Vikings, 22-13 (S)
Vikings, 31-13 (MN)
1974 — Vikings, 11-7 (MN)
Vikings, 17-0 (S)

W-36 L-44

1975 — Vikings, 28-3 (MN)
Vikings, 13-9 (S) mnf
1976 — Vikings, 20-19 (MN)
Bears, 14-13 (S)
1977 — Vikings, 22-16 (MN) +
Bears, 10-7 (S)
1978 — Vikings, 24-20 (S) mnf
Vikings, 17-14 (MN)
1979 — Bears, 26-7 (S)
Vikings, 30-27 (MN)
1980 — Vikings, 34-14 (S)
Vikings, 13-7 (MN)
1981 — Vikings, 24-21 (MN)
Bears, 10-9 (S)
1982 — Vikings, 35-7 (M)
1983 — Vikings, 23-14 (S)
Bears, 19-13 (M)
1984 — Bears, 16-7 (S)
Bears, 34-3 (M)
1985 — Bears, 33-24 (M) thu
Bears, 27-9 (S)
1986 — Bears, 23-0 (S)
Vikings, 23-7 (M)
1987 — Bears, 27-7 (S)
Bears, 30-24 (M) sn
1988 — Vikings, 31-7 (S)
Vikings, 28-27 (M) mnf

T-2

1989 — Bears, 38-7 (S)
Vikings, 27-16 (M) sn
1990 — Bears, 19-16 (S)
Vikings, 41-13 (M)
1991 — Bears, 10-6 (S)
Bears, 34-17 (M) mnf
1992 — Vikings, 21-20 (M)
Vikings, 38-10 (S) mnf
1993 — Vikings, 10-7 (M)
Vikings, 19-12 (S) mnf
1994 — Vikings, 42-14 (S)
Vikings, 33-27 (M) + thu
Bears, 35-18 (M) FR
1995 — Bears, 31-14 (S)
Bears, 14-6 (M) mnf
1996 — Vikings, 20-14 (S)
Bears, 15-13 (M) mnf
1997 — Vikings, 27-24 (S)
Vikings, 29-22 (M)
1998 — Vikings, 31-28 (S)
Vikings, 48-22 (M) sn
1999 — Bears, 24-22 (M)
Vikings, 27-24 (S) +
2000 — Vikings, 30-27 (M)
Vikings, 28-16 (S)
2001 — Bears, 17-10 (S)
Bears, 13-6 (M)

Series Records

Bears vs. the NFL

NEW ENGLAND PATRIOTS

1973 — Patriots, 13-10 (S)
 1979 — Patriots, 27-7 (S)
 1982 — Bears, 26-13 (S)

NEW ORLEANS SAINTS

1968 — Bears, 23-17 (TL)
 1970 — Bears, 24-3 (TL)
 1971 — Bears, 35-14 (S)
 1973 — Saints, 21-16 (NO)
 1974 — Bears, 24-10 (S)
 1975 — Bears, 42-17 (NO)
 1977 — Saints, 42-24 (S)

NEW YORK GIANTS

1925 — Bears, 19-7 (PG)
 Giants, 9-0 (W)
 1926 — Bears, 7-0 (W)
 1927 — Giants, 13-7 (PG)
 1928 — Bears, 13-0 (W)
 1929 — Giants, 26-14 (W)
 Giants, 34-0 (PG)
 Giants, 14-9 (W)
 1930 — Giants, 12-0 (W)
 Bears, 12-0 (PG)
 1931 — Bears, 6-0 (W)
 Bears, 12-6 (PG)
 Giants, 25-6 (W)
 1932 — Bears, 28-8 (PG)
 Bears, 6-0 (W)
 1933 — Bears, 14-10 (W)
 Giants, 3-0 (PG)
 Bears, 23-21 (W) NFL

NEW YORK JETS

1974 — Jets, 23-21 (S)
 1979 — Bears, 23-13 (S)
 1985 — Bears, 19-6 (NJ) sat

OAKLAND RAIDERS

1972 — Raiders, 28-21 (O)
 1976 — Raiders, 28-27 (S)
 1978 — Raiders, 25-19 (S) +
 1981 — Bears, 23-6 (O)

W-4

1985 — Bears, 20-7 (S)
 Bears, 46-10 (NO) SB
 1988 — Patriots, 30-7 (NE)

L-5

1994 — Patriots, 13-3 (S) sat
 1997 — Patriots, 31-3 (NE)
 2000 — Bears, 24-17 (S)

W-11

1980 — Bears, 22-3 (S)
 1982 — Saints, 10-0 (S)
 1983 — Saints, 34-31 (NO) +
 1984 — Bears, 20-7 (S)
 1987 — Saints, 19-17 (S)
 1990 — Bears, 16-6 (S) FR
 1991 — Bears, 17-13 (NO)

L-9

1992 — Saints, 28-6 (NO)
 1994 — Bears, 17-7 (S)
 1996 — Saints, 27-24 (NO)
 1997 — Saints, 20-17 (S) sn
 1999 — Bears, 14-10 (S)
 2000 — Saints, 31-10 (S)

W-30

1934 — Bears, 27-7 (W)
 Bears, 10-9 (PG)
 Giants, 30-13 (PG) NFL
 1935 — Bears, 20-3 (PG)
 Giants, 3-0 (W)
 1936 — Bears, 25-7 (PG)
 1937 — Tie, 3-3 (PG)
 1939 — Giants, 16-13 (PG)
 1940 — Bears, 37-21 (PG)
 1941 — Bears, 37-9 (W) NFL
 1942 — Bears, 26-7 (PG)
 1943 — Bears, 56-7 (PG)
 1946 — Giants, 14-0 (PG)
 Bears, 24-14 (PG) NFL
 1948 — Bears, 35-14 (W)
 1949 — Giants, 35-28 (PG)
 1956 — Tie, 17-17 (NY)
 Giants, 47-7 (NY) NFL

L-20

T-2

1962 — Giants, 26-24 (W)
 1963 — Bears, 14-10 (W) NFL
 1965 — Bears, 35-14 (NY)
 1967 — Bears, 34-7 (W)
 1969 — Giants, 28-24 (NY)
 1970 — Bears, 24-16 (NY)
 1974 — Bears, 16-13 (S)
 1977 — Bears, 12-9 (NJ) +
 1985 — Bears, 21-0 (S) DP
 1987 — Bears, 34-19 (S) mnf
 1990 — Giants, 31-3 (NJ) SR
 1991 — Bears, 20-17 (S)
 1992 — Giants, 27-14 (S) mnf
 1993 — Giants, 26-20 (S)
 1995 — Bears, 27-24 (NJ)
 2000 — Giants, 14-7 (S)

W-4

1991 — Bears, 19-13 (S) + mnf
 1994 — Bears, 19-7 (NJ) sn
 1997 — Jets, 23-15 (S)

L-3

2000 — Jets, 17-10 (NJ)

W-4

1984 — Bears, 17-6 (S)
 1987 — Bears, 6-3 (LA)
 1990 — Raiders, 24-10 (LA)
 1993 — Raiders, 16-14 (S)

L-6

1996 — Bears, 19-17 (S)
 1999 — Raiders, 24-17 (O)

FRANCHISE MOVES

Arizona Cardinals played in Chicago 1920-59; played in St. Louis 1960-87; known as Phoenix 1988-93
 Cleveland Browns suspended operations in 1996; resumed play in 1999
 Detroit Lions known as Portsmouth Spartans prior to 1934
 Tennessee Titans played in Houston 1960-1996; retained nickname "Oilers" through 1998
 Indianapolis Colts played in Baltimore prior to 1984
 New England Patriots played in Boston prior to 1971
 Philadelphia Eagles played as a merged team with Pittsburgh in 1943 (one season only)
 Pittsburgh Steelers known as Pirates prior to 1941; merged with Philly for 1943 season and with the Chicago Cardinals (Card-Pitt) in 1944
 Oakland Raiders played in Los Angeles 1982-94
 St. Louis Rams played in Cleveland 1937-45; in Los Angeles 1946-94
 Washington Redskins known as Braves prior to 1933; played in Boston to 1936

Series Records

Bears vs. the NFL

PHILADELPHIA EAGLES

	W-26	L-8	T-1
1933 — Tie, 3-3 (BK)	1948 — Eagles, 12-7 (SH)		Bears, 17-14 (S)
1935 — Bears, 39-0 (BK)	1949 — Bears, 38-21 (W)		1986 — Bears, 13-10 (S) +
1936 — Bears, 17-0 (PH)	1955 — Bears, 17-10 (W)		1987 — Bears, 35-3, (V)
Bears, 28-7 (PH)	1961 — Eagles, 16-14 (FR)		1988 — Bears, 20-12 (S) DP
1938 — Bears, 28-6 (PH)	1963 — Bears, 16-7 (W)		1989 — Bears, 27-13 (S) mnf
1939 — Bears, 27-14 (W)	1968 — Bears, 29-16 (FR)		1993 — Bears, 17-6 (V)
1941 — Bears, 49-14 (SH)	1970 — Bears, 20-16 (DS)		1994 — Eagles, 30-22 (V) mnf
1942 — Bears, 45-14 (W)	1972 — Bears, 21-12 (V)		1995 — Bears, 20-14 (S)
1943 — Bears, 48-21 (W)	1975 — Bears, 15-13 (S)		1999 — Eagles, 20-16 (S)
1944 — Bears, 28-7 (FB)	1979 — Eagles, 27-17 (V) WC		2000 — Eagles, 13-9 (V)
1946 — Bears, 21-14 (W)	1980 — Eagles, 17-14 (V)		2001 — Eagles, 33-19 (S) DP
1947 — Bears, 40-7 (W)	1983 — Bears, 7-6 (V)		

PITTSBURGH STEELERS

	W-19	L-6	T-1
1934 — Bears, 28-0 (PI)	1945 — Bears, 28-7 (PI)		1980 — Steelers, 38-3 (TR)
1935 — Bears, 23-7 (PI)	1947 — Bears, 49-7 (W)		1986 — Bears, 13-10 (S) +
1936 — Bears, 27-9 (PI)	1949 — Bears, 30-21 (W)		1989 — Bears, 20-0 (TR)
Bears, 26-6 (W)	1958 — Steelers, 24-10 (PI)		1992 — Bears, 30-6 (S)
1937 — Bears, 7-0 (PI)	1959 — Bears, 27-21 (W)		1995 — Steelers, 37-34 (S) +
1939 — Bears, 32-0 (PI)	1963 — Tie, 17-17 (PI)		1998 — Steelers, 17-12 (TR)
1941 — Bears, 34-7 (W)	1967 — Steelers, 41-13 (PI)		
1943 — Bears, 48-21 (W)	1969 — Bears, 38-7 (W)		
1944 — Bears, 34-7 (W)	1971 — Bears, 17-15 (S)		
Bears, 49-7 (CM)	1975 — Steelers, 34-3 (TR)		

SAN DIEGO CHARGERS

	W-4	L-4	
1970 — Chargers, 20-7 (W)	1981 — Bears, 20-17 (S) +		1996 — Bears, 27-14 (S) sat
1974 — Chargers, 28-21 (SD)	1984 — Chargers, 20-7 (SD) mnf		1999 — Bears, 23-20 (SD) +
1978 — Chargers, 40-7 (SD) mnf	1993 — Bears, 16-13 (SD) sn		

SAN FRANCISCO 49ERS

	W-26	L-29	T-1
1950 — Bears, 32-20 (KZ)	1960 — Bears, 27-10 (W)		1972 — 49ers, 34-21 (S)
Bears, 17-0 (W)	49ers, 25-7 (KZ)		1974 — 49ers, 34-0 (S)
1951 — Bears, 13-7 (W)	1961 — Bears, 31-0 (W)		1975 — 49ers, 31-3 (SF)
1952 — 49ers, 40-16 (W)	49ers, 41-31 (KZ)		1976 — Bears, 19-12 (SF)
Bears, 20-17 (KZ)	1962 — Bears, 30-14 (KZ)		1978 — Bears, 16-13 (SF)
1953 — 49ers, 35-28 (W)	49ers, 34-27 (W)		1979 — Bears, 28-27 (SF)
49ers, 24-14 (KZ)	1963 — 49ers, 20-14 (KZ)		1981 — 49ers, 28-17 (SF)
1954 — 49ers, 31-24 (W)	Bears, 27-7 (W)		1983 — Bears, 13-3 (S)
Bears, 31-27 (KZ)	1964 — 49ers, 31-21 (KZ)		1984 — 49ers, 23-0 (SF) CC
1955 — 49ers, 20-19 (W)	Bears, 23-21 (W)		1985 — Bears, 26-10 (SF)
Bears, 34-23 (KZ)	1985 — 49ers, 52-24 (KZ)		1987 — 49ers, 41-0 (SF) mnf
1956 — Bears, 31-7 (W)	Bears, 61-20 (W)		1988 — Bears, 10-9 (S) mnf
Bears, 38-21 (KZ)	1966 — Tie 30-30 (W)		49ers, 28-3 (S) CC
1957 — 49ers, 21-17 (W)	49ers, 41-14 (KZ)		1989 — 49ers, 26-0 (SF)
49ers, 21-17 (KZ)	1967 — Bears, 26-14 (KZ)		1991 — 49ers, 52-14 (SF) mnf
1958 — Bears, 28-6 (W)	1968 — Bears, 27-19 (W)		1994 — 49ers, 44-15 (SF) SR
Bears, 27-14 (KZ)	1969 — 49ers, 42-21 (KZ)		2000 — 49ers, 17-0 (SF)
1959 — 49ers, 20-17 (KZ)	1970 — 49ers, 37-16 (W)		2001 — Bears, 37-31 (ot) (S)
Bears, 14-3 (W)	1971 — 49ers, 13-0 (SF)		

SEATTLE SEAHAWKS

	W-2	L-5	
1976 — Bears, 34-7 (SE)	1984 — Seahawks, 38-9 (SE)		1999 — Seahawks, 14-13 (S)
1978 — Seahawks, 31-29 (S)	1987 — Seahawks, 34-21 (S)		
1982 — Seahawks, 20-14 (SE)	1990 — Bears, 17-0 (S)		

ST. LOUIS RAMS

- 1937 — Bears, 20-2 (CL)
Bears, 15-7 (W)
1938 — Rams, 14-7 (W)
Rams, 23-21 (CL)
1939 — Bears, 30-21 (W)
Bears, 35-21 (CL)
1940 — Bears, 21-14 (CL)
Bears, 47-25 (W)
1941 — Bears, 48-21 (CL)
Bears, 31-13 (W)
1942 — Bears, 21-7 (CL)
Bears, 47-0 (W)
1944 — Rams, 19-7 (CL)
Bears, 28-21 (W)
1945 — Rams, 17-0 (CL)
Rams, 41-21 (W)
1946 — Tie, 28-28 (W)
Bears, 27-21 (LA)
1947 — Bears, 41-21 (LA)
Rams, 17-14 (W)
1948 — Bears, 42-21 (W)
Bears, 21-6 (LA)
1949 — Rams, 31-16 (W)
Rams, 27-24 (LA)
1950 — Bears, 24-20 (LA)
Bears, 24-14 (W)
Rams, 24-14 (LA) CC
1951 — Rams, 42-17 (W)

TAMPA BAY BUCCANEERS

- 1977 — Bears, 10-0 (TB)
1978 — Buccaneers, 33-19 (TB)
Bears, 14-3 (S)
1979 — Buccaneers, 17-13 (S)
Bears, 14-0 (TB)
1980 — Bears, 23-0 (S) mnf
Bears, 14-13 (TB) sat
1981 — Bears, 28-17 (S)
Buccaneers, 20-10 (TB)
1982 — Buccaneers, 26-23 (TB) *
1983 — Bears, 17-10 (S)
Bears, 27-0 (TB)
1984 — Bears, 34-14 (S)
Bears, 44-9 (TB)
1985 — Bears, 38-28 (S)
Bears, 27-19 (TB)

TENNESSEE TITANS

- 1973 — Bears, 35-14 (S)
1977 — Oilers, 47-0 (H)
1980 — Oilers, 10-6 (S)

WASHINGTON REDSKINS

- 1932 — Tie 7-7 (BO)
1933 — Bears, 7-0 (W)
Redskins, 10-0 (W)
1934 — Bears, 21-0 (BO)
1935 — Bears, 30-14 (BO)
1936 — Bears, 26-0 (BO)
1937 — Redskins, 28-21 (W) NFL
1938 — Bears, 31-7 (W)
1940 — Redskins, 7-3 (WA)
Bears, 73-0 (WA) NFL
1941 — Bears, 35-21 (W)
1942 — Redskins, 14-6 (WA) NFL
1943 — Redskins, 21-7 (WA)
Bears, 41-21 (W) NFL

W-48

L-33

T-3

- 1952 — Rams, 31-7 (LA)
Rams, 40-24 (W)
1953 — Rams, 38-24 (LA)
Bears, 24-21 (W)
1954 — Rams, 42-38 (LA)
Bears, 24-13 (W)
1955 — Bears, 31-20 (LA)
Bears, 24-3 (W)
1956 — Bears, 35-24 (LA)
Bears, 30-21 (W)
1957 — Bears, 34-26 (W)
Bears, 16-10 (LA)
1958 — Bears, 31-10 (W)
Rams, 41-35 (LA)
1959 — Rams, 28-21 (W)
Bears, 26-21 (LA)
1960 — Bears, 34-27 (W)
Tie, 24-24 (LA)
1961 — Bears, 21-17 (LA)
Bears, 28-24 (W)
1962 — Bears, 27-23 (LA)
Bears, 30-14 (W)
1963 — Bears, 52-14 (LA)
Bears, 6-0 (W)
1964 — Bears, 38-17 (W)
Bears, 34-24 (LA)
1965 — Rams, 30-28 (LA)
Bears, 31-6 (W)

W-33

L-15

- 1986 — Bears, 23-3 (TB)
Bears, 48-14 (S)
1987 — Bears, 20-3 (S)
Bears, 27-26 (TB)
1988 — Bears, 28-10 (S)
Bears, 27-15 (TB)
1989 — Buccaneers, 42-35 (TB)
Buccaneers, 32-31 (S)
1990 — Bears, 26-6 (TB)
Bears, 27-14 (S)
1991 — Bears, 21-20 (TB)
Bears, 27-0 (S) sat
1992 — Bears, 31-14 (S)
Buccaneers, 20-17 (TB)
1993 — Bears, 47-17 (S)
Buccaneers, 13-10 (TB)

W-4

L-4

- 1986 — Bears, 20-7 (H)
1989 — Oilers, 33-28 (S)
1992 — Oilers, 24-7 (H) mnf

W-22

L-19

T-1

- 1945 — Redskins, 28-21 (WA)
1946 — Bears, 24-20 (W)
1947 — Bears, 56-20 (WA)
1948 — Bears, 48-13 (W)
1949 — Bears, 31-21 (WA)
1951 — Bears, 27-0 (WA)
1953 — Bears, 27-24 (WA)
1957 — Redskins, 14-3 (W)
1964 — Redskins, 27-20 (DC)
1968 — Redskins, 38-28 (W)
1971 — Bears, 16-15 (S)
1974 — Redskins, 42-0 (DC)
1976 — Bears, 33-7 (S)
1978 — Bears, 14-10 (DC) sat

- 1966 — Rams, 31-17 (LA)
Bears, 17-10 (W)
1967 — Rams, 28-17 (W)
1968 — Bears, 17-16 (LA)
1969 — Rams, 9-7 (W)
1971 — Rams, 17-3 (LA)
1972 — Tie, 13-13 (S)
1973 — Rams, 26-0 (S)
1975 — Rams, 38-10 (LA)
1976 — Rams, 20-12 (LA)
1977 — Bears, 24-23 (S) mnf
1979 — Bears, 27-23 (S)
1981 — Rams, 24-7 (S) mnf
1982 — Bears, 34-26 (AN)
1983 — Rams, 21-14 (AN)
1984 — Rams, 29-13 (AN)
1985 — Bears, 24-0 (S) CC
1986 — Rams, 20-17 (S) mnf
1988 — Rams, 23-3 (AN) mnf
1989 — Bears, 20-10 (S)
1990 — Bears, 38-9 (S) sn
1993 — Rams, 20-6 (AN)
1994 — Bears, 27-13 (S)
1995 — Rams, 34-28 (SL)
1996 — Bears, 35-9 (S)
1997 — Bears, 13-10 (TW) sn
1998 — Rams, 20-12 (S)
1999 — Rams, 34-12 (TW)

- 1994 — Bears, 21-9 (S)
Bears, 20-6 (TB)
1995 — Bears, 25-6 (TB)
Bears, 31-10 (S)
1996 — Bears, 13-10 (S)
Buccaneers, 34-19 (TB)
1997 — Bears, 13-7 (S)
Buccaneers, 31-15 (TB)
1998 — Buccaneers, 27-15 (RJ)
Buccaneers, 31-17 (S)
1999 — Buccaneers, 6-3 (RJ)
Buccaneers, 20-6 (S)
2000 — Buccaneers, 41-0 (RJ)
Bears, 13-10 (S)
2001 — Bears, 27-24 (RJ)
Bears, 27-3 (S)

- 1995 — Bears, 35-32 (S)
1998 — Bears, 23-20 (VA)

- 1980 — Bears, 35-21 (S)
1981 — Redskins, 24-7 (S)
1984 — Bears, 23-19 (DC) DP
1985 — Bears, 45-10 (S)
1986 — Redskins, 27-13 (S) DP
1987 — Redskins, 21-17 (S) DP
1988 — Bears, 34-14 (DC)
1989 — Redskins, 38-14 (DC)
1990 — Redskins, 10-9 (DC)
1991 — Redskins, 20-7 (S)
1996 — Redskins, 10-3 (DC)
1997 — Redskins, 31-8 (S)
1999 — Redskins, 48-22 (FF)
2001 — Bears, 20-15 (FF)

Series Records

Team-by-Team Summary

BEARS vs. EXTINCT FRANCHISES

	Road	Home	Total
Akron Pros		2-0-1	2-0-1
Akron Indians		1-0	1-0
Boston Yanks	2-0	1-0	3-0
Brooklyn Dodgers	5-0	5-0-1	10-0-1
Buffalo All-Americans		3-1	3-1
Buffalo Bisons	1-0	0-1	1-1
Canton Bulldogs		2-2	2-2
Champaign	1-0		1-0
Chicago Tigers	2-0		2-0
Cincinnati Reds	1-0	1-0	2-0
Cleveland Bulldogs	0-1	2-0	2-1
Cleveland Indians		2-0	2-0
Columbus Tigers		2-0	2-0
Dallas Texans	0-1	1-0	1-1
Dayton Triangles		4-0	4-0
Detroit Panthers	1-1	1-0-1	2-1-1
Detroit Tigers		1-0	1-0
Detroit Wolverines		0-2	0-2
Duluth Eskimos		2-0	2-0
Frankford Yellow Jackets	2-3-1	5-1-1	7-4-2
Hammond Pros		3-0	3-0
Kewanee		1-0	1-0
Louisville Colonels		1-0	1-0
Milwaukee Badgers	1-0	2-0-1	3-0-1
Minneapolis Marines	3-0		3-0
Minneapolis Redjackets	1-0	2-0	3-0
Moline Tractors		1-0	1-0
New York Yankees	0-1	2-0	2-1
New York Yanks	1-1	2-0	3-1
Oorang Indians		2-0	2-0
Pottsville Maroons		3-0	3-0
Providence Steam Rollers	0-1	0-0-1	0-1-1
Racine Legion	1-0	1-0-2	2-0-2
Rochester Jeffersons		2-0	2-0
Rock Island Independents	2-1-3	6-0-1	8-1-4
Rockford	1-0		1-0
Staten Island Stapletons	0-0-1	1-0	1-0-1
Toledo Maroons		1-0	1-0

ALL TIED UP

The Bears have had 42 ties in their 82-year history. However, their last knotted game was a 13-13 final against the Rams on September 24, 1972 — 459 games ago. The Bears' streak is the fifth-longest *current* tieless streak, as well as the fifth longest in NFL history. New England (509 games) has the longest current streak and longest in league annals, followed by Cincinnati (476), Dallas (475), and Tennessee (455).

Since 1974, when sudden death overtime was introduced, there have been just 15 ties in the entire NFL — none by the Bears. The Bears hold the distinction of having played in the most overtime games (26) without a tie.

Before the '97 season, the last tie in the NFL was a 10-10 contest between Kansas City and Cleveland on November 19, 1989. The league played 1,836 games after the Chiefs-Browns clash, (including 109 advancing to overtime), without another tie...until November 16, 1997, when the Ravens and Eagles finished a game knotted 10-10. The NFL didn't have to wait long before getting tied up again: the Redskins and Giants ended in a 7-7 deadlock the following week (November 23, 1997). There were no ties last season.

Series Records

Team-by-Team Summary

BEARS vs. ACTIVE TEAMS

	Regular season		Post-season		Overall
	Road	Home	Road	Home	
Arizona Cardinals	1-1	1-0			55-26-6
Chicago Cardinals	15-11-1	30-8-5			
Cardinals-Steelers	1-0	1-0			
Phoenix Cardinals	1-0	0-0			
St. Louis Cardinals	1-4	4-2			
Atlanta Falcons	4-5	6-5			10-10
Baltimore Ravens	0-1	1-0			1-1
Buffalo Bills	1-3	4-0			5-3
Carolina Panthers	0-0	1-0			1-0
Cincinnati Bengals	2-1	1-3			3-4
Cleveland Browns	1-6	3-2			4-8
Dallas Cowboys	3-5	5-4	0-1	0-1	8-11
Denver Broncos	2-4	3-2			5-6
Detroit Lions	34-34	42-22-3			81-58-5
Portsmouth Spartans	2-2-1	3-0-1			
Green Bay Packers	36-37-4	47-36-2		1-0	84-73-6
Indianapolis Colts	2-0	2-0			17-21
Baltimore Colts	6-11	7-10			
Jacksonville Jaguars	1-0	1-1			2-1
Kansas City Chiefs	2-2	3-1			5-3
Miami Dolphins	2-3	1-2			3-5
Minnesota Vikings	18-23	18-20-2	1-0		36-44-2
New England Patriots	0-2	3-3		1-0*	4-5
New Orleans Saints	4-4	6-5		1-0	11-9
New York Giants	12-7-2	13-10	1-3	4-0	30-20-2
New York Jets	2-1	2-2			4-3
Oakland Raiders	1-2	1-2			4-6
Los Angeles Raiders	1-1	1-1			
Philadelphia Eagles	11-5-1	13-1	0-1	1-1	26-8-1
Eagles-Steelers		1-0			
Pittsburgh Steelers	3-5-1	9-1			19-6-1
Pittsburgh Pirates	3-0	1-0			
Cardinals-Steelers	1-0	1-0			
Eagles-Steelers		1-0			
San Diego Chargers	2-3	2-1			4-4
San Francisco 49ers	12-17	14-9-1	0-2	0-1	26-29-1
Seattle Seahawks	1-2	1-3			2-5
St. Louis Rams	1-2	1-1			48-33-3
Los Angeles Rams	14-14-1	20-10-2	0-1	1-0	
Cleveland Rams	5-3	6-2			
Tampa Bay Buccaneers	14-11	19-4			33-15
Tennessee Titans	0-0	0-0			4-4
Tennessee Oilers	1-0	0-0			
Houston Oilers	1-2	2-2			
Washington Redskins	7-9	8-5	2-1	1-3	22-19-1
Boston Redskins/Braves	3-1-1	1-0			
TOTAL	258-255-17	372-187-25	4-9	10-6	644-457-42

Note: The Eagles and Steelers merged in 1943 and the Cardinals and Steelers merged in 1944. Games are officially recorded under both teams (though only counted once in the "TOTAL" line)

* Bears were designated as home team, but game was at neutral site.

2002 opponents in orange.

Chicago Bears

Bears in the Pro Bowl

1/14/51 Dick Barwegan, G (1) Ray Bray, G (1) George Connor, T/LB (1) Fred Davis, T (1) Johnny Lujack, QB (1) Ed Sprinkle, DE (1) Bulldog Turner, C/LB (1)	Bill George, LB (5) Stan Jones, G (4) Fred Williams, DT (3)	1/24/71 Dick Butkus, LB (6) Dick Gordon,* WR (1) Bobby Joe Green, P (1) Cecil Turner, KR (1)
1/12/52 Dick Barwegan, G (2) Ray Bray, G (2) George Connor, T/LB (2) John Dottley, RB (1) Johnny Lujack, QB (2) Ed Sprinkle, DE (2) Bulldog Turner, C/LB (2)	1/17/60 Doug Atkins, DE (3) Erich Barnes, DB (1) Rick Casares, RB (5) Bill George, LB (6) Stan Jones, G (5) Fred Williams, DT (4)	1/23/72 Dick Butkus, LB (7) Dick Gordon, WR (2) 1/21/73 Dick Butkus, LB (8) Ron Smith, KR (1)
1/10/53 Dick Barwegan, G (3) George Connor, T/LB (3) Gene Schroeder, E (1) Ed Sprinkle, DE (3) Fred Williams, DT (1)	1/15/61 Doug Atkins, DE (4) Bill George, LB (7) Stan Jones, G (6) Johnny Morris, FL (1)	1/20/74 Wally Chambers, DT (1) 1/20/75 None
1/17/54 George Connor, T/LB (4) Jack Hoffman, E (1) Don Kindt, HB (1) Fred Williams, DT (2)	1/14/62 Doug Atkins, DE (5) Mike Ditka, TE (1) Bill George, LB (8) Stan Jones, G (7)	1/26/75 Wally Chambers, DT (2) Walter Payton, RB (1)
1/16/55 Bill Bishop, T (1) Bill George, LB (1) Harlon Hill, WR (1) Ed Sprinkle, DE (4)	1/13/63 Doug Atkins, DE (6) Mike Ditka, TE (2) Joe Fortunato, LB (2) Richie Petitbon, DB (1)	1/17/77 Wally Chambers, DT (3) 1/23/78 Allan Ellis, CB (1) Walter Payton,† RB (2)
1/15/56 Ed Brown, QB (1) Rick Casares, RB (1) Bill George, LB (2) Harlon Hill, WR (2) Jack Hoffman, E (2) Stan Jones, G (1) Bill Wightkin, T (1)	1/12/64 Doug Atkins, DE (7) Mike Ditka, TE (3) Joe Fortunato, LB (3) Joe Marconi, RB (1) Richie Petitbon, DB (2) Mike Pyle, C (1) Roosevelt Taylor, DB (1) Bill Wade, QB (1)	1/29/79 Walter Payton, RB (3) 1/27/80 Walter Payton, RB (4)
1/13/57 Ed Brown, QB (2) JC Caroline, HB (1) Rick Casares, RB (2) Bill George, LB (3) Harlon Hill, WR (3) Stan Jones, G (2) McNeil Moore, HB (1) Larry Strickland, C (1)	1/10/65 Mike Ditka, TE (4) Joe Fortunato, LB (4) Johnny Morris,* FL (2)	2/1/81 Gary Fencik, S (1) Dan Hampton, DE (1) Walter Payton, RB (5)
1/12/58 Doug Atkins, DE (1) Rick Casares, RB (3) Bill George, LB (4) Kline Gilbert, T (1) Stan Jones, G (3)	1/15/66 Doug Atkins, DE (8) Dick Butkus, LB (1) Mike Ditka, TE (5) Joe Fortunato, LB (5) Gale Sayers, RB (1)	1/31/82 Gary Fencik, S (2)
1/11/59 Doug Atkins, DE (2) Rick Casares, RB (4) Joe Fortunato, LB (1) Willie Galimore, RB (1)	1/22/67 Dick Butkus, LB (2) Richie Petitbon, DB (3) Gale Sayers†, RB (2)	2/6/83 Dan Hampton, DT (2)
	1/21/68 Dick Butkus, LB (3) Gale Sayers,† RB (3) Richie Petitbon, DB (4)	1/29/84 Walter Payton, RB (6) Mike Singletary, LB (1)
	1/19/69 Dick Butkus, LB (4) Gale Sayers,* RB (4) Roosevelt Taylor, DB (2)	1/27/85 Todd Bell, S (1) Richard Dent, DE (1) Dan Hampton, DT (3) Walter Payton, RB (7) Mike Singletary, LB (2)
	1/18/70 Dick Butkus, LB (5) Gale Sayers,† RB (5)	2/2/86 Jim Covert, T (1) Richard Dent, DE (2) Dave Duerson, S (1) Dan Hampton, DE (4) Jay Hilgenberg, C (1) Jim McMahon, QB (1) Walter Payton, RB (8) Mike Singletary, LB (3) Otis Wilson, LB (1)
		2/1/87 Jim Covert, T (2) Dave Duerson, S (2) Wilber Marshall, LB (1) Steve McMichael, DT (1) Jay Hilgenberg, C (2) Walter Payton, RB (9) Mike Singletary, LB (4)

Chicago Bears

Bears in the Pro Bowl

2/7/88	Dave Duerson, S (3)	Mark Carrier, S (1)	2/4/96	None
	Jay Hilgenberg, C (3)	Richard Dent, DE (3)		
	Wilber Marshall, LB (2)	Jay Hilgenberg, C (6)	2/2/97	None
	Steve McMichael, DT (2)	Mike Singletary, LB (8)		
	Mike Singletary, LB (5)		2/1/98	None
		2/2/92	Neal Anderson,* RB (4)	
1/29/89	Neal Anderson, RB (1)	Mark Carrier, S (2)	2/7/99	None
	Mark Bortz, G (1)	Shaun Gayle, S (1)		
	Dave Duerson, S (4)	Jay Hilgenberg, C (7)	2/6/00	Glyn Milburn, KR (2)
	Jay Hilgenberg, C (4)	Mike Singletary, LB (9)		
	Mike Singletary, LB (6)		2/4/01	Brian Urlacher, LB (1)
		2/7/93	Mike Singletary, LB (10)	
2/4/90	Neal Anderson,* RB (2)		2/9/02	Olin Kreutz, C (1)
	Jay Hilgenberg, C (5)	2/6/94	Richard Dent, DE (4)	Brian Urlacher, LB (2)
	Mike Singletary, LB (7)	Mark Carrier, S (3)		Ted Washington, DT (4)
		Donnell Woolford, CB (1)		Larry Wigham, S (2)
2/3/91	Neal Anderson,* RB (3)			James Williams, DT (1)
	Mark Bortz,* G (2)	2/5/95	None	

* Did not play due to injuries; † Denotes game's outstanding player



Bears in Overtime

Since overtime was adopted in 1974, the Bears have played in 26 extra periods — tied for third (Miami) behind Minnesota (29) and Denver (27). Chicago's 14 overtime wins are tied for third in the NFC (Minnesota) behind only Washington (15). In the AFC, Denver (15), Pittsburgh (14), Cincinnati (14) and Buffalo (14) lead the overtime victory column.

Date	Coin flip winner	Site	Opponent	Score	Elapsed
Oct. 16, 1977	CHICAGO	Minnesota	Minnesota Vikings	L 16-22	6:45
Dec. 18, 1977	New York	New York	New York Giants	W 12-9	14:51
Oct. 1, 1978	CHICAGO	CHICAGO	Oakland Raiders	L 19-25	5:19
Sept. 7, 1980	CHICAGO	Green Bay	Green Bay Packers	L 6-12	6:00
Nov. 27, 1980	CHICAGO	Detroit	Detroit Lions	W 23-17	0:21
Dec. 14, 1980	Cincinnati	CHICAGO	Cincinnati Bengals	L 14-17	4:23
Oct. 25, 1981	CHICAGO	CHICAGO	San Diego Chargers	W 20-17	9:30
Nov. 8, 1981	CHICAGO	Kansas City	Kansas City Chiefs	W 16-13	13:07
Jan. 2, 1983	CHICAGO	Tampa Bay	Tampa Bay Buccaneers	L 23-26	3:14
Sept. 18, 1983	CHICAGO	New Orleans	New Orleans Saints	L 31-34	10:57
Sept. 25, 1983	Baltimore	Baltimore	Baltimore Colts	L 19-22	4:51
Sept. 14, 1986	Philadelphia	CHICAGO	Philadelphia Eagles	W 13-10	5:56
Nov. 30, 1986	CHICAGO	CHICAGO	Pittsburgh Steelers	W 13-10	3:55
Nov. 18, 1990	Denver	Denver	Denver Broncos	W 16-13	13:14
Dec. 2, 1990	CHICAGO	CHICAGO	Detroit Lions	W 23-17	10:57
Sept. 23, 1991	NY Jets	CHICAGO	New York Jets	W 19-13	14:42
Nov. 24, 1991	Miami	CHICAGO	Miami Dolphins	L 13-16	4:11
Nov. 8, 1992	CHICAGO	CHICAGO	Cincinnati Bengals	L 28-31	8:39
Nov. 27, 1994	Arizona	Arizona	Arizona Cardinals	W 19-16	8:11
Dec. 1, 1994	CHICAGO	Minnesota	Minnesota Vikings	L 27-33	5:46
Nov. 5, 1995	CHICAGO	CHICAGO	Pittsburgh Steelers	L 34-37	8:19
Oct. 27, 1997	Miami	Miami	Miami Dolphins	W 36-33	9:25
Nov. 14, 1999	Minnesota	CHICAGO	Minnesota Vikings	L 24-27	3:56
Nov. 21, 1999	CHICAGO	San Diego	San Diego Chargers	W 23-20	4:58
Oct. 28, 2001	San Francisco	CHICAGO	San Francisco 49ers	W 37-31	0:16*
Nov. 4, 2001	CHICAGO	CHICAGO	Cleveland Browns	W 27-21	2:50

14-12 overall: 7-6 at home; 7-6 on the road

*NFL record for shortest OT period. Mike Brown returned a Jeff Garcia interception 33 yards for a TD.

Chicago Bears

Bears on Monday Night Football

Date	Opponent	Site	Score	Following Week
Oct. 5, 1970	Detroit Lions	Tiger Stadium	L 14-28	L Min
Nov. 29, 1971	Miami Dolphins	Orange Bowl	L 3-24	L @ Den
Oct. 23, 1972	Minnesota Vikings	SOLDIER FIELD	W 13-10	W @ STL
Nov. 12, 1973	Kansas City Chiefs	Arrowhead	L 7-19	L Det
Oct. 21, 1974	Green Bay Packers	SOLDIER FIELD	W 10-9	L @ Buf
Oct. 27, 1975	Minnesota Vikings	SOLDIER FIELD	L 9-13	L Mia
Oct. 10, 1977	Los Angeles Rams	SOLDIER FIELD	W 24-23	L+ @ Min
Sept. 25, 1978	Minnesota Vikings	SOLDIER FIELD	L 20-24	L+ Oak
Oct. 16, 1978	Denver Broncos	Mile High	L 7-16	L @ TB
Dec. 4, 1978	San Diego Chargers	Jack Murphy	L 7-40	W GB
Oct. 6, 1980	Tampa Bay Buccaneers	SOLDIER FIELD	W 23-0	L @ Min
Nov. 3, 1980	Cleveland Browns	Cleveland	L 21-27	W Wash
Sept. 28, 1981	Los Angeles Rams	SOLDIER FIELD	L 7-24	W @ Min
Oct. 19, 1981	Detroit Lions	Silverdome	L 17-48	W+ SD
Dec. 3, 1984	San Diego Chargers	Jack Murphy	L 7-20	L GB
Oct. 21, 1985	Green Bay Packers	SOLDIER FIELD	W 23-7	W Min
Dec. 2, 1985	Miami Dolphins	Orange Bowl	L 24-38	W Ind
Sept. 22, 1986	Green Bay Packers	Lambeau Field	W 25-12	W @ Cin
Nov. 3, 1986	Los Angeles Rams	SOLDIER FIELD	L 17-20	W @ TB
Dec. 15, 1986	Detroit Lions	Silverdome	W 16-13	W @ Dal
Sept. 14, 1987	New York Giants	SOLDIER FIELD	W 34-19	W TB
Nov. 16, 1987	Denver Broncos	Mile High	L 29-31	W Det
Dec. 14, 1987	San Francisco 49ers	Candlestick	L 0-41	L @ Sea
Oct. 24, 1988	San Francisco 49ers	SOLDIER FIELD	W 10-9	L @ NE
Dec. 5, 1988	Los Angeles Rams	Anaheim	L 3-20	W Det
Dec. 19, 1988	Minnesota Vikings	Metrodome	L 27-28	end of season
Oct. 2, 1989	Philadelphia Eagles	SOLDIER FIELD	W 27-13	L @ TB
Oct. 23, 1989	Cleveland Browns	Cleveland	L 7-27	W LA Rams
Sept. 23, 1991	New York Jets	SOLDIER FIELD	W+ 19-13	L @ Buf
Nov. 11, 1991	Minnesota Vikings	Metrodome	W 34-17	W @ Ind
Dec. 23, 1991	San Francisco 49ers	Candlestick	L 14-52	end of season
Sept. 21, 1992	New York Giants	SOLDIER FIELD	L 14-27	W Atl
Nov. 2, 1992	Minnesota Vikings	SOLDIER FIELD	L 10-38	L+ Cin
Dec. 7, 1992	Houston Oilers	Astrodome	L 7-24	W Pit
Oct. 25, 1993	Minnesota Vikings	SOLDIER FIELD	L 12-19	L @ GB
Sept. 12, 1994	Philadelphia Eagles	Veterans Stadium	L 22-30	L Min
Oct. 31, 1994	Green Bay Packers	SOLDIER FIELD	L 6-33	W @ TB
Sept. 11, 1995	Green Bay Packers	SOLDIER FIELD	L 24-27	W @ TB
Oct. 30, 1995	Minnesota Vikings	Metrodome	W 14-6	L+ Pit
Dec. 4, 1995	Detroit Lions	Silverdome	L 7-27	L @ Cin
Sept. 2, 1996	Dallas Cowboys	SOLDIER FIELD	W 22-6	L @ Wash
Oct. 28, 1996	Minnesota Vikings	Metrodome	W 15-13	W TB
Sept. 1, 1997	Green Bay Packers	Lambeau Field	L 24-38	L Min
Oct. 27, 1997	Miami Dolphins	Pro Player Stadium	W 36-33+	L Wash

* Overtime

Overall Record on Monday Night Football: 16-28 (Home: 10-9, Road: 6-19)

Record week following MNF: 20-22

At home following MNF home game: 3-3; following MNF road game: 9-7

On the road following MNF home game: 5-8; following MNF road game: 3-4

* The Bears-Dolphins game on December 2, 1985 remains the highest rated Monday Night Football game in NFL history drawing a 29.6 rating and 46.0 share.

* The Bears' 44 Monday night appearances from 1970-2001 rank eighth in the NFL behind Miami (65), Dallas (61), San Francisco (55), Oakland (53), Washington (50), Pittsburgh and Denver (47).

Training Camp

Olivet Nazarene University

For the first time in 18 years the Bears will have a new summer training camp home, moving from the University of Wisconsin-Platteville to Olivet Nazarene University in Bourbonnais, Ill. The site, approximately 90 miles south of Chicago, provides the Bears with four practice fields, air-conditioned locker-rooms and dining facility, a weight room, meeting rooms, and dorms for players, staff, media and guests.

INFO: General Camp: 815 / 928-5821
Public Relations: 815 / 928-5561
Administration: 815 / 928-5822
PR Fax: 815 / 939-7933

Address:
Chicago Bears
1 University Avenue
Bourbonnais, Ill. 60914

Scott Hagel: 815 / 304-6140 (evening)
Jim Christman: 815 / 304-6146 (evening)
Roger Hacker: 815 / 304-6142 (evening)
Bill White: 815 / 304-6512 (evening)

DATES: Two-a-day practices begin Friday, July 26th. The Bears will be in Bourbonnais through Wednesday, August 14, with one exception: on August 9-10, the Bears will travel to Champaign for the pre-season opener against the Broncos.

PRACTICES and SCRIMMAGES: Practice times are subject to change, but tentatively the morning workout starts at 8:30 AM, and the afternoon session at 2:45 PM. Practices are on the Olivette Nazarene campus and are open to the public free of charge. The Bears will not scrimmage an NFL opponent in 2002. The Fan Day Practice is slated for 12:30 PM on Saturday, August 3, at Ward Field.

MEDIA: Credentials are required to cover practices and press conferences. They can be obtained in the Tigers Den located in the Leslie Parrott Convocation Athletic Center. The media work room, equipped with phones, is also located in the Tigers Den.

TRAINING CAMP HISTORY:

2002	Olivet Nazarene University, Bourbonnais, Illinois
1984-2001	University of Wisconsin-Platteville, Wisconsin
1975-83	Lake Forest College, Lake Forest, Illinois
1944-74	St. Joseph's College, Rensselaer, Indiana
1935-43	St. John's Military Academy, Delafield, Wisconsin
1934	Lane Tech High School, Chicago, Illinois
1933	Notre Dame, South Bend, Indiana

DIRECTIONS TO BOURBONNAIS FROM CHICAGO: (approximately 90 miles)

- Take I-90/94 South to I-57. Take I-57 South to Bradley/Bourbonnais Exit 315. Follow the exit ramp as it curves to the right onto Rte. 50 South. Turn right onto Armour Road. At the second traffic light, turn left onto Convent St., which is also Rt. 45/52. There is also a Speedway gas station on corner. Follow the curves past the side entrance to campus on the left and continue to the main entrance that is lined with 10 flags.

DIRECTIONS FROM LAKE FOREST:

- Take the Tri-State Tollway South/East (I-294) to I-80 West. Take I-80 West for two miles to I-57 South. Take I-57 South for 30 miles to Bradley/Bourbonnais Exit 315. Proceed as directed above.

ABOUT OLIVET NAZARENE:

Founded in 1907, Olivet Nazarene University is a private, Christian, liberal arts university -- a service of the Church of the Nazarene, theologically grounded in the Wesleyan tradition. Of the 20,000 Olivet alumni across the country and around the world, approximately 6,000 live in Northeast Illinois and Northwest Indiana. About 3,300 students (1,900 undergraduates) from 40 states and 15 countries attend the University. ONU fields 18 intercollegiate athletic teams for men and women. The Tigers are members of the National Association of Intercollegiate Athletics (NAIA, Division I), National Christian College Athletic Association (NCCAA, Division I) and Chicagoland Collegiate Athletic Conference (CCAC).

2002 Home

Champaign, Illinois

The Chicago Bears' decision to play at Memorial Stadium in 2002 was the second-biggest story of 2001 in the Champaign-Urbana area (behind only 9/11) according to the *Champaign News-Gazette* newsroom's estimation. Twenty-three of 24 staffers included that story on their top 10 lists.

Memorial Stadium in Champaign, Ill., was built in 1923 as a memorial to Illinois men and women who gave their lives for their country during World War I. Their names appear on 200 columns that support the east and west sides of the stadium.

Donations of approximately \$1.7 million by more than 200,000 students, alumni and other friends of the University made the construction possible. The Athletic Association (now known as the Division of Intercollegiate Athletics) later allocated \$509,805 to the project for the construction of the south stands and other stadium additions. The drive was needed to add spaces for the over 30,000 fans who were turned away from games.

The stadium opened Nov. 3, 1923, when Illinois defeated Chicago, 7-0, in a Homecoming victory. The stadium was officially dedicated Oct. 18, 1924, a day future Chicago Bears halfback Harold "Red" Grange accounted for six touchdowns in a 39-14 victory over Michigan in what remains as the single greatest performance in Memorial Stadium history.

Installation of the first artificial turf and a new lighting system was made possible through a 1974 Golden Anniversary campaign drive. Even though the field is lit only from the towers on the four corners of Memorial Stadium, the light intensity is easily sufficient for major network telecasts of night games.

Other stadium improvements include the 1967 installation of a press box, located at the top of the west balcony; construction of the Ray Eliot Varsity Room, a training table and trophy display area at the south-east corner of the stadium that was built with funds donated by friends of the Athletic Association; a million-dollar stadium renovation project in 1972, which included the addition of aluminum seating and other improvements; and a 1977 renovation of the varsity locker rooms and training facilities.

In April 1985, \$7 million worth of improvements began. Out of this project came installation of new artificial turf and expansion of the football headquarters in the northeast corner of the stadium. Memorial Stadium underwent renovations between November 1991 and August 1992. The \$18 million project included the replacement of the concrete bleachers in both upper decks, as well as the top 25 rows of the main stands. The stadium's electrical and drainage systems were also brought up to code and new restroom facilities, for both men and women, were installed in the corner towers and great halls. The project was financed through the issuance of revenue bonds by the UI Auxiliary Facilities System.

Memorial Stadium has undergone several renovations in recent years and more are planned prior to the Bears' arrival in 2002. The first phase was the replacement of the field's AstroTurf with AstroPlay, an artificial surface with the look and feel of natural grass. The Illini played on the new surface for the first time during the 2001 season. Upgrades for 2002 include replacing the 23x24 foot color matrix board with a video display screen capable of showing replays and other live features in Memorial Stadium as well as a new redesigned home locker room facility including new training and equipment rooms.



2002 Home

Champaign, Illinois



Press Box

ENTRANCE TO PRESS BOX (GATE 18):

Enter the press box via the press elevator located midway at the base of the west side of Memorial Stadium (press box side of the field). The elevator will go to all levels of the press box. Credentials may be picked up at the "Press Will Call" located at the West end of Assembly Hall (Basketball arena across street from Memorial Stadium). You must have a credential to enter the press door.

WORKING PRESS DECK (LEVEL 1):

This level is reserved for print media, non-originating radio and TV reporters and team public relations personnel only.

BROADCAST DECK (LEVEL 2):

This deck offers areas for all radio and t.v. broadcast outlets covering the game. This area will also be used for team video. This level contains the food service area for the press box.

Directions to Memorial Stadium

FROM CHICAGO O'HARE: I-90/94 East to I-57

South to I-74 East OR I-294 Tri-State Tollway East to I-57 South to I-74 East. Exit I-74 East at Neil Street South to Stadium Drive East to First Street South to Memorial Stadium and Press Parking Lot in Northwest parking lot of Assembly Hall.

Approximate travel time: 3:00

FROM CHICAGO MIDWAY AIRPORT: Cicero

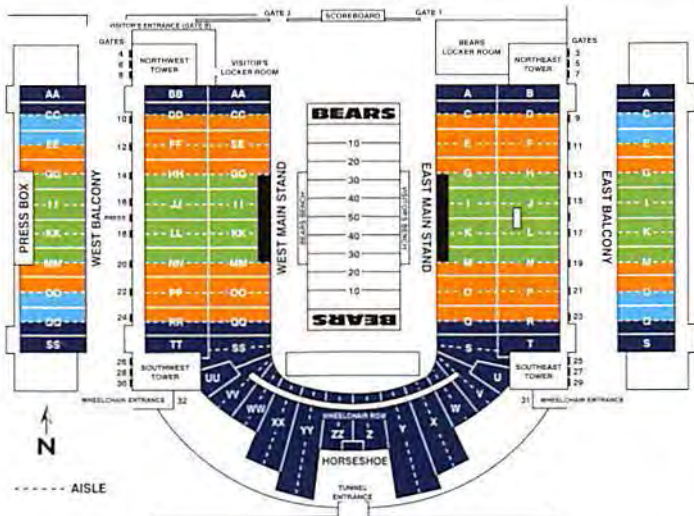
Avenue South to I-294 Tri-State Tollway East to I-57 South to I-74 East. Exit Neil Street South to Stadium Drive East to First Street South to Memorial Stadium and Press Parking lot in Northwest Parking lot of Assembly Hall.

Approximate travel time: 2:45

FROM INDIANAPOLIS INTERNATIONAL AIRPORT:

I-465 North to I-74 West. Exit Lincoln Avenue South to Green Street West to First Street South to Memorial Stadium and Press Parking Lot in Northwest parking lot of Assembly Hall.

Approximate travel time: 2:00



The Stadium

Soldier Field



The City of Chicago's Lakefront Redevelopment Project was announced publicly by Mayor Richard M. Daley on November 15, 2000. The public/private partnership among the City, State of Illinois, Chicago Park District and Chicago Bears brings a first-class stadium to a first-class city along with 17 acres of new parkland and many more amenities within the museum campus for Chicagoans and tourists to enjoy year round.

Bears President and CEO Ted Phillips and his team of experts brought the team's 44-year stadium search to a close with State and City approval. On January 5, 2001, Governor George Ryan signed House Bill 1284, designed to help fund a new stadium and enhance Chicago's lakefront. Chicago's Planning Commission approved the project on March 20, 2001.

Initial preparatory work, including the demolition of the Chicago Park District building, began during the 2001 football season. Demolition and construction of the new stadium inside the historic colonnades and outer wall of Soldier Field began on January 19, 2002 immediately following Chicago's home playoff game versus the Philadelphia Eagles. The project is on an aggressive 20-month construction schedule with the doors of the new state-of-the-art stadium scheduled to open in September of 2003. The Bears have a temporary home at the University of Illinois' Memorial Stadium in Champaign, Ill. for the 2002 season during the ongoing construction process at Soldier Field.

Project Highlights

- The project will create approximately 17 acres of additional waterfront parkland programmed for year-round public use including a sledding hill, winter garden, children's garden and play area, and spaces for special outdoor events. The additional recreation space for Chicago and its visitors will result in the largest lakefront play/education neighborhood in the city.
- The year-round parking facility will create 2,500 new underground parking spaces and 3,100 outdoor spaces (to ensure Chicago's great tailgating tradition).
- An enhanced tribute to the men and women who have served our country will exist including a Memorial Water Wall outside the stadium and a doughboy statue inside Gate O.
- Soldier Field's historic elements are preserved as the colonnades and historic south wall will remain untouched. The new stadium design allows visitors to access the colonnades year round as the original architect intended 80 years ago.
- Above and beyond Bears games, the new stadium will host an increasing number of athletic events, prime concerts, and large civic, cultural and educational gatherings. The unique design will allow for easy stage setup and take down, along with a field that can accommodate both professional and international soccer events.
- New Stadium Amenities include:
 - Increased sideline seating from 40% to over 60% and improved sight lines.
 - A capacity of approximately 61,500 seats, including 8,600 cushioned club seats, which will be 21" wide. General seats will be 19" - 20" wide.
 - An increased number of new and improved restrooms (over 1,000 restroom fixtures) plus more variety and access at over 350 concession points of sale and wider aisle ways to relieve congestion in the concourses.
 - Two state-of-the-art super-sized video boards and sound system.
 - A south courtyard inside current Gate "O" providing an atrium concession area.

The Stadium

Soldier Field



- Paying for the Lakefront Initiative
 - The Chicago Bears \$200 million dollar contribution, including a \$100 million loan from the NFL, is one of the largest private contributions to a publicly owned NFL stadium. The team also pays an annual rent of \$5.7 million in addition to accepting cost overrun responsibilities for the entire lakefront project.
 - The \$606 million Lakefront Redevelopment Project is funded without involving local property or sales taxes. The Illinois Sports Facilities Authority issued \$399 million in bonds to be repaid from annual collections of the existing 2% downtown Chicago hotel tax. There is no extension or increase of any taxes. Current hotel tax surplus and projected growth will support the financing.

After playing 31 years along the lakefront, the Chicago Bears take a one-year hiatus from Soldier Field while the new stadium is constructed within its historic colonnades. The Bears first season at Soldier Field was in 1971 after spending 50 seasons at Wrigley Field. Soldier Field was opened in 1924 as a 45,000-seat Municipal Grant Park Stadium. The first football game played on its field was November 22, 1924, as a capacity crowd watched Notre Dame edge Northwestern, 13-6.

It hosted the first boxing event which drew a gate of over \$2.5 million (Dempsey-Tunney, 1927), the first ski meet held in a stadium, and the all-time largest football crowd (123,000). The largest crowd for any event in Soldier Field was 260,000 on Sept. 8, 1954, for the religious Marian Year Tribute.

The 100,000-seat stadium was dedicated November 27, 1926, with Army battling Navy to a 21-21 tie. The all-time collegiate attendance record of 123,000 plus was established Nov. 26, 1927 as Notre Dame beat Southern Cal 7-6. In the first professional game at the then-mammoth stadium, the Bears defeated the Chicago Cardinals 10-0 on November 11, 1926.

Plans for the stadium started in 1919 as a memorial to the soldiers of WWI. Soldier Field stands on 10,000 pile foundations driving an average depth of 62.5 feet through fill that replaced the lake waters. The new stadium will continue to be owned, maintained and operated by the Chicago Park District.

Other stadium notes since the Bears moved to Soldier Field:

- 1971** — September 19th, Chicago defeats the Pittsburgh Steelers 17-15 before capacity crowd of 55,701 in the Bears' first game since moving from Wrigley.
- 1979** — The stadium undergoes major reconstruction and renovation prior to the season including new lighting, playing surface, and locker rooms; rebuilding of seating area (new chairbacks, armrests, seats); and improvement of sightlines.
- 1982** — Additional rebuilding of seating areas was completed as well as new concourses with more restrooms and concession areas. A new press box, 60 deluxe skyboxes, and a new scoreboard were also built. Capacity is increased to 66,030.
- 1988** — Surface was changed from artificial turf to natural grass, and 56 skyboxes were added along south rim (increasing the total to 116). Capacity is increased to 66,946.
- 1992** — Four seats are added increasing the capacity to 66,950.
- 1994** — The Park District spends millions to refurbish the stadium for the World Cup soccer tournament. Capacity is reduced by six to the current figure of 66,944.
- 2000** — Mayor Daley announces Lakefront Redevelopment Project (11/15/2000).
- 2001** — Project receives state and city approval.
- 2002** — Demolition begins on stadium immediately following playoff game (1/19/02).

Chicago Bears

Bears Radio Play-by-Play



WBBM 780-AM

The Chicago Bears broadcasts will be on WBBM Newsradio 780 for the third consecutive season after a 15-year absence from the station. WBBM is Chicago's only all-news station and has led the market in news and sports broadcasting since 1968. **Jeff Joniak** will handle the play-by-play and the pregame show which starts three hours prior to kickoff. *Pro Football Weekly's* **Hub Arkush** and former Bear **Tom Thayer** round out the three-man crew. The postgame show from the locker room features exclusive analysis from Head Coach Dick Jauron and key players from the game. Bears fans can also find special insight and analysis of the Bears at www.bears780.com.

JEFF JONIAK: Seventeen-year Chicago sports veteran Jeff Joniak enters his second year as play-by-play announcer. Joniak is familiar to Bears fans for his five years as the team's pre- and post-game host and as drive-time sports anchor on WBBM Newsradio 780, home of the Chicago Bears game day broadcasts. Before tackling Halas Hall, Joniak co-hosted the game day broadcasts for the Chicago Bulls during their Championship years from 1991 to 1996. For his gripping coverage

of the death of Walter Payton, Joniak and his staff won a prestigious Peter Lisagor Award. He also won two Lisagor awards for his coverage of the NFL Draft, AP awards for his "tell it like it is" sports casts and UPI awards for his outstanding Bears reporting. Jeff and his wife Candi live with their daughters Kelly and Kaitlyn in the west suburbs.

HUB ARKUSH: Hub Arkush begins his 16th season as a member of the Bears radio team. Arkush is owner/publisher/editor of *Pro Football Weekly*, a periodical devoted to pro football that is widely read in NFL circles. Arkush also serves as the founder and co-host of the syndicated radio and television shows with the same name. Arkush worked as a pregame and postgame analyst in 1985 before starting a long career on the Bears radio team. He is a highly sought after guest on sports talk shows nationwide. Arkush is a lifetime Chicagoan who attended Deerfield High School and the University of Michigan.

TOM THAYER: Tom Thayer left the Bears in 1992 after a distinguished eight-year career at offensive guard. He retired in 1993 after one season with the Miami Dolphins. Originally a Bears' fourth-round draft pick in 1983 after an all-America career at Notre Dame, Thayer played for two-plus seasons with the USFL's Chicago Blitz and Arizona Wranglers before joining the Bears. One of the team's strongest players, Thayer earned his starting role at right guard four games into the 1985 season and eventually compiled consecutive game and consecutive start streaks that led the Bears during the late 1980s. Before joining the Bears radio team in 1997, Thayer worked for two years as a Bears analyst on WFLD-TV's pro football programming. A former all-state lineman at Joliet Catholic High, Thayer resides in Chicago.



JONIAK



ARKUSH



THAYER

Chicago Bears

Chicago Bears Radio Network

CHICAGO BEARS RADIO NETWORK

The Bears Radio Network consists of at least 21 stations across Illinois and the Midwest.

The following affiliates are included:

WSBT-AM	South Bend, IN	KCLN-AM	Clinton, IA
WFMB-AM	Springfield, IL	WMCW-AM	Harvard, IL
WGEM-AM	Quincy, IL	WLBK-AM	DeKalb, IL
WLQI-AM	Rensselaer, IN	KCPS-AM	Burlington, IA
KJOC-AM	Davenport, IA	WSOY-AM	Decatur, IL
WGCY-AM	Gibson City, IL	KXIC-AM	Iowa City, IA
WJCI-AM	Rantoul, IL	WWFS-AM	Peoria, IL
WRHL-AM	Rochelle, IL	WHCO-AM	Sparta, IL
WAIK-AM	Galesburg, IL	WKLZ-AM	Kalamazoo, MI
WRAM-FM	Monmouth, IL		
WBYS-AM	Canton, IL		
WLMD-FM	Macomb, IL		



Ticket Office & Bears Share

TICKET OFFICE – The Bears ticket office is located on the first floor of Halas Hall. Ticket packages and group tickets are available by calling (888) 79-BEARS. Single-game tickets will be available late July through Ticketmaster by calling (312) 559-1212 or (217) 351-2626.

The Bears Ticket Office telephone number is (847) 615-BEAR (2327).

BEARS SHARE – In 1993, the Bears created Bears Share, a ticket donation program. Thousands of tickets have been distributed to local charities since the program's inception. The idea is simple: if a season ticket subscriber cannot attend a game, he or she donates those tickets to the Special Olympics for the 2002 season. The charity either arranges for a responsible adult to escort one of their program participants to the Bears game, or re-sells the tickets at face value. The donating season ticket subscriber will not only help a worthwhile charity, but will also receive a tax deduction. Donating the tickets is as easy as mailing a letter. Mail each game's tickets to Special Olympics Illinois; care of Bears Share Ticket Donation; 800 Roosevelt Road; Building B - Suite 220; Glen Ellyn, Ill. 60137. For more information, check the Bears webpage at www.chicagobears.com or call the Bears ticket office at (847) 615-2327.

www.chicagobears.com

For all the latest information on the Bears, visit the the team's official website at www.chicagobears.com. Launched in the summer of 1999, the Bears' team site includes press releases, game previews, injury reports, rosters, depth chart, statistics, schedules and results, breaking news and feature stories. The site also includes a navigation bar which offers easy access to each of the other 31 NFL team sites as well as all the National Football League sites (NFL Kids, Under the Helmet, NFL Shot, NFL High School, NFL Europe, Hall of Fame, Super Bowl and NFL Draft). The NFL's website—at www.nfl.com—offers features, up-to-date and breaking news, play-by-plays for every game, leaguewide statistics, schedules and results, pictures, and audio feeds from recent events.

Chicago Bears

Bears TV / Radio Programs

PRE-SEASON TV

The 2002 season marks the 12th year the Bears have handled the production and advertising of their pre-season games. The club will control the broadcast for three games which will air on WBBM-TV, CBS 2 Chicago. This year's commentators will be CBS Sports play-by-play man Kevin Harlan and ex-Bears Head Coach and CBS studio analyst, Mike Ditka. 2002 games include:

Saturday, August 10 at 7:05 p.m. CT vs. Denver Broncos

Friday, August 23 at 7:05 p.m. CT vs. Jacksonville Jaguars

Thursday, August 29 at 6:00 p.m. CT at Miami Dolphins



CHICAGO BEARS WEEKLY

Chicago Bears Weekly has been revamped for the 2002 season to offer a high-paced, timely update of the team. The in-studio show will air each Saturday evening at 10:35 p.m. Hosted by CBS 2 sports anchors Mike Adamle and Howard Sudberry, Chicago Bears Weekly will bring fans closer to the team and its strategies with inside access on the eve of every game throughout the football season.

CHICAGO BEARS EXTRA

The game may be over, but the excitement won't end until all the tough questions are answered on Chicago Bears Extra. Whatever the score, Bears fans want to know what really happened at the game. Chicago Bears Extra, hosted by CBS 2 sports anchor Mike Adamle, will feature a prominent Bears player along with Head Coach Dick Jauron. Bears fans will be treated to a complete review of game film and analysis of pivotal moments in the game. All season long, Chicago Bears Extra will serve as a timely and informative wrap-up show for all Bears fans, offering insight and access that only the Bears can directly deliver. Chicago Bears Extra airs Sunday nights at 10:35 p.m. on CBS 2 Chicago throughout the football season.

BEARS INSIDER WITH DICK JAURON

The Bears Insider radio show begins its fourth year of production on The Score 670 AM. This hour-long show will debate the latest happenings from Halas Hall and around the NFL, as well as review and preview Bears opponents. Hosted by Bears radio color commentator Hub Arkush, the program features audience interaction and provides fans the opportunity to direct questions to the Bears Head Coach. Coach Jauron will explain the "ins and outs" of Bears football, giving Chicago fans an inside perspective of the organization. The Dick Jauron Radio Show airs Monday nights at 6:00 p.m. on The Score 670 AM throughout the football season.

BEARS MANAGEMENT REPORT

Beginning its fourth year of production, the Bears Management Report will deliver fans all the inside scoop about the Bears organization. Chicago Bears President and CEO Ted Phillips, General Manager Jerry Angelo and other front office personnel will join Bears radio color commentator Hub Arkush each Monday night following the Dick Jauron Radio Show on The Score 670 AM. Listeners will get their chance to ask about roster moves, new stadium efforts, player injuries and organizational strategies. Bears front office brass will share with fans their particular area of expertise ranging from player personnel, to athletic training, to salary cap management. Bears Management Report airs Mondays at 7:00 p.m. on The Score 670 AM throughout the football season.

In the Community



Chicago Bears Community Relations

Dating back to 1920 when George Halas founded the team, the Chicago Bears, formerly known as the Decatur Staleys (1920) and the Chicago Staleys (1921), have been active in the community. Born and raised on Chicago's West Side, Halas was determined to serve the community that rallied around his beloved Bears.

More recently, the Bears Outreach program makes a difference in the community via the club's charitable outreach efforts, cause-related marketing initiatives, and grassroots programs in education, youth football and civic development. Programs include Bears School Outreach, Tackles for Turkeys, Offensive Line Event, Autograph for an Autograph (Organ Donation) program, Community Quarterback Award Program and a Veterans Initiative, to name a few.

The Bears have also been committed to developing Youth Football Programs in Chicago including support of Sheriff Sheahan's Neighborhood Football League, the Chicago Park Districts' Junior Bear Tackle Football and Bears Inner City Flag League. The Bears and NFL also offer Bears Flag Football, Junior Player Development, NFL Flag, Punt, Pass & Kick and recognize high school coaches statewide as part of the Bears' Coach of the Week program.



BEARS COACH OF THE WEEK

The Bears Coach of the Week Program recognizes high school coaches statewide who develop players' football skills and knowledge, character and leadership, and teamwork abilities. A \$1500 donation is made to the school's football program and the winning coaches are recognized at half-time of a Bears game. The coaches also a framed certificate and attend a Bears' practice and "chalk-talk" with Head Coach Dick Jauron.



OFFENSIVE LINE TOY EVENT

One hundred children from a local charity attend a Bears game as part of the Bears That Care program. Following the game, thanks to a donation from the Bears offensive line and a match from the team's foundation, Bears Care, each child is given a gift certificate to go on the shopping spree of their life at a local toy, grocery, sporting goods or department store.



TACKLES FOR TURKEYS

This holiday turkey drive benefits disadvantaged families. Players deliver turkeys around Thanksgiving. The number of turkeys delivered is determined by the number of tackles the Bears make during the year.



FURNITURE DONATION TO CHA SENIORS

The Chicago Bears donated furniture and appliances to seniors living in Chicago Housing Authority buildings. Items from 116 Soldier Field skyboxes were donated and helped replace dilapidated furniture in senior housing units. Bears wide receiver Marcus Robinson was on hand during a ceremony where the donated items were presented to the CHA.



SPECIAL OLYMPICS ILLINOIS

The Chicago Bears kicked off an exclusive partnership with Special Olympics Illinois for the 2002 season. The Bears made a \$25,000 contribution to Special Olympics and will support the charity statewide with player appearances, ticket donations and through awareness programs and events.

In the Community

Chicago Bears Community Relations



BEARS DISASTER RELIEF FUND

The Chicago Bears and Bears Care, the team's fundraising arm, held a fan collection drive at the Bears/Vikings games last season to collect funds for the victims and families of the Sept. 11 attacks. The funds collected were combined with Bears staff and player contributions and were matched by the Bears organization. Local Chicago firefighters from Local #2 and police officers participated in the collection drive.



LAKE COUNTY FIREFIGHTERS/ CHICAGO BEARS SAFETY PREVENTION

Members of the offensive line participated in a photo shoot at Halas Hall in Lake Forest with firefighters and paramedics from Lake County districts in support of Risk Watch, an injury prevention program for children in preschool through eighth grade, administered by the Lake Forest Fire Department.



COMMUNITY QUARTERBACK AWARD PROGRAM

The Bears Community Quarterback Award is a volunteer recognition program that donates \$25,000 to Chicago area community organizations served by outstanding volunteers. Willie Jiggetts, a volunteer of Hope Community Services, was selected as the winner of the local 2001 Community Quarterback Award. The award recognizes community and youth volunteers who demonstrate leadership, dedication and commitment to bettering their communities.



VETERANS INITIATIVE

The Chicago Bears saluted United States Veterans by donating 500 tickets to local members of the United States Marine Corps Reserve, United States Navy, Illinois Army National Guard, the American Legion, Paralyzed Veterans, Disabled American Veterans, Veterans of Foreign Wars, United States Organization of Illinois, as well as, the United States Postal Service, local firemen, policemen and emergency medical service personnel.

U.S. Marine Corps Reserve 2nd Battalion, 24th Marines served as the Honor Guard for Bears home games on two occasions and members of the Great Lakes Navel Training Center unfurled the American Flag over the entire football field at Soldier Field. The Bears also sponsored a float commemorating the 60th anniversary of the Battle of Midway for the 2002 Chicago Memorial Day Parade.

COMMUNITY RELATIONS CALENDAR



- Sept. 2 Coach of the Week program begins
- Sept. 10 Hometown Huddle
- Oct. 22 YFL Kickoff
- Oct. 26 Bears Flag Football Championship
- Nov. 3 "Buck A Seat Helps Others Eat" Collection Drive
- Nov. 12 Community Quarterback Luncheon

In the Community

Bears Care



BEARS CARE

A fund of the Robert R. McCormick Tribune Foundation

About Bears Care

The Chicago Bears have a long-standing tradition of supporting numerous charities and assisting those in need. In order to increase our effectiveness, the Chicago Bears formalized its charitable organization through the creation of Bears Care in 1995, a fund partner of the Robert R. McCormick Tribune Foundation. It is through this partnership that Bears Care receives, from the McCormick Tribune Foundation, a 50% match on the net proceeds raised by Bears Care. This allows us to answer even more of the needs that are presented to us by the community. Since its inception Bears Care has issued over \$6.6 million in grants. Bears Care supports programs designed to positively impact people in the areas of education, youth and families, athletics, entrepreneurship and health with a particular emphasis on programs aimed at disadvantaged youth.

Fundraising Events

Youth For Life: Remembering Walter Payton

The Chicago Bears and Bears Care have been strong supporters of organ donor awareness programs in honor of legendary former Bear Walter Payton, who lost his fight to cancer. The Chicago Bears instituted an organ donor program at the 1999 Chicago Bears Fan Convention. Over 700 people signed on as donors, resulting in the largest single sign up in the history of the Illinois Organ Donor Program. Bears Care worked with NFL Charities and Senator Dick Durbin to launch an exciting new national organ donor awareness program, Youth For Life: Remembering Walter Payton. The program was founded by Erin Kinsella, John McCaskey, Britney Payton, and Mark Pendleton. This program encourages young people across the country to sign on as organ donors when they receive their first driver's license. The program was kicked off on October 9, 2001 in remembrance of the date that Walter Payton broke the leading rushing record, October 7, 1984. Players from NFL teams across the country visited schools to "trade an autograph for an autograph" signing the backs of student's driver's license as they sign on as organ donors.



32nd Annual Cancer Benefit

Sponsored by Lou Malnati's and the Chicago Bears Wives September 9, 2002

This fun family event is held at Lou Malnati's Pizzeria in Buffalo Grove and supports such charities as the cancer programs at Northwestern Memorial Hospital, Children's Memorial Hospital and Gilda's Club. The Cancer benefit gives fans an opportunity to support a great cause and meet some of their favorite players and coaches.

Chicago Bears Hunt for Food & Shelter



The Hunt for Food and Shelter fundraiser runs through the football season and benefits food pantries and shelters throughout Chicagoland. The sixth annual Hunt for Food and Shelter fundraiser will be kicked off on Nov. 3 against the Eagles with the "Buck A Seat Helps Others Eat" collection drive. Families of the Chicago Bears players and coaches as well as Bears staffers and other volunteers will collect monetary donations from fans at one home game. In the second phase of the program, schools and businesses conduct their own

collection drives. "Kids Helping Kids - Make the Winning Team!" involves schools throughout Chicagoland. By collecting money for those in need, students can help others while learning about smart philanthropy. The top two schools will earn a visit from a Chicago Bears player to speak to their class about the importance of helping others. Businesses participate in the fundraiser through the "Business Blitz To Tackle Hunger" program, by placing a collection can in their office or storefront.

In the Community

Bears Care

The Bears Care Gala

While Bears Care provides grants to a variety of programs, the Bears Care Gala is designed to fund researchers who are leaders in their field in the fight against breast and ovarian cancer. In the past seven years, the Bears Care Galas have raised over \$3.5 million to support breast and ovarian cancer research and treatment programs at Rush-Presbyterian St. Luke's Medical Center, Cook County Hospital, and Northwestern Memorial. The 2002 Bears Care Gala, held on Friday, May 10th at the Ritz-Carlton Hotel in Chicago, raised \$369,500. Current players, coaches, and alumni are invited to celebrate this magical evening in our fight against breast and ovarian cancer.



i*mag*jen Charities Golf Outing

i*mag*jen Charities was incorporated in 1997 centering around an annual golf outing netting over \$150,000 a years an benefiting a wide variety of local and state non-profit groups. i*mag*jen Charities has succeeded in raising over one million dollars for various non-profit organizations throughout the state. Bears Care has been the Marquee Beneficiary at the i*mag*jen Charities golf outing with many current players, coaches, alumni in attendance. The 2002 Golf Outing was Thursday, June 20th.

BEARS CARE GRANT RECIPIENTS (1996-2002)

American Liver Foundation
American Transplant Association
Athletes Committed to Educating Students (ACES)
Big Shoulders Fund
Boys Hope / Girls Hope
Chicago Housing Authority
Chicago Coalition for the Homeless
Chicago Foundation for Education
Chicago Hearing Society
Chicago Park District
Chicago Province of the Society of Jesus
Chicago Public Library Foundation
Chicago Public Schools – Lighthouse Program
Chicago Public Schools – Project PACE
Chicago Youth Centers
Children's Memorial Hospital
Clearbrook
Cook County Hospital
Cook County State's Attorney's Office
The Cradle Society
Erikson Institute
Ethiopian Community Association
Gilda's Club
Greater Chicago Food Depository
Habitat for Humanity – Rockford
Haymarket Center
Holy Family Medical Center

Hull House Association
Inner-City Teaching Corps of America
Lewis University
Lexington College
Make-A-Wish Foundation of South Florida
Maryville Academy
Midtown Educational Foundation
Museum of Broadcast Communications
National Kidney Foundation of Illinois
Northwestern Memorial Hospital
Northwestern University
Northwestern University Settlement
Pathways Center
Project Reality
Rainbow House
Regional Organ Bank of Illinois
Rehabilitation Institute of Chicago
Rush-Presbyterian-St. Luke's Medical Center
A Safe Place
The Salvation Army
San Miguel School
Shakespeare Repertory
Sheriff Michael Sheahan Youth Athletic Foundation
Special Olympics Illinois
Special People
WTTW Channel 11
YMCA of Metropolitan Chicago

2002 Chicago Bears

NFL Public Relations Director's Directory

NFL League Office	280 Park Avenue, New York, NY 10017	(212) 450-2000
NFL Properties	280 Park Avenue, New York, NY 10017	(212) 450-2000
NFL Films	280 Park Avenue, New York, NY 10017	(212) 450-2000
Pro Football Hall of Fame	2121 George Halas Dr. NW, Canton, OH 44708	(330) 456-8207
Elias Sports Bureau	500 Fifth Avenue, New York, NY 10036	(212) 869-1530

Team	PR Director	Phone Number
Arizona Cardinals	Paul Jensen	(602) 967-1010
Atlanta Falcons	Aaron Salkin	(770) 945-1111
Baltimore Ravens	Kevin Byrne	(410) 654-6200
Buffalo Bills	Scott Berchtold	(716) 648-1800
Carolina Panthers	Charlie Dayton	(704) 358-1644
Chicago Bears	Scott Hagel	(847) 295-6600
Cincinnati Bengals	Jack Brennan	(513) 621-3550
Cleveland Browns	Todd Stewart	(440) 891-5000
Dallas Cowboys	Rich Dalrymple	(972) 556-9900
Denver Broncos	Jim Saccomano	(303) 649-9000
Detroit Lions	Matt Barnhart	(248) 335-4131
Green Bay Packers	Lee Rimmel	(920) 494-2351
Houston Texans	Tony Wiley	(832) 201-4017
Indianapolis Colts	Craig Kelley	(317) 297-2658
Jacksonville Jaguars	Dan Edwards	(904) 633-6000
Kansas City Chiefs	Bob Moore	(816) 924-9300
Miami Dolphins	Harvey Greene	(954) 452-7000
Minnesota Vikings	Bob Hagen	(612) 828-6500
New England Patriots	Stacey James	(508) 543-8200
New Orleans Saints	Greg Bensel	(504) 733-0255
New York Giants	Pat Hanlon	(201) 935-8111
New York Jets	Ron Colangelo	(516) 560-8100
Oakland Raiders	Mike Taylor	(510) 567-9000
Philadelphia Eagles	Derek Boyko	(215) 463-2500
Pittsburgh Steelers	Ron Wahl	(412) 323-0300
St. Louis Rams	Rick Smith	(314) 877-3700
San Diego Chargers	Bill Johnston	(619) 280-2111
San Francisco 49ers	Kirk Reynolds	(408) 562-4949
Seattle Seahawks	Gary Wright	(206) 827-9777
Tampa Bay Buccaneers	Reggie Roberts	(813) 870-2700
Tennessee Titans	Robbie Bohren	(615) 565-4100
Washington Redskins	Michelle Tessier	(703) 877-2000



Important Dates in 2002-03

Fri., July 26	Training camp two-a-day practices begin — Bourbonnais, Ill.
Tue., Aug. 27	Roster cut to 65 (3:00 pm CT)
Sun., Sept. 1	Roster cut to 53 (3:00 pm CT)
Mon., Sept. 2	Clubs may create practice squad of up to five players (after 3:00 pm CT)
Sun., Sept. 8	Regular season opener vs. Minnesota Vikings - Memorial Stadium (Noon CT)
Tue., Oct. 15	Trading deadline (3:00 pm CT)
Tue., Nov. 12	Deadline to sign drafted, franchise, transition players, and restricted and unrestricted free agents, to whom June 1 tender was made. If such players remain unsigned, they are prohibited from playing in the NFL in 2002.
Sun., Dec. 29	Regular season ends vs. Tampa Bay Buccaneers - Memorial Stadium (7:30 p.m. CT)
Jan. 4-5, 2003	Wild Card Weekend
Jan. 11-12, 2003	Divisional Playoff games
Sun., Jan. 19, 2003	Conference Championships
Sun., Jan. 26, 2003	Super Bowl XXXVI — San Diego, Ca. — Kickoff at 5:18 pm CT
Sun., Feb. 2, 2003	Pro Bowl — Honolulu, HI
Feb. 20-Mar. 3 2003	NFL Combine, RCA Dome, Indianapolis, IN
Mar. 23-26, 2003	League meetings
Apr. 26-27, 2003	2003 NFL Draft

Chicago Bears

2002 NFL Preseason Schedule

HALL OF FAME WEEKEND (August 3-5) *(all times local)*

Saturday, August 3 Washington vs. San Francisco (Osaka, Japan)..... (ESPN) 9:00 PM

Monday, August 4 Hall of Fame Game (Canton, OH) Houston vs. N.Y. Giants ... (ABC) 7:00 PM

WEEK 1 (August 8-12)

Thursday, August 8 New York Jets at Pittsburgh..... (ESPN) 7:00 PM

Friday, August 9 Cincinnati at Buffalo..... 6:30 PM

Detroit at Baltimore..... 7:00 PM

Jacksonville at Atlanta..... 6:30 PM

Oakland at Dallas..... 8:00 PM

Saturday, August 10 Arizona at San Diego..... 5:00 PM

Cleveland at Minnesota..... 7:00 PM

Denver at BEARS (Champaign, Ill.) (WBBM - Channel 2) 7:00 PM

Green Bay at Philadelphia..... 6:30 PM

Houston at New Orleans..... 7:00 PM

Indianapolis at Seattle..... 5:00 PM

Kansas City at San Francisco..... 2:00 PM

New England at New York Giants..... 7:00 PM

St. Louis at Tennessee..... 7:00 PM

Washington at Carolina..... 7:00 PM

Monday, August 12 Miami at Tampa Bay..... (ESPN) 7:00 PM

WEEK 2 (August 15-19)

Thursday, August 15 Oakland at Tennessee..... (ESPN) 7:00 PM

New Orleans at Miami..... 6:00 PM

New York Jets at Baltimore..... 7:00 PM

Friday, August 16 BEARS at St. Louis..... (FOX) 7:00 PM

Minnesota at Buffalo..... 7:00 PM

Seattle at San Diego..... 6:00 PM

Saturday, August 17 Philadelphia at New England..... (CBS) 7:00 PM

Cincinnati at Indianapolis..... 6:00 PM

Dallas at Carolina..... 7:00 PM

Detroit at Cleveland..... 7:00 PM

Green Bay at Arizona..... 6:00 PM

Houston at Kansas City..... 7:30 PM

New York Giants at Atlanta..... 3:00 PM

Tampa Bay at Jacksonville..... TBD

Sunday, August 18 Pittsburgh at Washington..... 7:00 PM

Monday, August 19 San Francisco at Denver..... (ABC) 5:00 PM

Chicago Bears

2002 NFL Preseason Schedule

WEEK 3 (August 22-26)

Thursday, August 22	San Diego at St. Louis	(CBS) 8:00 PM
Friday, August 23	Baltimore at Philadelphia	(FOX) 7:00 PM
	Carolina at New England	7:00 PM
	Jacksonville at BEARS (Champaign, Ill.)	(WBBM - Channel 2) 7:00 PM
	Tennessee at Minnesota	7:00 PM
Saturday, August 24	Atlanta at Dallas	7:00 PM
	Buffalo at Indianapolis	6:00 PM
	Denver at Arizona	6:00 PM
	Kansas City at Seattle	5:00 PM
	Miami at Houston	7:00 PM
	New Orleans at Cincinnati	6:30 PM
	New York Giants at New York Jets	7:00 PM
	Pittsburgh at Detroit	11:30 AM
	San Francisco at Oakland	5:00 PM
	Washington at Tampa Bay	7:00 PM
Monday, August 26	Cleveland at Green Bay	(ABC) 7:00 PM

WEEK 4 (August 28-29)

Wednesday, August 28	San Diego at San Francisco	4:00 PM
Thursday, August 29	Arizona at Oakland	4:00 PM
	Atlanta at Cincinnati	6:30 PM
	Baltimore at New York Giants	7:00 PM
	Buffalo at Detroit	7:00 PM
	BEARS at Miami	(WBBM - Channel 2) 6:00 PM
	Dallas at Jacksonville	7:00 PM
	Minnesota at Pittsburgh	6:30 PM
	New England at Washington	7:00 PM
	Seattle at Denver	6:00 PM
Friday, August 30	Carolina at Cleveland	7:00 PM
	Indianapolis at New Orleans	6:00 PM
	Philadelphia at New York Jets	6:30 PM
	St. Louis at Kansas City	7:30 PM
	Tampa Bay at Houston	7:00 PM
	Tennessee at Green Bay	7:00 PM

Chicago Bears

Media Information

CREDENTIALS: News media representatives who have not been issued season press credentials should request single game credentials by no later than Monday the week of the game by faxing or emailing Scott Hagel, Director of Public Relations, at (847) 615-2387 or ScottH@Bears.nfl.com. Credentials will be left at the PRESS WILL CALL window located at the West end of Assembly Hall (Basketball arena across street from Memorial Stadium). PRESS WILL CALL opens three hours before kickoff. Press entry into Memorial Stadium is on the west side of the stadium. The press elevator is located next to Gate 18. Space is extremely limited in the Memorial Stadium Press Box, so guests are NOT permitted and credentials are limited to working press only.

PHOTOGRAPHERS: Sideline credentials for field photographers are issued by the Bears' PR department. Space limitations make it impossible to accredit free lance photographers who are not on specific assignment by a recognized sports or news publication. Sideline credentials must be reserved by Monday before the game and can be picked up at PRESS WILL CALL at Assembly Hall.

PARKING: Media parking is limited at Memorial Stadium. Applications must be made in writing on company letterhead to Scott Hagel.

TELEPHONES: The Bears provide a limited number of co-op credit card phones for copy transmission. To order phone lines in the Memorial Stadium Press Box call: SBC Ameritech at (800) 321-8152.

TO MEMORIAL STADIUM FROM O'HARE AIRPORT: I-90/94 East to I-57 South to I-74 East OR I-294 Tri-State Tollway East to I-57 South to I-74 East. Exit I-74 East at Neil Street South to Stadium Drive East to First Street South to Memorial Stadium and Press Parking Lot in Northwest parking lot of Assembly Hall.

Approximate travel time: 3:00

TO MEMORIAL STADIUM FROM MIDWAY AIRPORT: Cicero Avenue South to I-294 Tri-State Tollway East to I-57 South to I-74 East. Exit Neil Street South to Stadium Drive East to First Street South to Memorial Stadium and Press Parking lot in Northwest Parking lot of Assembly Hall.

Approximate travel time: 2:45

BEARS PUBLIC RELATIONS TELEPHONE NUMBERS:

Office: (847) 295-6600	Office Extension
Scott Hagel, Director	(847) 739-5220
Jim Christman, Assistant Director	(847) 739-5221
Roger Hacker, Assistant	(847) 739-5224
Sharon Lehner, Administrative Assistant	(847) 739-5222
Bill White, Intern	(847) 739-5388

BEARS' 2002 ROAD HEADQUARTERS

St. Louis (pre-season)	Sheraton St. Louis City Center	314-613-6414
Miami (pre-season)	The Westin (Fort Lauderdale)	954-351-2408
Atlanta	Hilton Towers Atlanta	404-221-6959
Buffalo	Hyatt Regency Buffalo	716-855-4952
Detroit	Marriott Renaissance Center	313-568-8289
Minnesota	Radisson Plaza Hotel	612-337-9788
St. Louis	Sheraton St. Louis City Center	314-613-6414
Green Bay	Radisson Paper Valley	920-733-8000
Miami	The Westin (Fort Lauderdale)	954-351-2408
Carolina	Hyatt Charlotte South Park	704-947-0512



Bears 2002 Schedule

PRESEASON

DATE	OPPONENT	CHI. TIME	NETWORK
Sat. Aug. 10	DENVER BRONCOS	7:05 PM	WBBM
Fri. Aug. 16	at St. Louis Rams	7:05 PM	FOX
Fri. Aug. 23	JACKSONVILLE JAGUARS	7:05 PM	WBBM
Thur. Aug. 29	at Miami Dolphins	6:00 PM	WBBM

REGULAR SEASON

DATE	OPPONENT	CHI. TIME	NETWORK
Sun. Sept. 8	MINNESOTA VIKINGS	Noon	FOX
Sun. Sept. 15	at Atlanta Falcons	Noon	FOX
Sun. Sept. 22	NEW ORLEANS SAINTS	Noon	FOX
Sun. Sept. 29	at Buffalo Bills	Noon	FOX
Mon. Oct. 7	GREEN BAY PACKERS	8:00 PM	ABC
Sun. Oct. 13	Bye Week		
Sun. Oct. 20	at Detroit Lions	Noon	FOX
Sun. Oct. 27	at Minnesota Vikings	Noon	FOX
Sun. Nov. 3	PHILADELPHIA EAGLES	Noon	FOX
Sun. Nov. 10	NEW ENGLAND PATRIOTS	3:15 PM	CBS
Mon. Nov. 18	at St. Louis Rams	8:00 PM	ABC
Sun. Nov. 24	DETROIT LIONS	Noon	FOX
Sun. Dec. 1	at Green Bay Packers	Noon	FOX
Mon. Dec. 9	at Miami Dolphins	8:00 PM	ABC
Sun. Dec. 15	NEW YORK JETS	Noon	CBS
Sun. Dec. 22	at Carolina Panthers	Noon	FOX
Sun. Dec. 29	TAMPA BAY BUCCANEERS	7:30 PM	ESPN

Chicago time; HOME games (BLUE CAPS) will be played at Memorial Stadium at the University of Illinois in Champaign-Urbana



2002 NFL Schedule

WEEK 10

Bye: Buffalo, Cleveland,
Dallas, Tampa Bay

Sunday, November 10

New England at BEARS, 3:15 PM

Cincinnati at Baltimore, Noon
New Orleans at Carolina, Noon
Detroit at Green Bay, Noon
NY Giants at Minnesota, Noon
Indianapolis at Philadelphia, Noon
Atlanta at Pittsburgh, Noon
San Diego at St. Louis, Noon
Houston at Tennessee, Noon
Seattle at Arizona, 3:05 PM
Washington at Jacksonville, 3:05 PM
Kansas City at San Francisco, 3:15 PM
Miami at NY Jets, 7:30 PM

Monday, November 11

Oakland at Denver, 8 PM

WEEK 11

Sunday, November 17

New Orleans at Atlanta, Noon
Cleveland at Cincinnati, Noon
Dallas at Indianapolis, Noon
Buffalo at Kansas City, Noon
Baltimore at Miami, Noon
Green Bay at Minnesota, Noon
Washington at NY Giants, Noon
Arizona at Philadelphia, Noon
Pittsburgh at Tennessee, Noon
San Francisco at San Diego, Noon
Carolina at Tampa Bay, 3:05 PM
NY Jets at Detroit, 3:15 PM
Jacksonville at Houston, 3:15 PM
Denver at Seattle, 3:15 PM
New England at Oakland, 7:30 PM

Monday, November 18

BEARS at St. Louis, 8 PM

WEEK 12

Sunday, November 24

Detroit at BEARS, Noon
Tennessee at Baltimore, Noon
Atlanta at Carolina, Noon
Jacksonville at Dallas, Noon
San Diego at Miami, Noon
Minnesota at New England, Noon
Cleveland at New Orleans, Noon
Buffalo at NY Jets, Noon
Cincinnati at Pittsburgh, Noon
Green Bay at Tampa Bay, Noon
Oakland at Arizona, 3:05 PM
Kansas City at Seattle, 3:05 PM
NY Giants at Houston, 3:15 PM
St. Louis at Washington, 3:15 PM
Indianapolis at Denver, 7:30 PM

Monday, November 25

Philadelphia at San Francisco, 8 PM

WEEK 13

Thursday, November 28

New England at Detroit, 11:30 AM
Washington at Dallas, 3:05 PM

Sunday, December 1

BEARS at Green Bay, Noon
Miami at Buffalo, Noon
Baltimore at Cincinnati, Noon
Carolina at Cleveland, Noon
Pittsburgh at Jacksonville, Noon
Arizona at Kansas City, Noon
Atlanta at Minnesota, Noon
Tennessee at NY Giants, Noon
Houston at Indianapolis, 3:05 PM
Denver at San Diego, 3:05 PM
St. Louis at Philadelphia, 3:15 PM
Seattle at San Francisco, 3:15 PM
Tampa Bay at New Orleans, 7:30 PM

Monday, December 2

NY Jets at Oakland, 8 PM

WEEK 14

Sunday, December 8

Cincinnati at Carolina, Noon
San Francisco at Dallas, Noon
Cleveland at Jacksonville, Noon
St. Louis at Kansas City, Noon
Buffalo at New England, Noon
Houston at Pittsburgh, Noon
Atlanta at Tampa Bay, Noon
Indianapolis at Tennessee, Noon
NY Giants at Washington, Noon
Detroit at Arizona, 3:05 PM
New Orleans at Baltimore, 3:05 PM
Philadelphia at Seattle, 3:05 PM
Denver at NY Jets, 3:15 PM
Oakland at San Diego, 3:15 PM
Minnesota at Green Bay, 7:30 PM

Monday, December 9

BEARS at Miami, 8 PM

WEEK 15

Sunday, December 15

NY Jets at BEARS, Noon
Seattle at Atlanta, Noon
San Diego at Buffalo, Noon
Jacksonville at Cincinnati, Noon
Indianapolis at Cleveland, Noon
Tampa Bay at Detroit, Noon
Baltimore at Houston, Noon
Oakland at Miami, Noon
Minnesota at New Orleans, Noon
Washington at Philadelphia, Noon
Carolina at Pittsburgh, Noon
Kansas City at Denver, 3:05 PM
Dallas at NY Giants, 3:15 PM
Green Bay at San Francisco, 3:15 PM
Arizona at St. Louis, 7:30 PM

Monday, December 16

New England at Tennessee, 8 PM

WEEK 16

Saturday, December 21

Miami at Minnesota, 12:30 PM
San Francisco at Arizona, 4 PM
Philadelphia at Dallas, 7:30 PM

Sunday, December 22

BEARS at Carolina, Noon
Detroit at Atlanta, Noon
New Orleans at Cincinnati, Noon
Buffalo at Green Bay, Noon
NY Giants at Indianapolis, Noon
Tennessee at Jacksonville, Noon
San Diego at Kansas City, Noon
Houston at Washington, Noon
St. Louis at Seattle, 3:05 PM
Cleveland at Baltimore, 3:15 PM
Denver at Oakland, 3:15 PM
NY Jets at New England, 7:30 PM

Monday, December 23

Pittsburgh at Tampa Bay, 8 PM

WEEK 17

Saturday, December 28

Philadelphia at NY Giants, 12:30 PM
Kansas City at Oakland, 4 PM

Sunday, December 29

Tampa Bay at BEARS, 7:30 PM
Cincinnati at Buffalo, Noon
Atlanta at Cleveland, Noon
Minnesota at Detroit, Noon
Tennessee at Houston, Noon
Miami at New England, Noon
Carolina at New Orleans, Noon
Baltimore at Pittsburgh, Noon
Dallas at Washington, Noon
Jacksonville at Indianapolis, 3:05 PM
Arizona at Denver, 3:15 PM
Green Bay at NY Jets, 3:15 PM
Seattle at San Diego, 3:15 PM

Monday, December 30

San Francisco at St. Louis, 8 PM

POST-SEASON

January 4-5, 2003

Wild Card

January 11-12, 2003

Divisional Playoffs

January 19, 2003

Conference Championships

Sunday, January 26, 2003

Super Bowl XXXVII — San Diego

Sunday, February 2, 2003

AFC-NFC Pro Bowl — Honolulu



2002 NFL Schedule

WEEK 1

Thursday, September 5

San Francisco at NY Giants, 7:30 PM

Sunday, September 8

Minnesota at BEARS, Noon

NY Jets at Buffalo, Noon

Baltimore at Carolina, Noon

San Diego at Cincinnati, Noon

Kansas City at Cleveland, Noon

Atlanta at Green Bay, Noon

Indianapolis at Jacksonville, Noon

Detroit at Miami, Noon

Philadelphia at Tennessee, Noon

Arizona at Washington, Noon

St. Louis at Denver, 3:15 PM

Seattle at Oakland, 3:15 PM

New Orleans at Tampa Bay, 3:15 PM

Dallas at Houston, 7:30 PM

Monday, September 9

Pittsburgh at New England, 8 PM

WEEK 2

Sunday, September 15

BEARS at Atlanta, Noon

Tampa Bay at Baltimore, Noon

Detroit at Carolina, Noon

Cincinnati at Cleveland, Noon

Tennessee at Dallas, Noon

Miami at Indianapolis, Noon

Jacksonville at Kansas City, Noon

Green Bay at New Orleans, Noon

New England at NY Jets, Noon

NY Giants at St. Louis, 3:05 PM

Arizona at Seattle, 3:05 PM

Buffalo at Minnesota, 3:15 PM

Houston at San Diego, 3:15 PM

Denver at San Francisco, 3:15 PM

Oakland at Pittsburgh, 7:30 PM

Monday, September 17

Philadelphia at Washington, 8 PM

WEEK 3

Bye: Baltimore, Jacksonville,

Oakland, Pittsburgh

Sunday, September 22

New Orleans at BEARS, Noon

Indianapolis at Houston, Noon

NY Jets at Miami, Noon

Carolina at Minnesota, Noon

Kansas City at New England, Noon

Dallas at Philadelphia, Noon

Cleveland at Tennessee, Noon

San Diego at Arizona, 3:05 PM

Buffalo at Denver, 3:05 PM

Green Bay at Detroit, 3:15 PM

Seattle at NY Giants, 3:15 PM

Washington at San Francisco, 3:15 PM

Cincinnati at Atlanta, 7:30 PM

Monday, September 23

St. Louis at Tampa Bay, 8 PM

WEEK 4

Bye: Atlanta, Indianapolis,

San Francisco, Washington

Sunday, September 29

BEARS at Buffalo, Noon

New Orleans at Detroit, Noon

Carolina at Green Bay, Noon

NY Jets at Jacksonville, Noon

Miami at Kansas City, Noon

Houston at Philadelphia, Noon

Cleveland at Pittsburgh, Noon

Dallas at St. Louis, Noon

NY Giants at Arizona, 3:05 PM

Tampa Bay at Cincinnati, 3:05 PM

Tennessee at Oakland, 3:15 PM

New England at San Diego, 3:15 PM

Minnesota at Seattle, 7:30 PM

Monday, September 30

Denver at Baltimore, 8 PM

WEEK 5

Bye: Detroit, Houston,

Minnesota, Seattle

Sunday, October 6

Tampa Bay at Atlanta, Noon

Oakland at Buffalo, Noon

Arizona at Carolina, Noon

NY Giants at Dallas, Noon

Cincinnati at Indianapolis, Noon

New England at Miami, Noon

Pittsburgh at New Orleans, Noon

Washington at Tennessee, Noon

San Diego at Denver, 3:05 PM

Kansas City at NY Jets, 3:05 PM

Philadelphia at Jacksonville, 3:15 PM

St. Louis at San Francisco, 3:15 PM

Baltimore at Cleveland, 7:30 PM

Monday, October 7

Green Bay at BEARS, 8 PM

WEEK 6

Bye: BEARS, Arizona,

NY Jets, Philadelphia

Sunday, October 13

Pittsburgh at Cincinnati, Noon

Carolina at Dallas, Noon

Buffalo at Houston, Noon

Baltimore at Indianapolis, Noon

Detroit at Minnesota, Noon

Green Bay at New England, Noon

Atlanta at NY Giants, Noon

Jacksonville at Tennessee, Noon

New Orleans at Washington, Noon

Oakland at St. Louis, 3:15 PM

Kansas City at San Diego, 3:15 PM

Cleveland at Tampa Bay, 3:15 PM

Miami at Denver, 7:30 PM

Monday, October 14

San Francisco at Seattle, 8 PM

WEEK 7

Bye: Cincinnati, New England,

NY Giants, Tennessee

Sunday, October 20

BEARS at Detroit, Noon

Carolina at Atlanta, Noon

Jacksonville at Baltimore, Noon

Denver at Kansas City, Noon

Buffalo at Miami, Noon

San Francisco at New Orleans, Noon

Minnesota at NY Jets, Noon

Tampa Bay at Philadelphia, Noon

Seattle at St. Louis, Noon

Houston at Cleveland, 3:05 PM

San Diego at Oakland, 3:05 PM

Dallas at Arizona, 3:15 PM

Washington at Green Bay, 3:15 PM

Monday, October 21

Indianapolis at Pittsburgh, 8 PM

WEEK 8

Bye: Green Bay, Miami,

St. Louis, San Diego

Sunday, October 27

BEARS at Minnesota, Noon

Pittsburgh at Baltimore, Noon

Detroit at Buffalo, Noon

Tampa Bay at Carolina, Noon

Tennessee at Cincinnati, Noon

Seattle at Dallas, Noon

Oakland at Kansas City, Noon

Atlanta at New Orleans, Noon

Cleveland at NY Jets, Noon

Arizona at San Francisco, 3:05 PM

Houston at Jacksonville, 3:15 PM

Denver at New England, 3:15 PM

Indianapolis at Washington, 7:30 PM

Monday, October 28

NY Giants at Philadelphia, 8 PM

WEEK 9

Bye: Carolina, Denver,

Kansas City, New Orleans

Sunday, November 3

Philadelphia at BEARS, Noon

Baltimore at Atlanta, Noon

New England at Buffalo, Noon

Pittsburgh at Cleveland, Noon

Dallas at Detroit, Noon

Cincinnati at Houston, Noon

Tennessee at Indianapolis, Noon

Minnesota at Tampa Bay, Noon

NY Jets at San Diego, 3:05 PM

St. Louis at Arizona, 3:15 PM

San Francisco at Oakland, 3:15 PM

Washington at Seattle, 3:15 PM

Jacksonville at NY Giants, 7:30 PM

Monday, November 4

Miami at Green Bay, 8 PM



Bubble #36-8401(g)

Duties include:
making victory
that much sweeter

Coca-Cola